


Compact actuator with damper blade, for the control or isolation of volumetric airflows in air-conditioning plants, particularly where space is limited

- Pipe diameter DN 100
- Torque motor 2 Nm
- Nominal voltage AC 100...240 V
- Control Open/close, 3-point
- Fit into round air ducts in accordance with DIN EN 1506


**Technical data**

<b>Electrical data</b>	Nominal voltage	AC 100...240 V
	Nominal voltage frequency	50/60 Hz
	Nominal voltage range	AC 85...265 V
	Power consumption in operation	1.5 W
	Power consumption in rest position	1 W
	Power consumption for wire sizing	3 VA
	Connection supply / control	Cable 1 m, 3 x 0.75 mm <sup>2</sup>
	Parallel operation	Yes (note the performance data)
<b>Functional data</b>	Torque motor	2 Nm
	Pipe diameter	DN 100
	Manual override	with magnet
	Angle of rotation	70°
	Running time motor	58 s / 70°
	Sound power level, motor	35 dB(A)
	Airtightness	Class 3 (DIN EN 1751)
	Resistance coefficient ζ	0.48 (in open position)
	Static differential pressure	Max. 1000 Pa via the damper (4" w.g)
<b>Safety data</b>	Flame class	Damper blade UL 94 HB Actuator UL 94 V-0
	Fire behaviour group	Damper blade RF3 (CH) Actuator RF2 (CH)
	Fire load	4.2 MJ
	Protection class IEC/EN	II, reinforced insulation
	Protection class UL	II, reinforced insulation
	Degree of protection IEC/EN	IP54
	Degree of protection NEMA/UL	NEMA 2
	Enclosure	UL Enclosure Type 2
	EMC	CE according to 2014/30/EU
	Low voltage directive	CE according to 2014/35/EU
	Certification IEC/EN	IEC/EN 60730-1 and IEC/EN 60730-2-14
	UL Approval	cURus according to UL60730-1A, UL60730-2-14 and CAN/CSA E60730-1
	Mode of operation	Type 1
	Rated impulse voltage supply / control	2.5 kV
	Pollution degree	3
	Ambient humidity	Max. 95% RH, non-condensing
	Ambient temperature	-30...50°C [-22...122°F]
	Storage temperature	-40...80°C [-40...176°F]
	Servicing	maintenance-free

<b>Weight</b>	Weight	0.25 kg
	Packaging quantity	Multipack 20 pcs.

**Safety notes**


- This device has been designed for use in stationary heating, ventilation and air-conditioning systems and must not be used outside the specified field of application, especially in aircraft or in any other airborne means of transport.
- The device must not be used for safety applications, e.g. fire protection.
- As a rule, the device is resistant to a multitude of organic solvents and alkaline agents. Unusual ambient conditions will, however, require special clarifications. In particular, the damper may not be used in environments where it may be exposed to chemically aggressive substances, e.g. laboratory exhaust air or fume hood exhaust air (laboratory exhaust systems / fume hoods).
- Only authorised specialists may carry out installation. All applicable legal or institutional installation regulations must be complied with during installation.
- The CM..D.. (Art. 70949-00001) installation instructions must be observed in order to ensure smooth operation.
- Adherence to the pipe geometry specified in accordance with DIN EN 1506 must be ensured (no damage).
- The device may only be opened at the manufacturer's site. It does not contain any parts that can be replaced or repaired by the user.
- Cables must not be removed from the device.
- The device contains electrical and electronic components and must not be disposed of as household refuse. All locally valid regulations and requirements must be observed.

**Product features**

- Fields of application**
- Airflow through the building shell
  - Air distribution / comfort ventilation
  - Air outlets
  - Zone controls
  - Devices with outside air: Facade devices / fan coils / fan-powered boxes / cabin units etc.
  - Exhaust air systems, e.g. sanitary facilities

- Manual override** Manual override with magnet possible (gear train disengagement as long as the magnet adheres to the magnet symbol). The Z-MA magnet for the gear train disengagement is enclosed.

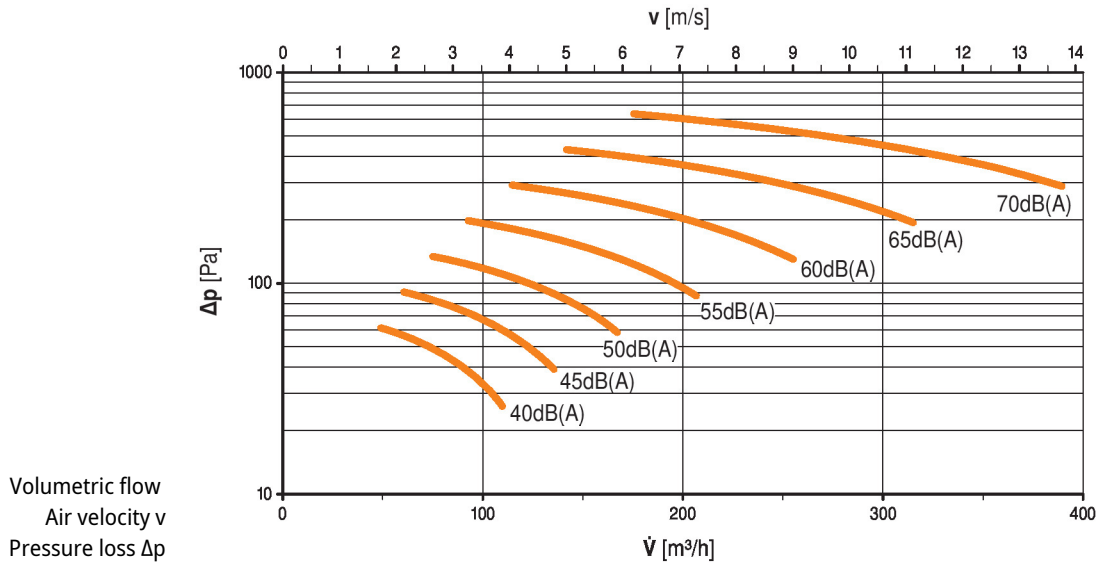
- Adjustable angle of rotation** Adjustable angle of rotation with mechanical end stops.

- High functional reliability** The actuator is overload protected, requires no limit switches and automatically stops when the end stop is reached.

- Flow noise** The noise caused by the flow of air in the pipe section with a built-in air damper and passed along inside it. Below the sound power levels listed are A-evaluated in the duct as a function of dimension, volumetric flow and pressure loss.



Sound power level LWA Sound power level with A-evaluation, including correction of the outlet reflection LWA



Accessories

Mechanical accessories	Description	Type
	Gear train disengagement magnet, Multipack 20 pcs.	Z-MA

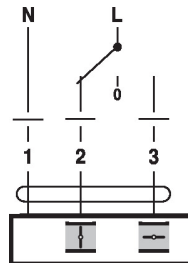
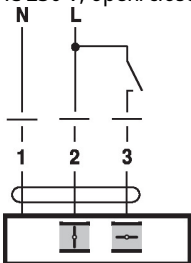
Electrical installation



Caution: Power supply voltage!  
Parallel connection of other actuators possible. Observe the performance data.

Wiring diagrams

AC 230 V, open/close



Cable colours:  
1 = blue  
2 = brown  
3 = white

- Pipelines**
- Belimo recommends the use of round folded spiral-seam pipelines (spiro pipes) with 0.5 mm metal gauge (in accordance with DIN EN 1506) and with the fold on the outside of the pipe. Folded spiral-seam pipes are usually rounder than longitudinally-welded pipes. Leakages can be reduced as a result. The interior side of the folded spiral-seam pipes is smooth. The welding seam can inhibit the function of the damper blade with longitudinally welded pipes. If longitudinally welded pipes nevertheless need to be used, Belimo cannot guarantee the proper functioning of the actuator.
  - No protruding longitudinal fold facing inward permitted
  - Use only galvanised sheet steel or chrome steel. Installation in plastic pipelines is not recommended.
  - Do not place the fastening holes of the actuator across from the welding seam. The damper blade could become damaged after a short time. The fastening holes should be drilled approximately 40 mm away from the welding seam. This will reduce the damper noise and damage to the damper blade to a minimum.

