

Condensation Switch

For detection of condensation on chilled surfaces (e.g. chilled beams). With signal LED and relay contact for connection to controller and display systems or for series connection with the cooling valve to interrupt the cold water flow directly when condensation begins. NEMA 4X / IP65 rated enclosure.


Type Overview

Type	Output signal condensation detector relay	Additional features	Cable length
22HH-100S-6	Changeover	External sensor	7 m
22HH-100S-7	Changeover	External sensor	12 m

Technical data

Electrical data	Nominal voltage	AC/DC 24 V
	Nominal voltage range	AC 21.6...26.4 V / DC 13.5...26.4 V
	Power consumption AC	1.6 VA
	Power consumption DC	0.8 W
	Electrical connection	Pluggable spring loaded terminal block max. 2.5 mm ²
	Cable entry	Cable gland with strain relief Ø6...8 mm
Functional data	Application	Water
	Output signal condensation detector relay note	changeover contact, isolated max. switching current 1 A @ 24 V min. switching current 5 mA @ 10 V
	Display	LED, Green - power supply OK, Red - condensation
Measuring data	Measured values	Condensation
Materials	Cable gland	PA6, black
	Housing	Cover: PC, orange Bottom: PC, orange Seal: NBR70, black UV resistant
Safety data	Ambient humidity	Max. 95% RH, non-condensing
	Ambient temperature	-20...50°C [-5...122°F]
	Fluid temperature	-20...60°C [-5...140°F]
	Protection class IEC/EN	III, Protective Extra-Low Voltage (PELV)
	Power source UL	Class 2 Supply
	EU Conformity	CE Marking
	Certification IEC/EN	IEC/EN 60730-1
	Certification UL	cULus acc. to UL60730-1A/-2-9/-2-13, CAN/CSA E60730-1/-2-9
	Degree of protection IEC/EN	IP65
	Degree of protection NEMA/UL	NEMA 4X
	Enclosure	UL Enclosure Type 4X
	Quality Standard	ISO 9001

Safety data	Mode of operation	Type 1.B
	Pollution degree	3
	Rated impulse voltage supply	0.8 kV
	Construction	Independently mounted control

Safety notes


This device has been designed for use in stationary heating, ventilation and air-conditioning systems and must not be used outside the specified field of application. Unauthorised modifications are prohibited. The product must not be used in relation with any equipment that in case of a failure may threaten humans, animals or assets.

Ensure all power is disconnected before installing. Do not connect to live/operating equipment. Only authorised specialists may carry out installation. All applicable legal or institutional installation regulations must be complied during installation.

The device contains electrical and electronic components and must not be disposed of as household refuse. All locally valid regulations and requirements must be observed.

Remarks

General remarks concerning sensors	Sensing devices with a transducer should always be operated in the middle of the measuring range to avoid deviations at the measuring end points. The ambient temperature of transducer electronics should be kept constant. The transducers must be operated at a constant supply voltage (± 0.2 V). When switching the supply voltage on/off, onsite power surges must be avoided.
---	---

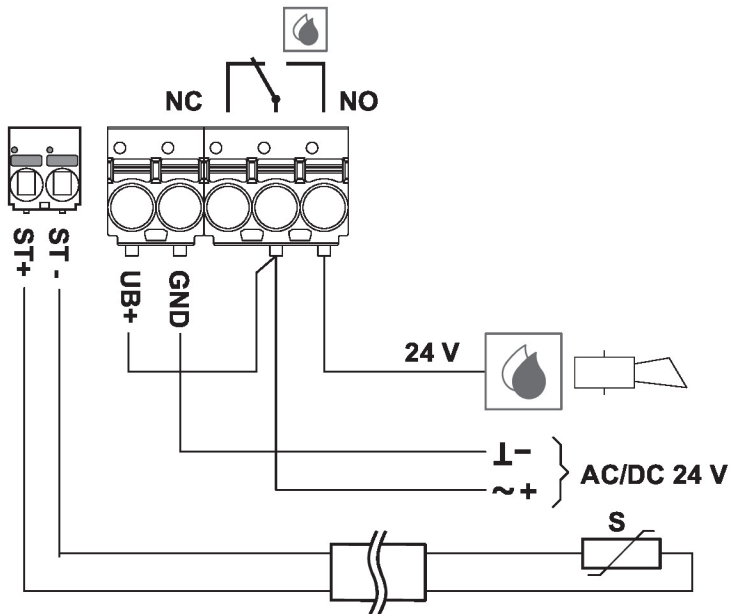
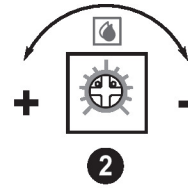
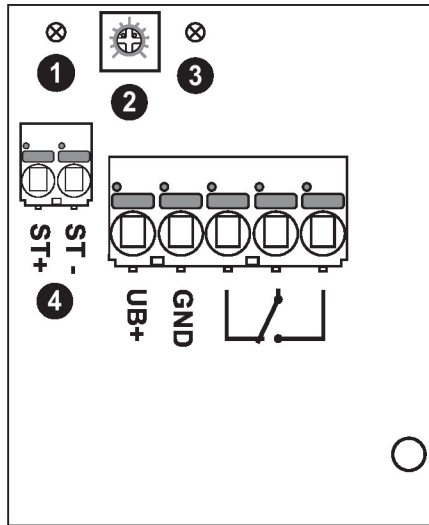
Scope of delivery

Scope of delivery	Description	Type
	Mounting plate S housing	A-22D-A09
	Syringe with thermal paste	A-22P-A44
	Screws	
	Dowel	
	Cable tie	

Accessories

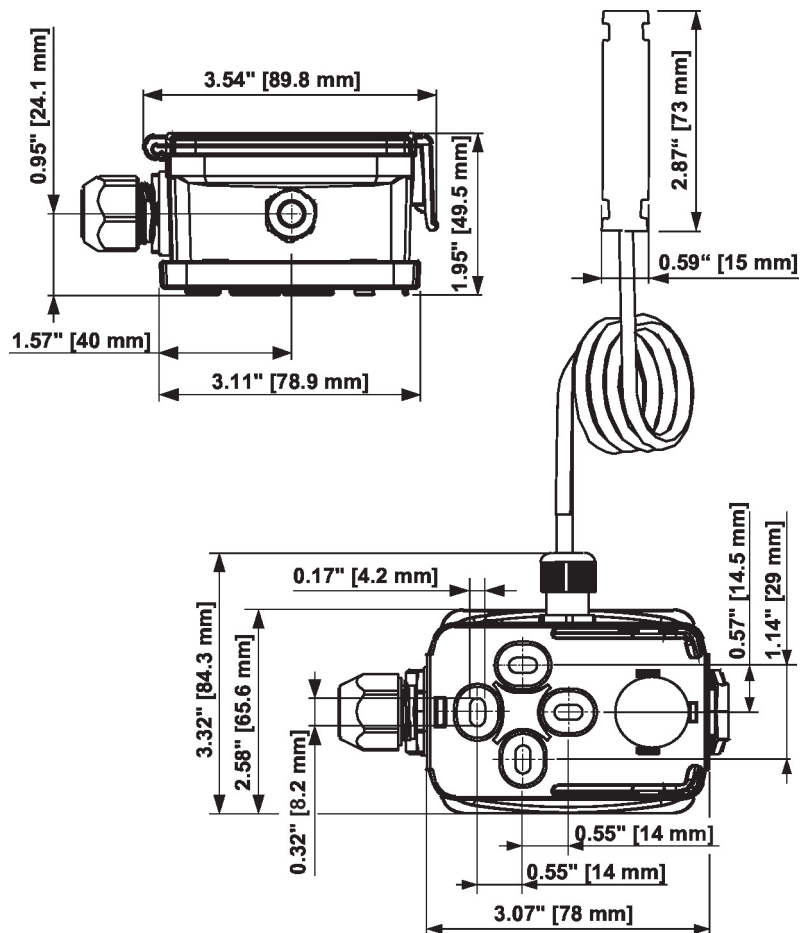
Optional accessories	Description	Type
	Connection adapter, M20x1.5, for cable 1x6 mm, Multipack 10 pcs.	A-22G-A01.1

Wiring diagram



- ① LED red: condensation
- ② Sensitivity adjustment
- less sensible
+ more sensible
- ③ LED green: power supply OK
- ④ For external condensation sensor

Dimensions



Type	Weight
22HH-100S-6	0.28 kg
22HH-100S-7	0.30 kg