

RG03

High temperature sensor

thermokon[®]
HOME OF SENSOR TECHNOLOGY

Datasheet

Subject to technical alteration
Issue date: 09.02.2022 • A120



» APPLICATION

Duct-/Immersion temperature sensor for measuring temperature in gaseous and liquid media. Designed for locking on to control and display systems. Model RG03 is specially constructed for measuring higher temperatures (e.g. exhaust systems).

» TYPES AVAILABLE

Duct/Immersion sensor temperature – passive

- RG03 PT100 <xxx>.11

Duct/Immersion sensor temperature – active TRV 0..10 V | TRA 4..20 mA

- RG03 TRV<Range> <xxx>.11
- RG03 TRA<Range> <xxx>.11

<Range>: measuring ranges: TRV6 | TRA6 0..400 °C, TRV7 | TRA7 0..600 °C
<xxx>: mounting lengths 250/500 mm

» SECURITY ADVICE – CAUTION

The installation and assembly of electrical equipment should only be performed by authorized personnel.



The product should only be used for the intended application. Unauthorised modifications are prohibited! The product must not be used in relation with any equipment that in case of a failure may threaten, directly or indirectly, human health or life or result in danger to human beings, animals or assets. Ensure all power is disconnected before installing. Do not connect to live/operating equipment.

Please comply with

- Local laws, health & safety regulations, technical standards and regulations
- Condition of the device at the time of installation, to ensure safe installation
- This data sheet and installation manual

» PRODUCT TESTING AND CERTIFICATION



Declaration of conformity

The declaration of conformity of the products can be found on our website <https://www.thermokon.de>

» GENERAL REMARKS CONCERNING SENSORS

Especially with regard to passive sensors in 2-wire conductor versions, the wire resistance of the supply wire has to be considered. If necessary the wire resistance has to be compensated by the follow-up electronics. Due to self-heating, the wire current affects the measurement accuracy, so it should not exceed 1 mA.

When using lengthy connection wires (depending on the cross section used) the measuring result might be falsified due to a voltage drop at the common GND-wire (caused by the voltage current and the line resistance). In this case, 2 GND-wires must be wired to the sensor - one for supply voltage and one for the measuring current.

Sensing devices with a transducer should always be operated in the middle of the measuring range to avoid deviations at the measuring end points. The ambient temperature of the transducer electronics should be kept constant. The transducers must be operated at a constant supply voltage ($\pm 0,2$ V). When switching the supply voltage on/off, onsite power surges must be avoided.

» BUILD-UP OF SELF-HEATING BY ELECTRICAL DISSIPATIVE POWER

Sensors with electronic components always have a dissipative power, which affects the temperature measurement of the ambient air. The dissipation in active temperature sensors shows a linear increase with rising operating voltage. This dissipative power has to be considered when measuring temperature. In case of a fixed operating voltage ($\pm 0,2$ V) this is normally done by adding or reducing a constant offset value.

Thermokon transducers can be operated with variable operating voltages. The transducers are set at the factory with a reference operating voltage of 24 V =.

At this voltage, the expected measuring error of the output signal will be the least. Other operating voltages, can cause a measurement deviation changing power loss of the sensor electronics.

A recalibration can be carried out directly on the unit or via a software variable (app or bus).

Remark: Occurring draught leads to a better carrying-off of dissipative power at the sensor. Thus temporally limited fluctuations might occur upon temperature measurement.

» TECHNICAL DATA

Measuring values	temperature		
Output voltage (type-dependent)	TRV 1x 0..10 V or 0..5 V, min. load 5 k Ω		
Output ampere (type-dependent)	TRA 1x 4..20 mA, max. load 500 Ω		
Output passive (type-dependent)	passive PT100 PT1000		
Power supply (type-dependent)	TRV 15..35 V = or 15..26 V ~ SELV	TRA 15..24 V = ($\pm 10\%$) SELV	
Power consumption (type-dependent)	TRV typ. 1 W (24 V =) 0,8 VA (24 V ~)	TRA typ. 0,5 W (24 V =)	
Measuring range temp. (type-dependent)	passive 0..+600 °C, depending on used sensor		
Output signal range temp. *Scaling analogue output (type-dependent)	TRV TRA TRV6 TRA6: 0..+400 °C, TRV7 TRA7: 0..+600 °C		
Operating temperature range * Max. permissible operating temperature	sensor pocket 0..+500 °C short term max. +600 °C	electronic – TRV TRA -35..+70 °C	electronic - passive -35..+90 °C
Accuracy temperature (type-dependent)	TRV TRA $\pm 0,2$ °C/ $\pm 0,1\%$ of reading (typ. at 21 °C)	passive typ. $\pm 0,3$ K (typ. at 21 °C), depending on used sensor	
Sensor	passive 2-wire (default), 3-wire or 4-wire		
Enclosure	aluminium		
Protection	IP66 according to EN 60529		
Cable entry	M20 for cable with max. $\varnothing=8$ mm		
Connection electrical	terminal block, max. 1,5 mm ²		
Pocket	stainless steel V4A, $\varnothing=11$ mm, mounting lengths: 250 500 mm		
Ambient condition	max. 85% rH short term condensation		

» **NOTES ON DISPOSAL**

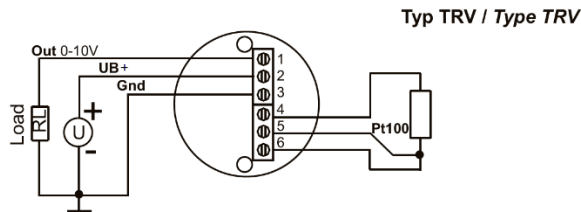
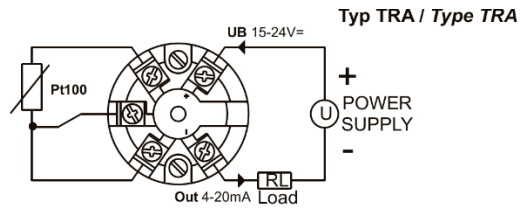
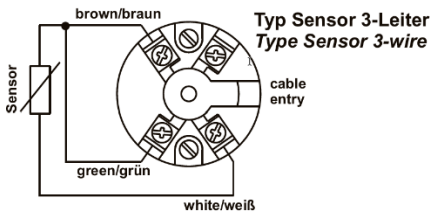


As a component of a large-scale fixed installation, Thermokon products are intended to be used permanently as part of a building or a structure at a pre-defined and dedicated location, hence the Waste Electrical and Electronic Act (WEEE) is not applicable. However, most of the products may contain valuable materials that should be recycled and not disposed of as domestic waste. Please note the relevant regulations for local disposal.

» **MOUNTING ADVICES**

1. The sensor can be mounted on the ventilation duct by means of a mounting flange (included accessory).
2. For risk of condensate permeation in the sensor tube respectively in the immersion pocket the bushing must be installed in a position that occurred condensate can run off.

» **CONNECTION PLAN**



» **DIMENSIONS (MM)**

