

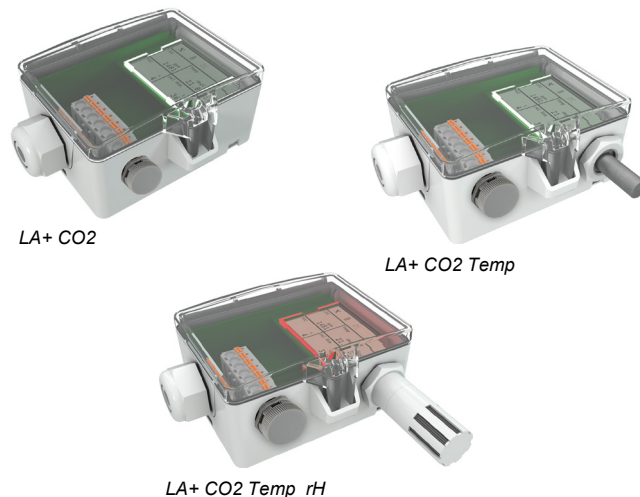
» LA+ CO2 (LCD) (Temp_rH) RS485 BACnet

Outdoor sensor for air quality, optional temperature and humidity

thermokon[®]
HOME OF SENSOR TECHNOLOGY

Datasheet

Subject to technical alteration
Issue date: 03.08.2020 • A110



The following illustrations show the version with LCD

» APPLICATION

Air quality sensor for measuring CO₂, temperature and humidity in outdoor areas with 2 0..10 V output. LCD models with RGB background light have a transparent cover.

» TYPES AVAILABLE

Outdoor sensor CO₂, optional with display – active RS485 BACnet MS/TP

LA+ CO₂ (LCD) RS485 BACnet

Outdoor sensor CO₂ temp, optional with display – active RS485 BACnet MS/TP

LA+ CO₂ (LCD) Temp RS485 BACnet

Outdoor sensor CO₂ + temp + rH, optional with display – active RS485 BACnet MS/TP

LA+ CO₂ (LCD) Temp_rH RS485 BACnet

» SECURITY ADVICE – CAUTION



The installation and assembly of electrical equipment should only be performed by authorized personnel.

The product should only be used for the intended application. Unauthorised modifications are prohibited! The product must not be used in relation with any equipment that in case of a failure may threaten, directly or indirectly, human health or life or result in danger to human beings, animals or assets. Ensure all power is disconnected before installing. Do not connect to live/operating equipment.

Please comply with

- Local laws, health & safety regulations, technical standards and regulations
- Condition of the device at the time of installation, to ensure safe installation
- This data sheet and installation manual

» NOTES ON DISPOSAL



As a component of a large-scale fixed installation, Thermokon products are intended to be used permanently as part of a building or a structure at a pre-defined and dedicated location, hence the Waste Electrical and Electronic Act (WEEE) is not applicable. However, most of the products may contain valuable materials that should be recycled and not disposed of as domestic waste. Please note the relevant regulations for local disposal.

» GENERAL REMARKS CONCERNING SENSORS

Especially with regard to passive sensors in 2-wire conductor versions, the wire resistance of the supply wire has to be considered. If necessary the wire resistance has to be compensated by the follow-up electronics. Due to self-heating, the wire current affects the measurement accuracy, so it should not exceed 1 mA.

When using lengthy connection wires (depending on the cross section used) the measuring result might be falsified due to a voltage drop at the common GND-wire (caused by the voltage current and the line resistance). In this case, 2 GND-wires must be wired to the sensor - one for supply voltage and one for the measuring current.

Sensing devices with a transducer should always be operated in the middle of the measuring range to avoid deviations at the measuring end points. The ambient temperature of the transducer electronics should be kept constant. The transducers must be operated at a constant supply voltage ($\pm 0,2$ V). When switching the supply voltage on/off, onsite power surges must be avoided.

» BUILD-UP OF SELF-HEATING BY ELECTRICAL DISSIPATIVE POWER

Temperature sensors with electronic components always have a dissipative power, which affects the temperature measurement of the ambient air. The dissipation in active temperature sensors shows a linear increase with rising operating voltage. This dissipative power has to be considered when measuring temperature. In case of a fixed operating voltage ($\pm 0,2$ V) this is normally done by adding or reducing a constant offset value. As Thermokon transducers work with a variable operating voltage, only one operating voltage can be taken into consideration, for reasons of production engineering. Transducers 0..10 V / 4..20 mA have a standard setting at an operating voltage of 24 V =. That means, that at this voltage, the expected measuring error of the output signal will be the least. For other operating voltages, the offset error will be increased by a changing power loss of the sensor electronics. If a re-calibration should become necessary later directly on the sensor, this can be done via a corresponding software variable.

Remark: Occurring draft leads to a better carrying-off of dissipative power at the sensor. Thus temporally limited fluctuations might occur upon temperature measurement.

» APPLICATION NOTICE FOR HUMIDITY SENSORS

Refrain from touching the sensitive humidity sensor/element. Touching the sensitive surface will void warranty.

For standard environmental conditions re-calibration is recommended once a year to maintain the specified accuracy.

When exposed to high ambient temperature and/or high levels of humidity or presence of aggressive gases (i.e. chlorine, ozone, ammonia) the sensor element may be affected and re-calibration may be required sooner than specified. Re-calibration and deterioration of the humidity sensor due to environmental conditions are not subject of the general warranty.

» INFORMATION ABOUT INDOOR AIR QUALITY CO₂

EN 13779 defines several classes for indoor air quality:

Category	CO ₂ content above the content in outdoor air in ppm		Description
	Typical range	Standard value	
IDA1	<400 ppm	350 ppm	Good indoor air quality
IDA2	400.. 600 ppm	500 ppm	Standard indoor air quality
IDA3	600..1.000 ppm	800 ppm	Moderate indoor air quality
IDA4	>1.000 ppm	1.200 ppm	Poor indoor air quality

» INFORMATION ABOUT SELF-CALIBRATION FEATURE CO₂

All gas sensors are subject to drift caused by components. This fact results generally in the need to recalibrate the sensors regularly.

With dual channel technology Thermokon integrates automatic self-calibration for different fields of operation. In contrast to common used ABC-Logic sensors with self-calibration dual channel are suitable for applications operating 24 hours, 7 days a week as for example hospitals.

Manual calibration is not necessary!

» TECHNICAL DATA

Measuring values <i>(type-dependent)</i>	CO ₂ , temperature and humidity	
Output voltage	2x 0..10 V or 0..5 V, min. load 10 kΩ (live-zero configuration via Thermokon USEapp)	
Network technology	RS485 BACnet MS/TP	
Power supply*	15..35 V = or 19..29 V ~ SELV <i>With alternating voltage, the correct polarity must be ensured</i>	
Power consumption	max. 2,3 W (24 V =) max. 4,3 VA (24 V ~)	
Measuring range temp. <i>(type-dependent)</i>	Temp Temp_rH 0..+50 °C (default setting) , optionally configured via Thermokon USEapp	
Measuring range humidity <i>(type-dependent)</i>	Temp_rH 0..100% rH non-condensing, optionally (enthalpy, absolute humidity, dew point)	
Measuring range CO ₂	0..2000 ppm (default), 0..5000 ppm (optionally configured via Thermokon USEapp)	
Accuracy temperature <i>(type-dependent)</i>	Temp Temp_rH ±0,5 K (typ. at 21 °C)	
Accuracy humidity <i>(type-dependent)</i>	Temp_rH ±2% between 10..90% rH (typ. at 21 °C)	
Accuracy CO ₂	±50 ppm +3% of reading (typ. at 21 °C, 50% rH)	
Calibration	self-calibration, Dual Channel	
Sensor	NDIR (non-dispersiv, infrared)	
Display <i>(optional)</i>	LCD LCD 29x35 mm with RGB backlight	
Enclosure <i>(type-dependent)</i>	enclosure USE-M, PC, pure white, with removable cable entry	LCD cover PC, transparent
Protection	IP65 according to EN 60529	
Cable entry	M25, for wire max. Ø=7 mm, seal insert for fourfold cable entry	
Connection electrical	Mainboard removable plug-in terminal, max. 2,5 mm ²	Plug-in card removable plug-in terminal, max. 1,5 mm ²
Ambient condition	0..+50 °C, max. 85% rH short term condensation	

When several BUS devices are supplied by one 24 V AC voltage supply, it is to be ensured that all "positive" operating voltage input terminals (+) of the field devices are connected and all "negative" operating voltage input terminals (-) (=reference potential) are connected (in-phase connection of field devices). In the case of reversed polarity at one field device, a supply voltage short-circuit would be caused by that device.

The consequential short-circuit current flowing through this field may cause damage to it. Therefore, pay attention to correct wiring.

» PRODUCT TESTING AND CERTIFICATION

**Declaration of conformity**

The declaration of conformity of the products can be found on our website <https://www.thermokon.de/>.

» CONFIGURATION



The Thermokon bluetooth dongle with micro-USB is required for communication between USEapp and USE-M / USE L (Item No.: 668262). Commercial bluetooth dongles are not compatible.

Application-specific reconfiguration of the devices can be carried out using the Thermokon USEapp. The configuration is carried out in the voltage-supplied state.



The configuration-app and the app description can be found in the Google Play Store or in the Apple App Store.



» APPLICATION NOTICE

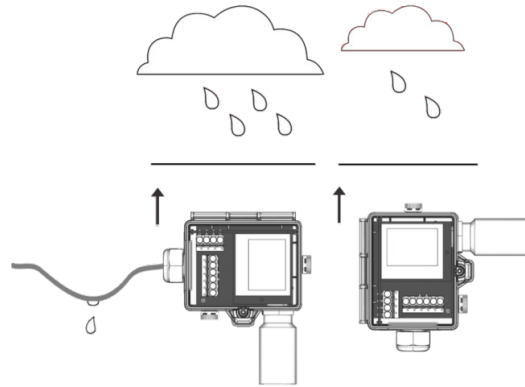


The housing cover must be completely closed in order to ensure the accuracy and reproducibility of the measured values during a test or service log via USEapp.

The Bluetooth dongle snaps into the socket easily. When removing, please fix the plug-in card (option PCB) so that it is not unintentionally pulled out.

» MOUNTING ADVICES

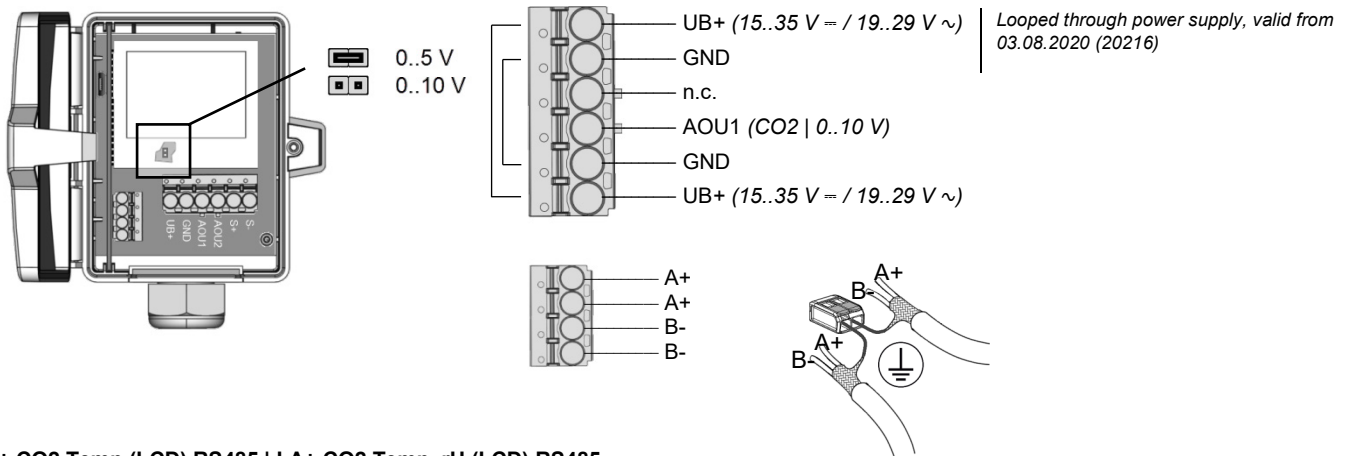
In case of outdoor installation avoid direct rain and sun contact. Probably use sun respectively rain protection. Cable entry from bottom or side. For side cable routing set loop so that precipitation can drain defined. Observe permissible ambient condition.



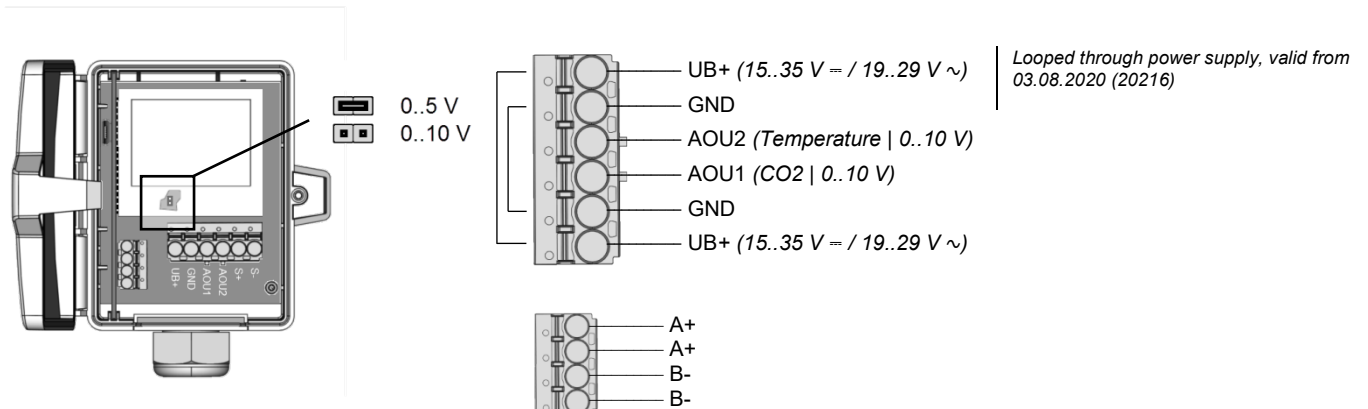
» CONNECTION PLAN

To change the output voltage range (default: 0..10 V to 0..5 V) via jumper, the display must be removed from the board first.

LA+ CO2 (LCD) RS485



LA+ CO2 Temp (LCD) RS485 | LA+ CO2 Temp_rH (LCD) RS485

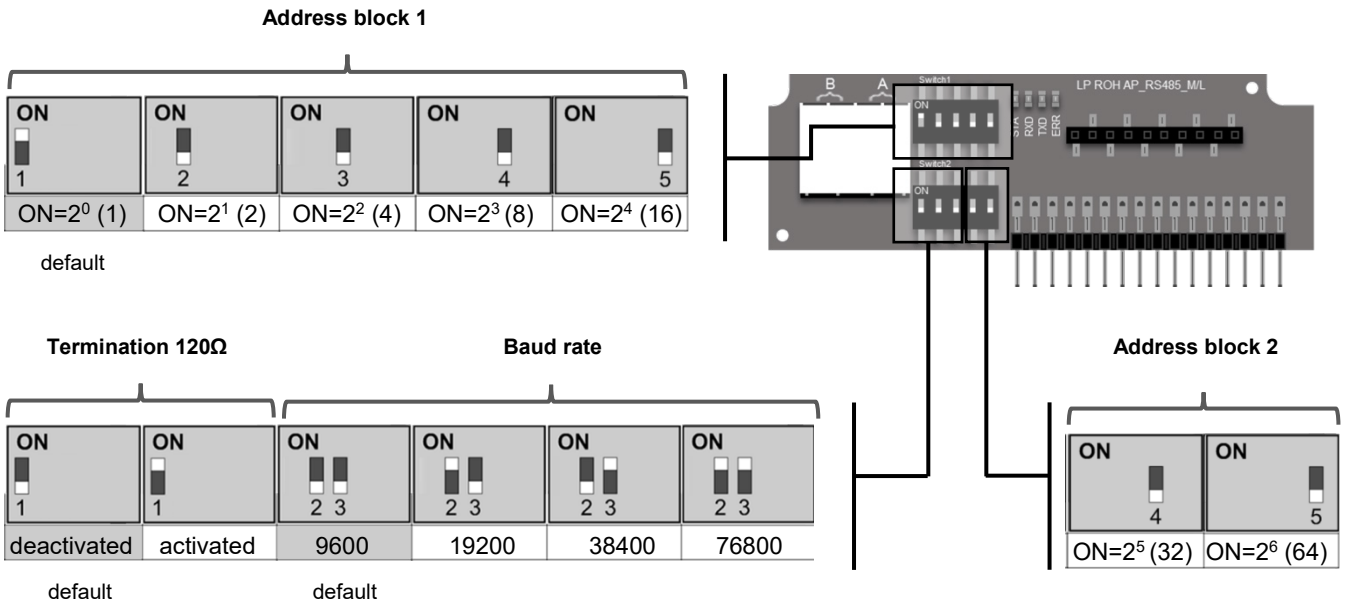


The BACnet address of the device is set binary coded in the range of 1 ... 127 via 7 dip-switches. (the address 0 is reserved and cannot be selected).



BACnet Objects:
USE-RS485 BACnet interface

A detailed description of the BACnet interface can be found in our downloadcenter:
→ [Download](#)



Measuring values

Object	Access	Description	Unit
AI-1	R	relative humidity	%rF
AI-5	R	CO2	ppm

Object AV-38 = 1 (Unit SI)

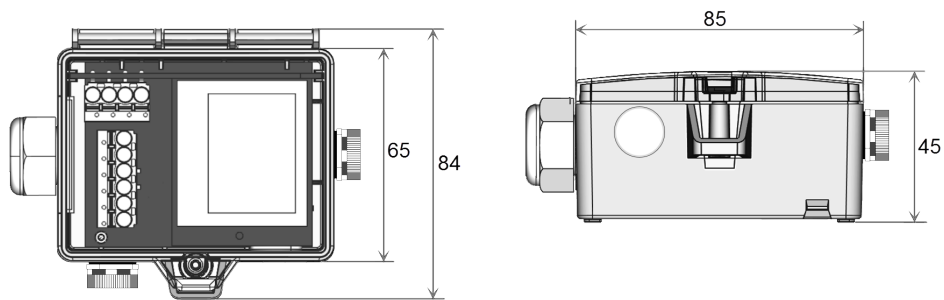
Objects	Access	Description	Unit
AI-0	R	temperature	SI °C
AI-2	R	absolute humidity	SI g/m ³
AI-3	R	enthalpy	SI KJ/kg
Ai-4	R	dew point	SI °C

Object AV-38 = 2 (Unit Imperial)

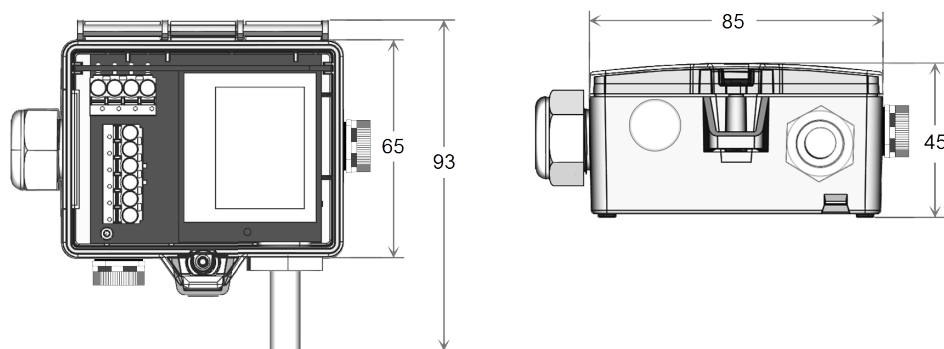
Objects	Access	Description	Unit
AI-0	R	temperature	Imperial °F
AI-2	R	absolute humidity	Imperial gr/ft ³
AI-3	R	enthalpy	Imperial BTU/lb
Ai-4	R	dew point	Imperial °F

» DIMENSIONS (MM)

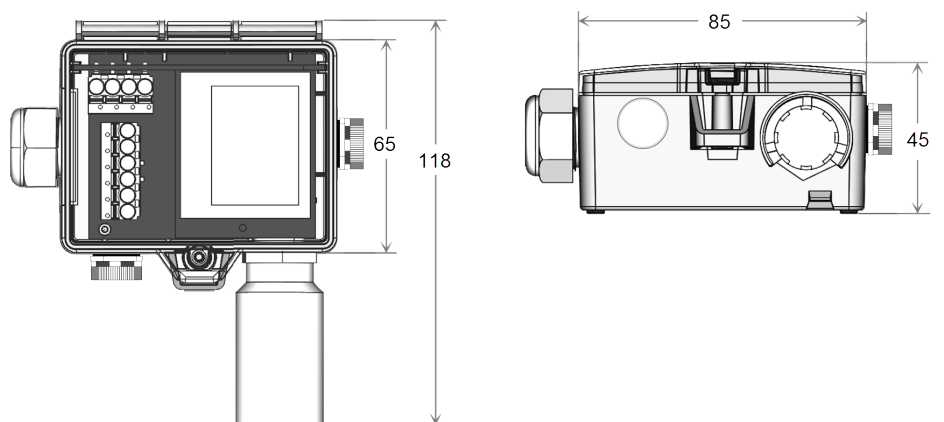
LA+ CO2 LCD



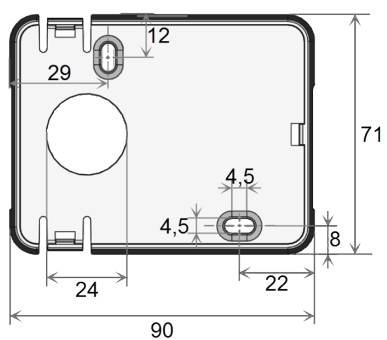
LA+ CO2 LCD Temp



LA+ CO2 LCD Temp_rH



Mounting base



» **ACCESSORIES (INCLUDED IN DELIVERY)**

Mounting base

Item No. 631228

Mounting kit universal

Item No. 698511

• Cover screw + screw cover • 2 Rawplugs • 2 Screws (countersunk head) • 2 Screws (rounded head)

» **ACCESSORIES (OPTIONAL)**

Bluetooth dongle

Item No. 668262

Filter stainless steel, wire mesh

Item No. 231169