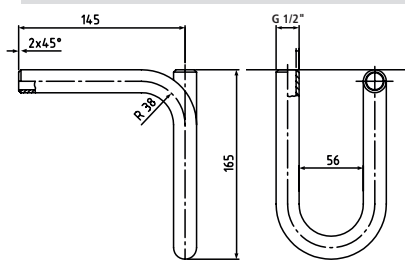
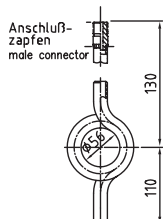


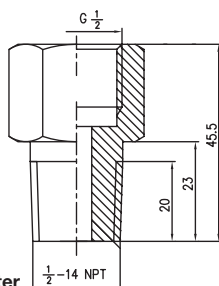
Siphons



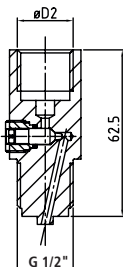
U-shape (FORM B)



Circular (FORM D)



NPT adapter



DMW

Siphons according to DIN 16282 made of 20 mm Ø seamless steel tube

Inlet: Weld-on end with weld chamfer

Outlet: Connection shank DIN 16282 Form 6 G 1/2" with clamping sleeve DIN 16283 G 1/2"

Type	Form	Material
U430B	B	St 35.8-l
U480B	B	1.4571
K430D	D	St 35.8-l
K480D	D	1.4571

NPT adapter

The purpose of the NPT adapter is to connect pressure switches, pressure transmitters, pressure gauges, etc. to NPT threaded connections. A suitable sealing washer is also supplied.

Type	Description
NPT1	NPT adapter, material 1.4104 and sealing ring DIN 16258, Form C material ITC to DIN 3754 T.1

Pressure surge reducer

Type	Material
DMW	brass

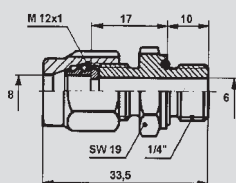
MAU

Threaded joint with male adapter union

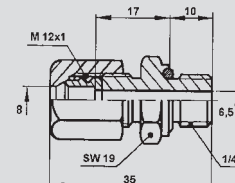
for differential pressure switches and transmitters

Threaded joint with male adapter union G 1/4" / 8 mm for connecting:

- DDCM differential pressure switches
- Smart DCM DIFF differential pressure switches
- Smart SN DIFF differential pressure transmitters
- Pressure switches with 1/4" internal thread



MAU8/Ms
all dimensions in mm



MAU 8 / Nst
all dimensions in mm

Technical data

Maximum permissible temperature: 100 °C
Maximum permissible pressure: 100 bar

Product Summary

Type	Body	O-ring
MAU8/MS	G 1/4" brass screw-in thread with O-ring seal for connection	NBR
MAU8/Nst	of pipes with 8 mm external diameter	Stainless steel (1.4571) FPM