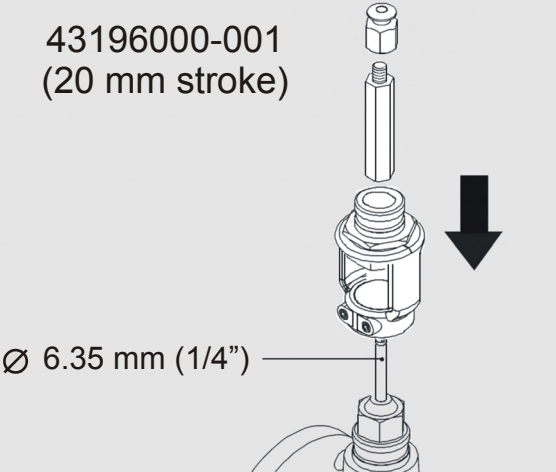
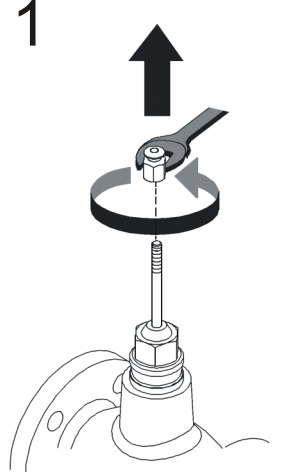
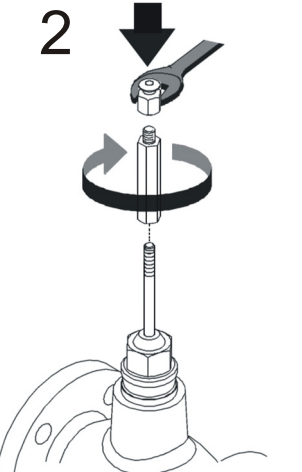
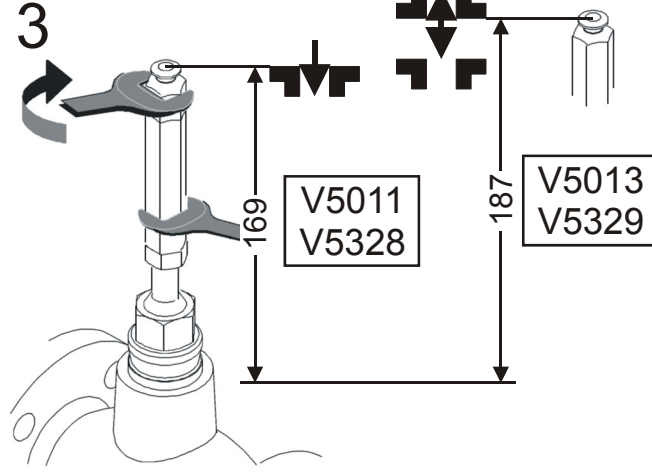
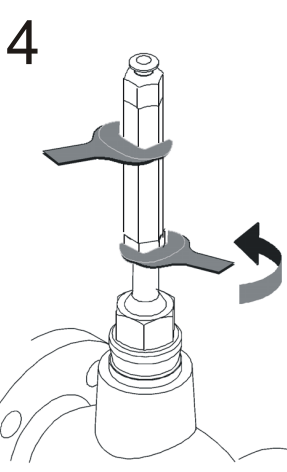
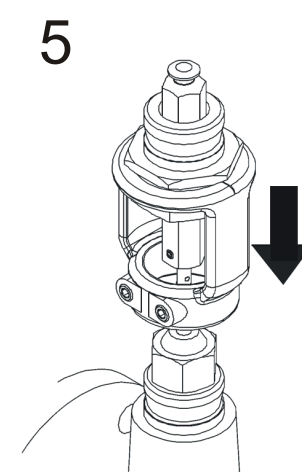
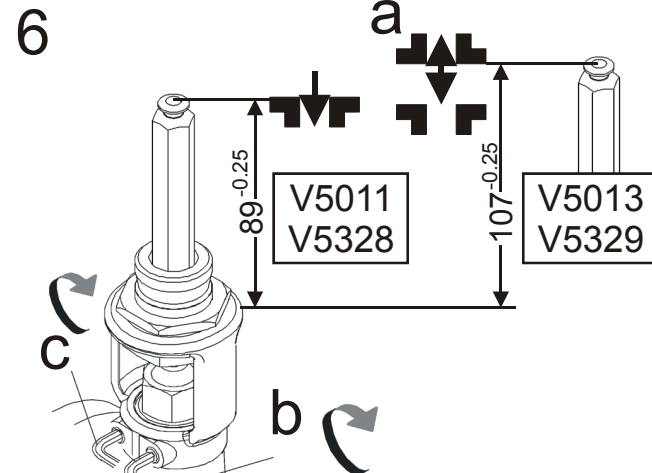
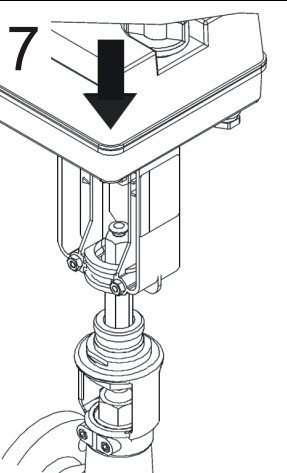


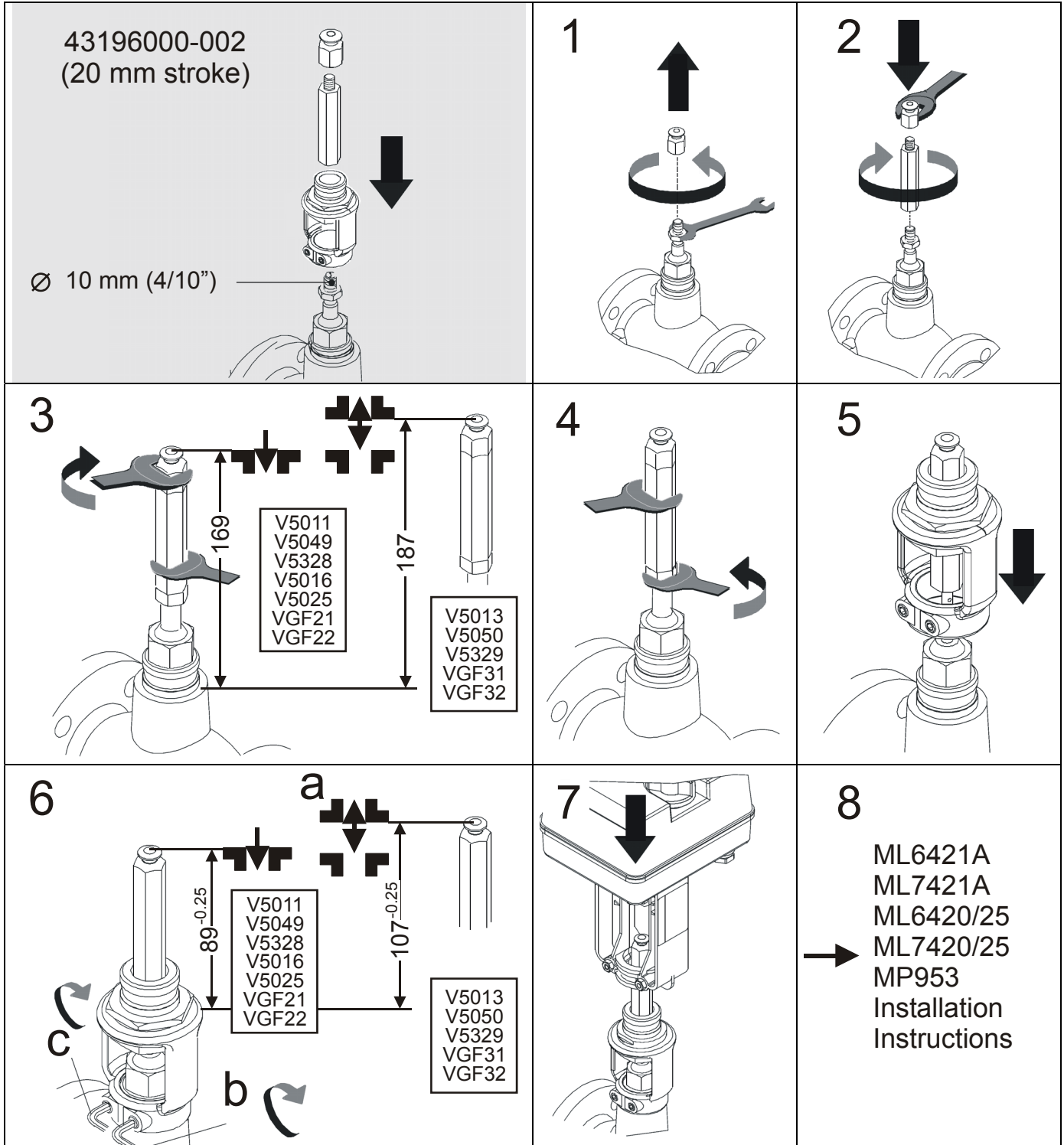
D	Montageanweisung	Hochtemperatur-Set für lineare Ventile
F	Instructions d'Installation	Kit pour applications haute température
I	Istruzioni per l'installazione	Kit per alta temperatura per valvole lineari
NL	Installatievoorschrift	Hoge temperatuur set voor lineaire afsluiters
DK	Installationsinstruks	Højtemperatur pakningsæt for linjære ventiler
N	Installationsinstruktioner	Høytemperatur pakningssett for linjære ventiler
FIN	Asennusohje	Korkean lämpötilan asennussarja
S	Installations Instruktioner	Högtemperaturpaket för linjära ventiler
E	Instrucciones de montaje	Alta temperatura kit para válvulas lineares

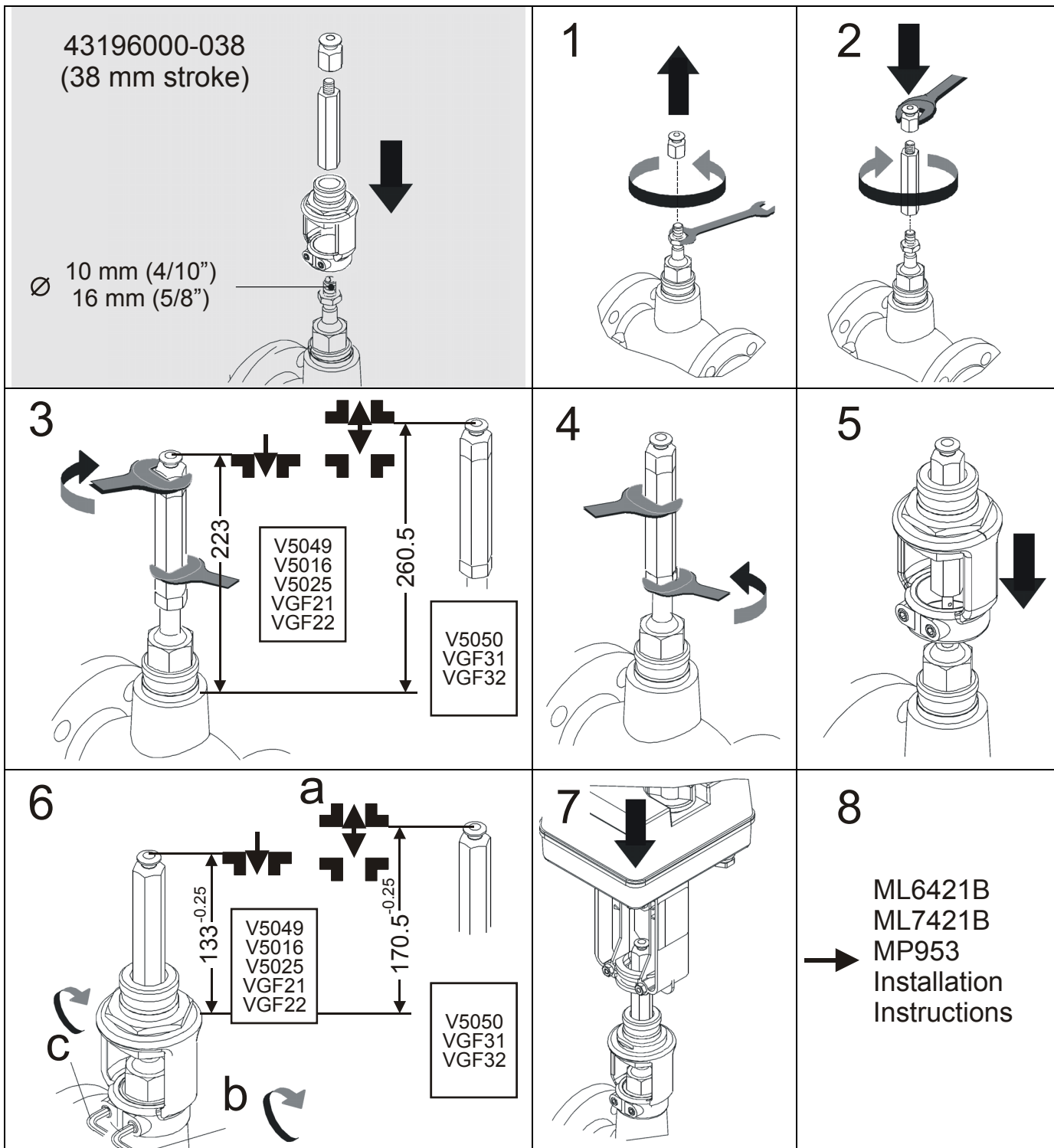
43196000-001/-002/-038

HIGH-TEMPERATURE KIT FOR LINEAR VALVES

INSTALLATION INSTRUCTIONS

<p>43196000-001 (20 mm stroke)</p>  <p>Ø 6.35 mm (1/4")</p>	<p>1</p> 	<p>2</p> 
<p>3</p>  <p>169 V5011 V5328</p> <p>187 V5013 V5329</p>	<p>4</p> 	<p>5</p> 
<p>6</p>  <p>89-0.25 V5011 V5328</p> <p>107-0.25 V5013 V5329</p> <p>a</p> <p>b</p> <p>c</p>	<p>7</p> 	<p>8</p> <p>ML6421A ML7421A ML6420/25 ML7420/25 MP953 Installation Instructions</p>





Honeywell

Manufactured for and on behalf of the Environmental and Combustion Controls Division of Honeywell Technologies Sàrl, Rolle, Z.A. La Pièce 16, Switzerland by its Authorized Representative:

Automation and Control Solutions

Honeywell GmbH

Böblinger Strasse 17

71101 Schönaich / Germany

Phone: (49) 7031 63701

Fax: (49) 7031 637493

<http://ecc.emea.honeywell.com>

Subject to change without notice. Printed in Germany

MU1B-0275GE51 R0909 / 43196000HTK Rev. B