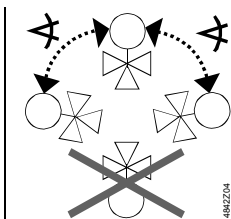


- de** Montageanleitung
- en** Mounting instructions
- fr** Instructions de montage
- sv** Monteringsinstruktion
- nl** Montage-handleiding
- it** Istruzioni di montaggio
- fi** Asennusohje
- es** Instrucciones de montaje
- da** Monteringsvejledning
- pl** Instrukcja montażu
- cz** Montážní návod
- hu** Szerelési útmutató
- el** Οδηγίες εγκατάστασης
- ru** Инструкция по установке
- zh** 安装指南

- Ventile PN16**
- Valves PN16**
- Vannes PN16**
- Ventiler PN16**
- Afsluiters PN16**
- Valvole PN16**
- Venttiilit PN16**
- Válvulas PN16**
- Ventiler PN16**
- Zawory PN16**
- Ventily PN16**
- Szelepek PN16**
- Βάνες PN16**
- Клапаны PN16**
- 阀门 PN16**

VVI46../2
VXI46../2

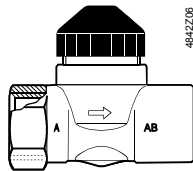


- V.. + SFA...: 2 x 85°
- V.. + SUA...: 2 x 90°
- V.. + SSA31.04: 2 x 90°
- V.. + STA...: 2 x 90°

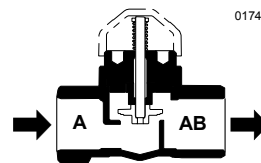


1a

VVI46../2

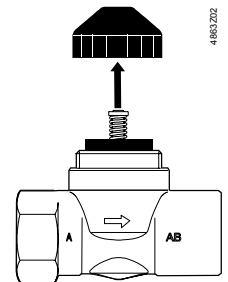


2a



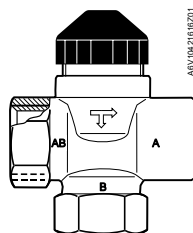
A → AB = 0...100%

3a

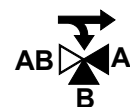
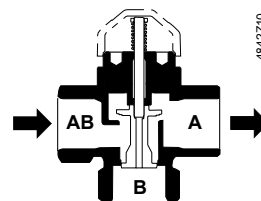


1b

VXI46../2

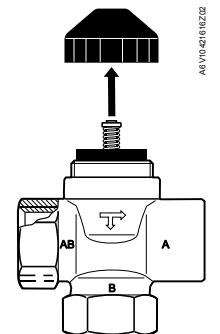


2b

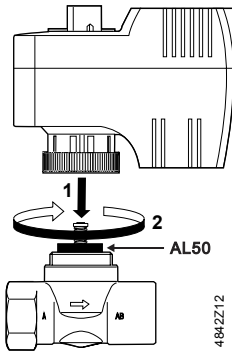


AB → A = 0...100%
AB → B = 70...0%

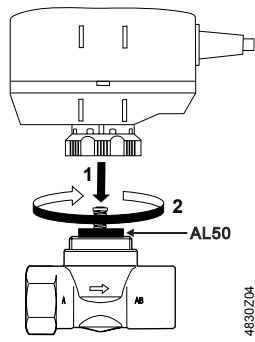
3b



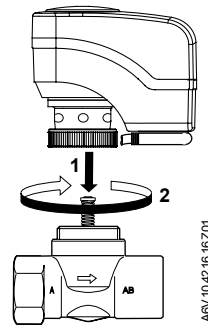
V..I46../2 + SFA..



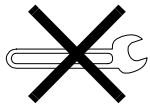
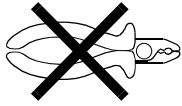
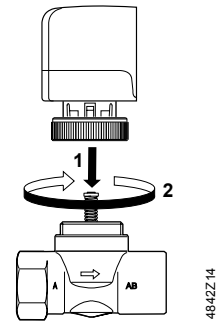
V..I46../2 + SUA..



V..I46../2 + SSA31.04

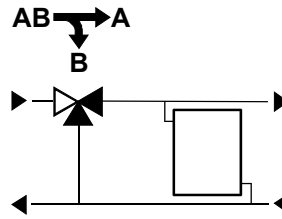


V..I46../2 + STA..

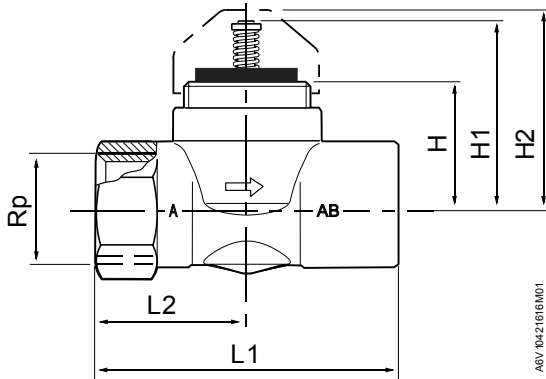


4842Z13

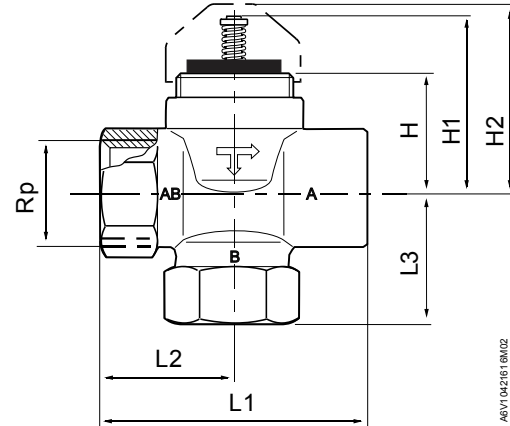
VXI46../2 + SFA.. / SUA.. / SSA31.04 / STA..



VVI46../2



VXI46../2



	DN	Rp	H1	H2	L1	L2
A → AB		[Inch]	[mm]	[mm]	[mm]	[mm]
VVI46.15/2	15	Rp 1/2	45.2	48	60	30
VVI46.20/2	20	Rp 3/4	45.2	48	65	32.5
VVI46.25/2	25	Rp 1	45.2	48	84	45

	DN	Rp	H1	H2	L1	L2	L3
AB ↓ B		[Inch]	[mm]	[mm]	[mm]	[mm]	[mm]
VXI46.15/2	15	Rp 1/2	45.2	48	60	30	30
VXI46.20/2	20	Rp 3/4	45.2	48	65	32.5	32.5
VXI46.25/2	25	Rp 1	45.2	48	84	45	40
VXI46.25T/2	25	Rp 1	45.2	48	84	42	40