

## VBG2 and VBG3 Ext. Threaded Control Ball Valves

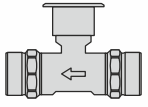
for Use with MVN (DN15-32) and M6061/M7061 (DN40-50) Rotary Actuators

### MOUNTING INSTRUCTIONS

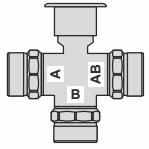
**1**

**VBG 2-WAY and 3-WAY VALVES**

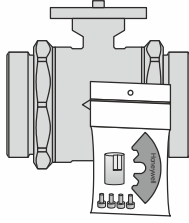
DN15...32



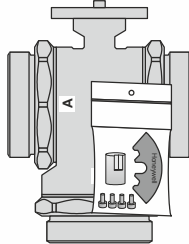
DN15...32



DN40-50

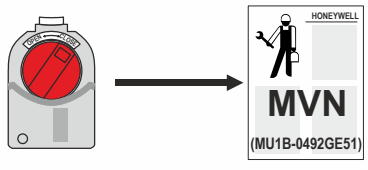


DN40-50

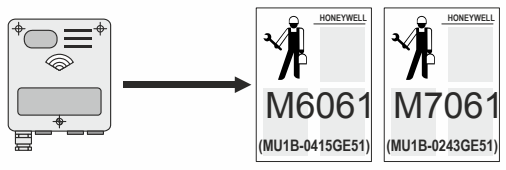


**SUITABLE ACTUATORS**


MVN (3-Nm)  
ROTARY VALVE ACTUATORS  
FOR DN15...32




M6061 (10-Nm) and M7061 (10-Nm)  
ROTARY VALVE ACTUATORS  
FOR DN40-50




**2**






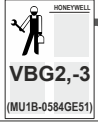
230 VAC




M6061L



MVN663



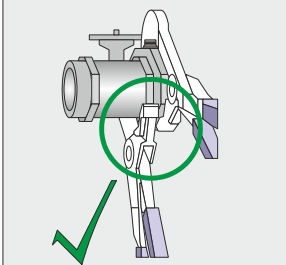
VBG2,-3



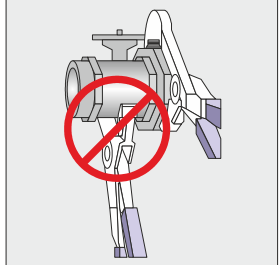
NOMINAL PRESSURE RATING: PN25

CONTROLLED FLUID: CHILLED / HOT WATER AS PER VDI2035, WITH UP TO 50% GLYCOL. NOT FOR USE WITH STEAM OR FUELS.

+120 °C  
MEDIA TEMPERATURE RANGE  
+5 °C



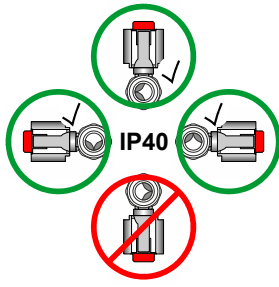
✓



✗

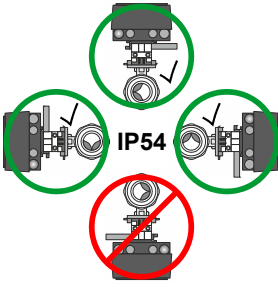
**3**

**MVN  
DIN15...32**



IP40

**M6061/7061  
DIN40-50**

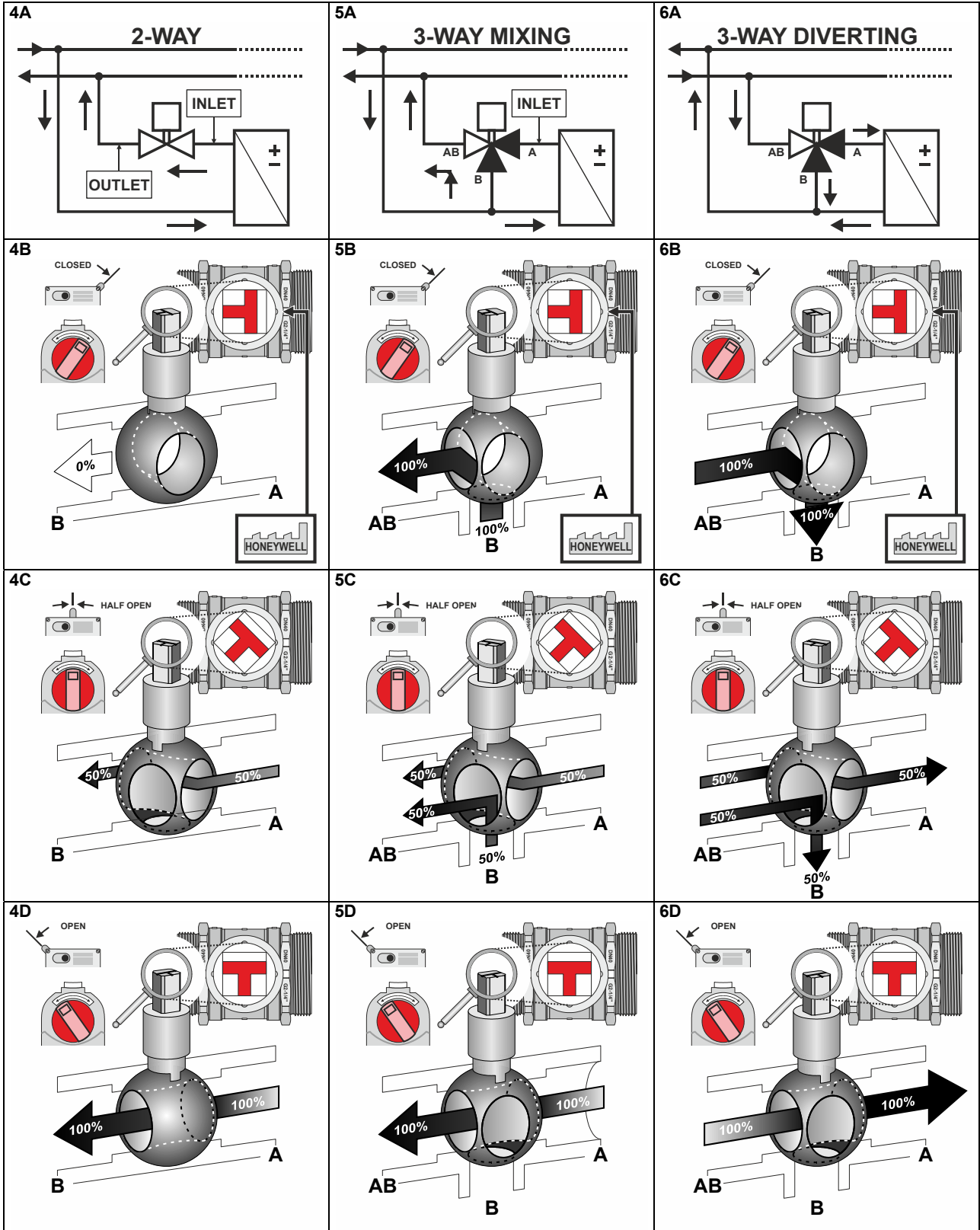


IP54

Copyright © 2015 Honeywell Inc. • All Rights Reserved

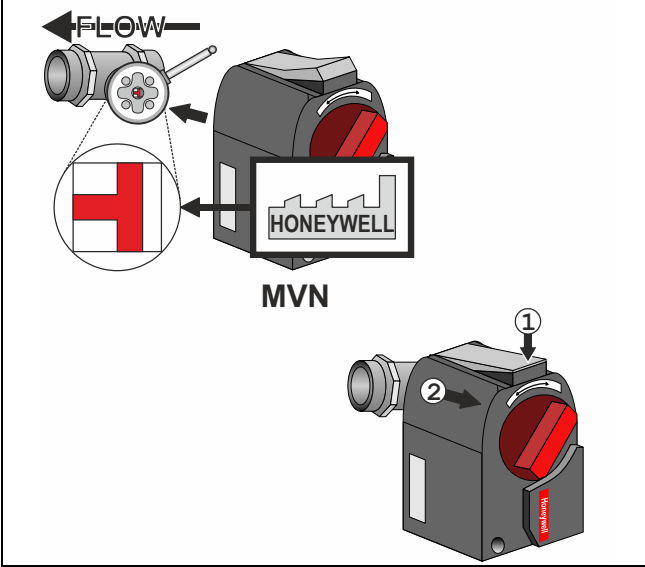
MU1B-0584GE51 R0315A

APPLICATIONS

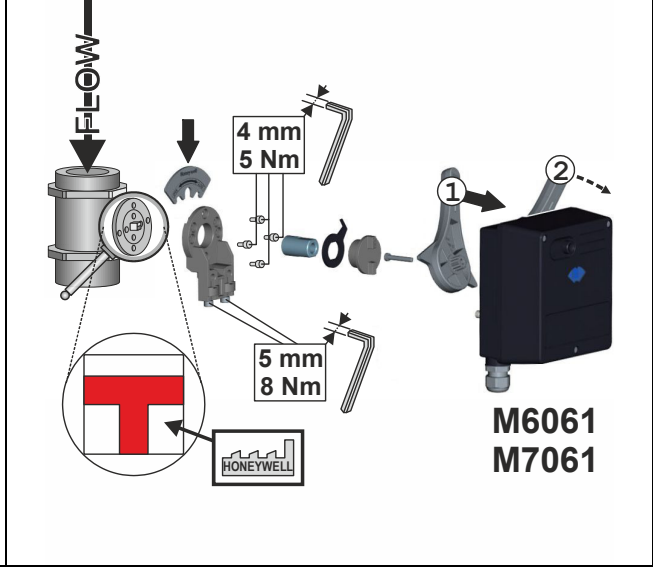


**MOUNTING / DISMOUNTING**

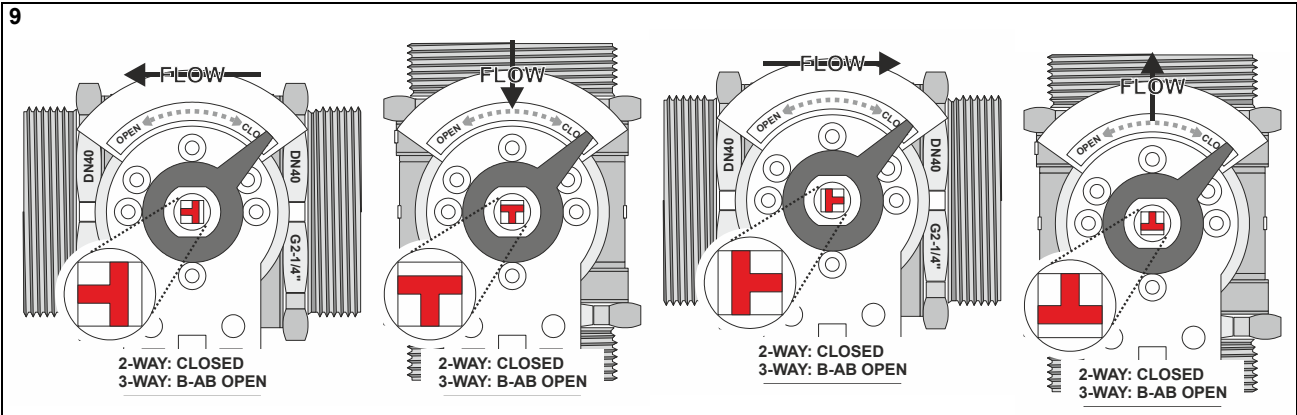
**7: TWO- AND THREE-WAY VALVES (DN15...32)**



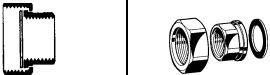
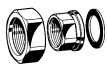
**8: TWO- AND THREE-WAY VALVES (DN40-50)**

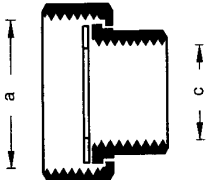


**LINKAGE POSITIONS FOR M6061/M7061**



## CONNECTION SET

connection	pipe size	DN	order number	connection set		description
internal thread	R 1/2"	15	AC-15TF-1			consisting of 1 union nut, 1 tailpiece, and 1 gasket
	R 3/4"	20	AC-20TF			
	R 1"	25	AC-25TF			
	R 1-1/4"	32	AC-32TF			
	R 1-1/2"	40	AC-40TF			
	R 2"	50	AC-50TF			

dimensions of connection sets			order number
	a	c	
	G 1"	G 1/2"	AC-15TF-1
	G 1-1/4"	G 3/4"	AC-20TF
	G 1-1/2"	G 1"	AC-25TF
	G 2"	G 1-1/4"	AC-32TF
	G 2-1/4"	G 1-1/2"	AC-40TF
	G 2-3/4"	G 2"	AC-50TF

## DISPOSAL OF VBG CONTROL BALL VALVES

OBSERVE LOCAL REQUIREMENTS ON PROPER WASTE RECYCLING / DISPOSAL!

- Dezincification-resistant brass body
- Chrome-plated brass ball
- Teflon® seals with EPDM O-rings
- Noryl® flow control insert
- Stainless steel screws
- Aluminum DN 40/50 plate and adapter
- PA6.6 + 30% GF Plastic DN 40/50 scale
- PE Plastic bag for DN40/50 linkage parts

**Honeywell**

Manufactured for and on behalf of the Environmental and Combustion Controls Division of Honeywell Technologies Sàrl, Rolle, Z.A. La Pièce 16, Switzerland by its Authorized Representative:

### Automation and Control Solutions

Honeywell GmbH  
 Böblinger Strasse 17  
 71101 Schönaich, Germany  
 Phone +49 (0) 7031 637 01  
 Fax +49 (0) 7031 637 740  
<http://ecc.emea.honeywell.com>

MU1B-0584GE51 R0315A

Subject to change without notice