

# thermokon®

HOME OF SENSOR TECHNOLOGY



thanos EVO | P. 154

# PRODUCTS

VALID FROM 1<sup>ST</sup> JANUARY 2023



SENSORS MADE IN GERMANY



# THERMOKON AT A GLANCE

## » 2022

- 2022 **Extension** of the product portfolio to sensors with LoRaWAN® interface
- 2021 **Relaunch** thermokon.de and direct.thermokon.de becoming one
- 2020 **Establishing** a further SMD assembly line in Mittenaar-Bicken
- 2019 **Launch** of the new room sensors and operating units – **NOVOS**
- 2017 **Company Anniversary** 30 Years Thermokon Sensortechnik GmbH
- 2016 **Premiere** of the new and innovative enclosure „USE“
- 2015 **Launch** of the new design room operating unit „JOY“
- 2015 **Launch** of the solar-powered room operating unit SR06 LCD
- 2015 **Investment** into a new SMD assembly line
- 2015 **Establishing** Thermokon Sensor Technology Nederland B.V., Netherlands
- 2014 **Establishing** Thermokon Norge AS, Norway
- 2013 **New Company Headquarters** in Mittenaar-Offenbach
- 2013 **Establishing** Thermokon Sensortechnik Switzerland AG
- 2012 **A reason to celebrate:** 25 Years Thermokon Sensortechnik GmbH
- 2011 **Establishing** Thermokon Automation Equipment Co. Ltd., China
- 2011 **Launch of the** high-end touch room operating unit thanos

## » 2010

- 2009 **Extension** of the product portfolio to sensors with BACnet interface
- 2007 **Further extension** of the company building by 600 m<sup>2</sup>
- 2005 **Extension** of the product portfolio to sensors with Modbus interface
- 2004 **Launch** of the innovative wireless sensor system EasySens®
- 2002 **Launch** of the surface mounted room operating unit WRF04
- 2002 **Establishing** Thermokon-Danelko Elektronik AB, Sweden
- 2002 **Anniversary** 15 Years Thermokon Sensortechnik GmbH
- 2000 **Further extension** of the company building to 2.000 m<sup>2</sup>

## » 2000

- 1998 **Establishing** Thermokon Components GmbH, Austria
- 1997 **Extension** of the company building in in Mittenaar-Bicken
- 1995 **First production** of humidity sensors
- 1995 **Extension** of the product portfolio to sensors with LON interface
- 1995 **First production** of mixed gas and brightness sensors
- 1995 **Launch** of a quality management system according to DIN EN ISO 9001
- 1994 **New company building** in Mittenaar-Bicken

## » 1990

- 1987 **Development and production** of temperature sensors for the heating industry
- 1987 **Company foundation** of Thermokon Sensortechnik GmbH by Harald Zygan



USE



SR06 LCD



JOY



NOVOS Touch



Headquarters (5.300 m<sup>2</sup>)  
in Mittenaar-Offenbach  
(Administration and Production)



Factory (1.100 m<sup>2</sup>)  
in Mittenaar-Bicken  
(SMD assembling and Production)



SMD Assembly Lines





## OUR WEBSITE – YOUR ADVANTAGE!

In addition to our new catalogue, we launch our new website with an extended range of functions. In order to give you an even better user experience, we have integrated the functionality of ThermokonDIRECT into our main page – you can now find all products and items directly on the main page. Use the convenient filter function and get the right item for your application in the blink of an eye.

The practical project management function allows you to quickly and conveniently select your required items at any time. Further you can order all items directly once you have registered and are eligible to order online\*. Registering different billing and delivery addresses offers you enormous flexibility in order placement and saves you time in daily business.

### » Your advantages:

- » Portfolio with more than 5000 online items
- » Project management for a flexible planning
- » Intelligent search via predefined filters or free text (e.g. item number or description)
- » Download of item-specific data sheets and media (BIM files, pictures, software, declarations of conformity, etc.)
- » Comparison function of multiple items or products

### Additional functions for existing corporate customers:

- » Online ordering possibility (24/7)\*
- » Online package tracking\*
- » View list and net prices\*

**REGISTER NOW:**



[www.thermokon.com](http://www.thermokon.com)

\* The additional functions will be activated after checking eligibility

# Table of Contents

<b>Thermokon: Home of Sensor Technology</b>	<b>8</b>
<b>USEapp / NOVOSapp</b>	<b>10</b>
<b>JOY Custom</b>	<b>12</b>
<b>LoRaWAN®</b>	<b>14</b>
<b>EasySens®</b>	<b>18</b>
<b>airConfig</b>	<b>20</b>
<b>airScan</b>	<b>21</b>
<b>Individual</b>	<b>22</b>
<b>Casambi</b>	<b>26</b>
<b>References</b>	<b>28</b>
<b>Warranty / SI Protection</b>	<b>30</b>

## EasySens®

### Room Operating Units

JOY SR Fancoil	Temperature, rel. humidity	<b>32</b>
JOY SR HC	Temperature, rel. humidity	<b>35</b>
SR06 LCD	Temperature, rel. humidity	<b>38</b>
SR07 x	Temperature, rel. humidity	<b>42</b>
NOVOS 3 SR x	Temperature, rel. humidity	<b>45</b>

### Room Sensors

SR07	Temperature, rel. humidity	<b>47</b>
NOVOS 3 SR	Temperature, rel. humidity, CO2	<b>49</b>
SR04 CO2	CO2, temperature, rel. humidity	<b>51</b>
MCS SR	Light, motion, temperature	<b>53</b>
SR-MDS	Light, motion, temperature	<b>54</b>
SR-MDS Solar	Light, motion	<b>55</b>
SR-MOC Solar	Motion	<b>56</b>
SR-MOW Solar	Motion	<b>57</b>

### Outdoor / Cable / Duct / Contact Sensors

SR65	Outdoor sensor temperature	<b>58</b>
SR65 AKF	Duct sensor temperature	<b>60</b>
SR65 TF	Cable sensor temperature	<b>60</b>
SR65 VFG	Contact sensor temperature	<b>60</b>

### Gateways

STC65+ RS485 Modbus	<b>62</b>
STC65+ RS485 EVC	<b>63</b>
STC65-FTT LON	<b>64</b>
STC-BACnet IP	<b>65</b>
SRC65-BACnet MS/TP	<b>66</b>
STC-IoT	<b>67</b>
STC-KNX	<b>68</b>
STC-KNX UP	<b>69</b>

### Repeater

SRE-Repeater	<b>70</b>
SRE-Repeater UP	<b>71</b>

### Window Contacts / Door Contacts

SRG02	Window handle (battery-free)	<b>73</b>
SRG-Basic	Window handle (battery-free)	<b>74</b>
SRW03	Window / door contact (battery-free)	<b>75</b>

### Actuators

STC-MSG Server	<b>76</b>
STC-MSG Server UP	<b>77</b>
SAB+	<b>78</b>
SAB05	<b>80</b>



## Switches

Mini  
55x55  
BJ 63x63  
Jung LS990  
Hand-held  
SR-KCS

## I/O Systems

SR65 DI  
STC-DO  
STC-DO Light  
STC-DO Blind  
SRC-AO Climate  
SRC-AO Dim  
SRC-AO Multi  
STC-DO8  
SRC-ADO

## LoRaWAN®

### Room Operating Units

NOVOS 3 x LRW Temperature, rel. humidity, CO2

### Room Sensors

NOVOS 3 LRW Temperature, rel. humidity, CO2  
MCS LRW Temperature, rel. humidity, CO2

## Outdoor Sensors

82 AGS55+ LRW Temperature 112  
84 FTA54+ LRW Temperature, humidity 114  
86 WSA LRW Temperature, humidity 116  
88 LA+ LRW CO2, VOC, temperature, humidity 118  
90 Li65+ LRW Light, air pressure, temp., humidity 120  
91

## Duct Sensors

AKF10+ LRW Temperature 122  
93 MWF+ LRW Temperature 124  
94 FTK+ LRW Temperature, humidity 126  
95 LK+ LRW CO2, VOC, temperature, humidity 128  
96  
97

## Condensation Sensors

98 WK02+ LRW Condensation, temperature, humidity 130  
99

## Leakage Sensors

100  
102 LS02+ ext. LRW Leakage 132  
LS02+ flex LRW Leakage 134

## Pressure / Flow Sensors

DPA+ LRW Differential pressure, volume flow 136

## Gateways

106 Gateway LRW Indoor Femto 140  
Gateway LRW Outdoor LORIX One 141  
108 Gateway LRW Outdoor UG65-EA 142  
110 Converter LRW NBnano 143

# Table of Contents

## Bluetooth®

### BLE Switches (Bluetooth® Low Energy)

Mini	BLE switch (battery-free)	146
55x55	BLE switch (battery-free)	148
Busch-Jaeger	BLE switch (battery-free)	150
SR-KCS BLE	BLE key-card switch (battery-free)	152

## Room Application

### Room Operating Units

thanos EVO	Temperature, humidity, CO2, VOC	154
NOVOS Touch	Temperature, humidity, CO2, VOC	160
NOVOS 7	Temperature, humidity, CO2, VOC	164
NOVOS 5 x	Temperature, humidity, CO2, VOC	168
NOVOS 3 x	Temperature, humidity, CO2, VOC	173
NOVOS 3 INC	Temperature, humidity	178
WRF07 x	Temperature, rel. humidity, CO2, VOC	181
WRF06 LCD	Temperature, rel. humidity	186
WRF06 x	Temperature	188
WRF06 INC	Temperature, rel. humidity	190
LCR Touch	Temperature, humidity, VOC	192

### Room Controller

JOY Fancoil	Temperature, rel. humidity	193
JOY HC	Temperature, rel. humidity	196
LCF02 Touch	Temperature	198
LCF02	Temperature	200
LCF Touch	Temperature	202
LCF	Temperature	203

WRF07 RC x	Temperature, rel. humidity, CO2, VOC	204
WRF06 LCD RC	Temperature, rel. humidity	207
WRF06 RC x	Temperature	212
WRF06 RC	Temperature	214
WRF04 RC x	Temperature	217
LCA	Temperature	220
FSR01	Rel. humidity	221

### Room Sensors

NOVOS 5	Temperature, humidity, CO2, VOC	222
NOVOS 3	Temperature, humidity, CO2, VOC	226
NOVOS 7 move	Temperature, rel. humidity, CO2	234
NOVOS 5 move	Temperature, CO2	236
NOVOS 3 move	CO2	238
NOVOS 3 IR	Radiation temperature	240
WRF06	Temperature, rel. humidity, CO2, VOC	242
FTB+	Temperature, humidity	249
WRF06I	Motion	251
WRF04I	Motion	253

### Pendulum Sensors

RPF40/40+	Temperature, radiation temp.	254/255
RPF100/100+	Temperature	257/258
FTP+	Temperature, humidity	260
LP+	CO2, Temperature, humidity	262

### Ceiling Sensors

RDF18	Temperature	265
RDF18+	Temperature, humidity	266
RDF-IR	Radiation temperature	268
MDS	Light, motion, temperature	270



RDI	Motion	271
LDF+	Light	272

## Outdoor Application

### Outdoor Sensors

AGS54+	Temperature	276
AGS55+	Temperature	278
FTA54+	Temperature, humidity	282
WSA	Temperature, humidity	284
LA+	Temperature, humidity, CO <sub>2</sub> , VOC	286
Li65+	Light, air pressure, temp., humidity	290

## Duct Application

### Duct Sensors

AKF10+	Temperature	294
FTK+	Temperature, humidity	302
LK+	CO <sub>2</sub> , VOC, temperature, humidity	306
FSK01	Humidity	314
AVT	Air flow, temperature	315

### Average Duct Sensors

MWF+	Temperature	316
MWF400+	Temperature	319

### Screw-in Duct Sensors

SFK02+	Temperature	322
SFK02+ FR	Temperature	329

SFK01	Temperature	333
SFK03	Temperature	335

## High Temperature Duct Sensors

KFK01	Temperature	339
KFK03	Temperature	343
RG03	Temperature	347
RGS03	Temperature	348

## Cable Sensors / Contact Sensors

### Cable Sensors

TF25	Temperature	350
TF25+	Temperature	354
TF14	Temperature	358
TF14+	Temperature	361

### Surface Sensors

PR25	Temperature	363
PR25+	Temperature	365
OF14	Temperature	367
OF14+	Temperature	368

### Contact Sensors

VFG54+	Temperature	370
AF25	Temperature	373
AF25+	Temperature	375



# Table of Contents

## Frost Protection / Condensation /

### Leakage

#### Condensation Sensors

WK02+	Condensation, temperature, humidity	378
WK01+	Condensation	380

#### Leakage Detectors

LS02+	Leakage	382
LS02+ ext.	Leakage	383
LS02+ flex	Leakage	385

#### Frost Protection Thermostats

TFR	Temperature	387
TFRe	Temperature	388

## Pressure and Velocity

#### Gaseous Media

DPA+	Differential pressure, volume flow	390
PS	Differential pressure	396
DPG	Differential pressure	397
MM	Differential pressure	398

#### Liquid Media

DLF	Pressure	400
DPL	Differential pressure	403

## Power Thyristors

### Single-Phase

TS1 1-phase	Power thyristor	406
TS3 1-phase	Power thyristor	408

### Three-Phase

TS1 3-phase	Power thyristor	410
TS3 3-phase	Power thyristor	412
TS2 3-phase	Power thyristor	414


## Accessories / Information

### Mounting Accessories

Fastening and screwing	416
Mounting accessories USE	418
Thermowell pockets	419
Bonded pockets	420
Mounting flanges	421
Connections	422
Wires / Cables	422
Frames and enclosures	423
Valve adapters	424

### Safety and Protection

Enclosure protection / Anti-theft protection	425
Filters	425



## Power supply

Power supplies	426
Batteries	426

## Configuration

Hardware	427
Storage media	427

## Miscellaneous

Displays (DLF / DPL)	428
Special printing	428
Special painting	428
Special engraving/Special lasering	428
Material test report	429

## General Information

Sensor characteristics	430
Glossary	432



## OUR EXPERTISE – YOUR SUCCESS

For more than 35 years, Thermokon is recognized worldwide for leveraging standards in intelligent buildings with engineering, innovation and quality "Made in Germany". Thanks to the development and production of sophisticated sensors and sensor systems we are creating an additional benefit for our customers all over the world. We focus on efficiency, sustainability and openness to new fields of technology as well as a close cooperation and thorough dialogue with our clients.

As a leader for innovation with a broad scope of applications we are continuously developing our portfolio further and offer decisive benefits with regards to product-related values, customised solutions and engineering. Our complete range of products is designed to energy-efficient buildings.

### FROM MITTENAAR ACROSS THE GLOBE

Trend-setting sensors and sensor systems are developed and produced at our headquarters in Mittenaar-Offenbach with currently 230 employees. Besides our core values – safety, openness to new technologies and sustainability as well as our daily motivation striving for excellence in sensors, we established an own R&D department, an in-house test laboratory, a climatic chamber as well as an own SMD assembly line for our PCBs.

In addition, our finished goods warehouse ensures our delivery ability at any time. The responsible handling of resources in all corporate sectors is self-evident.

### REPRESENTED IN MORE THAN 80 COUNTRIES

Our clients are manufacturers, system integrators, controller companies and strategic distributors in the HVAC industry and building automation. Our products and systems are exported all over the world.

A local support and presence is guaranteed by branches in Austria, Sweden, China, Switzerland, Finland and the Netherlands as well as a sales agency in Russia. Due to a complementary cooperation with distributors in many parts of the world our product portfolio is available in more than 80 countries.



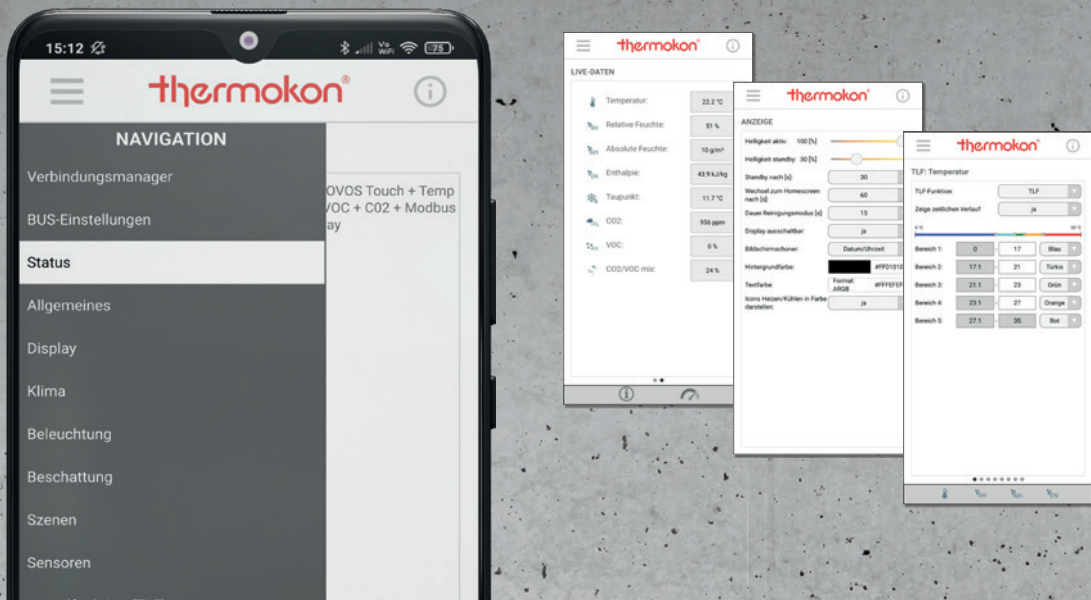


## FOR A SUSTAINABLE AND ECONOMICAL PARTNERSHIP



As the "Home of Sensor Technology" for building automation and HVAC Thermokon offers the essential knowledge to combine quality with efficiency to create customers' benefit by innovative solutions. Your success is guaranteed by our expertise. Thanks to well-engineered and high-grade products, a 5-year warranty with accommodating exceptions and pro-

active initiation of new innovations, you can rely on us at any time. Efficiency is an additional strength. We offer an excellent cost-performance ratio which pays off in terms of quality and service. Comprehensive sensor solutions are offered from a single source.



## THERMOKON® APPS – FOR INDIVIDUAL CONFIGURATION

All „USEapp“, „NOVOSapp“ and „LRWapp“ based products are supplied with a fully functional standard configuration for direct mounting/installation.

Via the app it is feasible to extend the range of use and to adapt the configuration individually to application requirements.

### » USEapp / NOVOSapp / LRWapp – HIGHLIGHTS AND FEATURES

- » Communication via Bluetooth® Low-Energy-Module (BLE)
- » For use on mobile terminals (Android and iOS)
- » Individual configuration of output signals
- » Setting of different measuring ranges
- » Additional adjustment of offset values
- » Parameterization of Live-Zero-Signal (1..10 V etc.)
- » Setting options for display indications
- » Customized parameterization of traffic-light function (TLF)
- » Setting of relay performance and thresholds
- » Modbus address offset (extension)
- » Possibility of firmware updates on-the-go (OTG)
- » Adjustment of maintenance intervals



#### Hardware

Item description	Item No.	Group	€
BLE dongle with micro-USB for devices USE-M / USE-L / NOVOS / thanos EVO	668262	NET	31,30





 **Bluetooth**<sup>®</sup>



*USEapp*



*NOVOSapp*



*LRWapp*






## JOY CUSTOM – FUNCTIONAL INDIVIDUALISM

With the **JOY Custom\*** you will get an individual room controller, that is optimally adapted to your requirements and desires. In addition to the classic functionality for controlling the setpoint temperature and adjusting fan speeds, our customized variants have four (JOY Fancoil) or six (JOY HC) additional, freely configurable buttons. Possible areas of application for the additional

buttons would be e.g. switching lighting or controlling blinds or shades – the choice is yours! Graphical and customizable icons for the respective buttons as well as the possibility of having your own logo lasered into the real glass surface make the JOY Custom a unique user experience.



JOY Fancoil Custom with four customizable touch buttons



JOY HC Custom with six customizable touch buttons

### » ADVANTAGES AND HIGHLIGHTS

- » Elegant, flat design – high-quality finishing
- » Flexibility due to different versions and master OFF button
- » Available with EasySens® EnOcean wireless interface transmitting instantaneous telegrams at the touch of a button
- » Demand-optimised control by setting up different user profiles
- » Bidirectional controls using BACnet or Modbus through a BMS system is possible
- » **Now available with an integrated relative humidity sensor**



## INSPIRATIONS



JOY Fancoil Custom



JOY HC Custom

\* Minimum order quantity 100 pieces





## LoRaWAN® – LONG RANGE WIDE AREA NETWORK

Long Range Wide Area Network – short LoRaWAN®\* – is a radio technology that is capable of transmitting data over a long distance and even from remote and hard-to-reach locations in an energy-efficient, cost-effective and secure manner. Due to the low energy consumption, the batteries of the sensors are extremely durable and can last for several years.

LoRaWAN® uses the so-called ISM frequency band around 868 MHz in Europe, for which no licence fees and no cellular costs are incurred. LoRaWAN® is heavily involved in the development of so-called „smart cities“. In Germany for example, cities and municipalities in particular are building a sustainable and process-optimised infrastructure for building security and monitoring or controlling street lighting.

In Switzerland, France and the Netherlands, telecommunications providers operate a nationwide network of gateways. In addition to the public networks, companies can also set up their own networks (private networks).

### » ADVANTAGES

- » Defined standard of the LoRa Alliance® with a broad ecosystem of members, products and world-wide references of active networks
- » Location-independent access to all measured values through the Cloud
- » Interference-resistant radio frequency range sub 1 GHz
- » Configuring the device from virtually everywhere (Remote Configuration)
- » Wide range of applications indoors and outdoors

Thermokon® is an official member of the LoRa Alliance®

## LoRa Alliance® Member



### » LONG DISTANCES

LoRa® provides long radio transmission ranges and a thorough signal penetration.




### » OPEN STANDARD

Guaranteed high security and interoperability due to LoRaWAN® network protocol.



### » HIGH ENERGY EFFICIENCY

Intelligent LoRaWAN® sensors reach up to 10 years lifetime battery-operated.



### » BIDIRECTIONAL COMMUNICATION

LoRaWAN® enables bidirectional communication between sensors and network servers.

*\*LoRaWAN® is a registered trademark of the LoRa Alliance®*





» **STEP 1 – SENSOR:**  
Sensor value acquisition and bidirectional transmission



» **STEP 2 – GATEWAY:**  
Receiving and forwarding data

**SYSTEM ARCHITECTURE:**  
**CLOUD**



» **STEP 3 – NETWORK SERVER (CLOUD):**  
Network management and data routing



» **STEP 4 – APPLICATION SERVER:**  
Data processing through IoT platforms, e.g. visualisation (Datacake, etc.)

**SYSTEM ARCHITECTURE:**  
**BMS**

*Network server  
integrated in gateway*



» **STEP 3 – BUILDING MANAGEMENT SYSTEM (BMS):**  
Integration into building management systems e.g. via BACnet IP, Modbus TCP/IP, ...







# EasySens<sup>®</sup>



The Self-Powered, Intelligent Wireless System

## THE SELF-POWERED INTELLIGENT WIRELESS SYSTEM



The use of innovative technology makes it possible: The wireless EnOcean based system EasySens<sup>®</sup> enables a networked building automation – self-powered, intelligent and

maintenance-free. Thus, EasySens<sup>®</sup> offers best possible flexibility for realizing individual requirements in new buildings and refurbishments.

### » ADVANTAGES

- » Cost saving thanks to Energy Harvesting  
Energy generation through motion, light and temperature
- » Flexibility with sensor location – quick and easy mounting and commissioning
- » Reduction of fire load
- » Easy, wireless integration in existing buildings as well as retrofit adaptations to changed room layouts
- » Direct mounting to representative measuring points
- » Compatibility different manufacturers by using international standards (IEC 14543-3-10)
- » **airConfig:**  
Convenient parameterization of the devices using special remote commissioning commands
- » **airScan:**  
Field strength measuring system for evaluation and ideal placement of transmitters and receivers



TRANSMITTERS

RECEIVERS  
(TRANSCIEVER)



TOOLBOX

INTEROPERABLE  
SYSTEM INTEGRATION







## airConfig – COMMISSIONING MADE EASY!

The use of EnOcean RF telegrams and the airScan USB transceiver make it possible: airConfig enables comfortable parameterization of your EasySens® devices by means of special remote commissioning commands.

No more direct interaction and tiresome accessing of devices in buildings. Benefit by a significant time-saving. Thus, the communication of your devices is guaranteed.

### » ADVANTAGES

- » Simple seamlessly learning-in, configuration and deletion of devices via RF technology
- » Adjustment of configuration parameters – e.g. waking-up cycles or measuring ranges – in the device settings
- » Transparent and central availability of relevant system information
- » Uncomplicated handling of maintenance and support works
- » Configuration of measured values (EEP) and sensor parameters
- » Learning-in of sensors via Drag and Drop (Remote Management)
- » Saving time resources (configuration via Copy and Paste)
- » Remote access to product and project information
- » Structured product presentation thanks to device ID
- » Change of product configurations even at inaccessible mounting places
- » Change of specifications and parameterization on-site or via remote access
- » Password protected configuration of actuators
- » Identification via visual and acoustic feedback





## airScan – MEASURING AND MONITORING

You would like to plan and realize EasySens projects simply? Then airScan, the field strength measuring instrument of Thermokon, is the right tool for you: The traffic light indication (RSSI) displays the signal strengths received and shows reliably the

optimal mounting place for transmitters and receivers. Even in daily use the work with airScan cannot be easier. On the well-structured surface all telegrams received are clearly listed and allocated to the corresponding product.

### » ADVANTAGES

- » Find the best location for your device
- » Monitoring function for easy evaluation of radio frequency telegrams
- » Logging, repeater function and possibility of remote maintenance
- » Data export in CSV-, XML- or XLS data formats
- » Generation and transmission of EnOcean telegrams
- » Status detection of product ID, field strength and manufacturers of integrated products
- » Full support of EEP2.6.3. standards
- » Taking-over of desired EnOcean profile from a pre-defined EEP selection
- » Definition of telegram content via input fields
- » Easy and fast generation and transmission of telegrams
- » Translation of various available measuring values
- » Reliable information on signal quality or RSSI value of telegrams by colour indicator (traffic light system) or graphs
- » Detailed evaluation of telegrams (data bytes, RSSI value, sub-telegrams etc.)
- » Decoding of measuring values
- » Background saving of received telegrams
- » Possibility of data export as well as automated forwarding to a FTP server or an e-mail account




thermokon  
**INDIVIDUAL**

## INDIVIDUAL REQUIREMENTS

### DEMAND CUSTOMISED SOLUTIONS

With Thermokon INDIVIDUAL, we offer you specifically the uniqueness that you need. Whether we work together and create an innovative serial product or create added value for your project business.

Discover the different possibilities of Thermokon INDIVIDUAL!



#### » CUSTOMER-SPECIFIC PRODUCT SOLUTIONS

- » Hard-/Software Development
- » Construction, Engineering
- » Setting maintenance intervals



#### » PROJECT-SPECIFIC SERVICES

- » Configuration
- » Labelling
- » Packaging

MORE INFORMATION ON: [THERMOKON.DE/EN-GB/INDIVIDUAL](https://www.thermokon.de/en-gb/individual)

# INDIVIDUAL

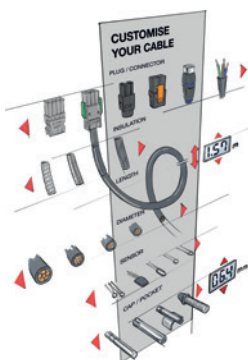
## CUSTOMISED PRODUCT SOLUTIONS:

### EXPERTISE FROM THE INITIAL CONTACT TO SERIES PRODUCTION

With customer-specific product solutions, we expand our comprehensive product range in order to match your requirements entirely. From conception to series delivery, our focus is your added value. Benefit from our expertise and knowledge as well

as our powerful and flexible partnership package. Starting with your ideas and design, we take you through the whole journey until series production. Additionally, we provide transparent processes and cost-optimized solutions along the way.

*WE STAND BY YOUR SIDE AS A POWERFUL AND EXPERIENCED PARTNER DURING THE COMPLETE PROJECT!*





thermokon  
INDIA

## PROJECT-SPECIFIC SERVICES: SIMPLE. PROFESSIONAL. INDIVIDUAL.

In order to be able to respond even better to your requirements, we offer customised products ex-works, suiting your project needs. Ever shorter project lead times and decreasing installation staff and skilled electricians are increasingly becoming a challenge in daily project business. In order to offer our customers a decisive added value in terms of saving time and costs, we deliver project-specific solutions for you – starting from

one piece. Whether it is project-specific configurations, norm-compliant labelling or pre-assembled connector solutions for a plug & play installation – Thermokon supports you with project-specific services in order to make your project implementation easier, safer and cost-saving. Our quality promise with a five-year warranty certainly remains.





# INDIVIDUAL

## » PARAMETERISATION / PRE-CONFIGURATION

For our customers, we can take over the configuration and parameterisation of room control units, thermostats as well as sensors. Typical applications are the parameterisation of BUS parameters or the pre-setting of measuring ranges. In addition, we further enable the address or pre-configuration of parameters for room control units, so that our customers receive a “ready-to-install” product. For a quick installation on project site, each device is given a unique identification according to your needs and wishes.

- » Pre-configuration of products
  - » Adjustment of parameters
  - » Teach-in / Integration of wireless products (plug & play solution)
- 

## » LABELLING / IDENTIFICATION

We gladly offer to take over part of your field device labelling / identification. Robust labels or innovative NFC tags are e.g. part of our offering. You provide us the content – we implement it during production process.

- » Labels, barcodes, QR, Datamatrix and NFC tags for field devices
  - » Cable tags / flags / identifiers
- 

## » WIRING / CONNECTORS

Thermokon products stand for fast and intuitive commissioning. In order to be able to reduce the installation time even further, we offer our customers pre-assembled devices with either open cable ends or even connector solutions. The focus here is on “plug & play”.

- » Individual cable types, specifications and cable lengths
  - » Pre-assembly of connection cables with plugs/connectors
  - » Connector solutions or open cable ends
-





## LIGHTING CONTROL WITH HIGHEST DESIGN ASPIRATIONS

Expectations for full-featured professional lighting control solutions are high. Together with Casambi®, the thanos EVO provides all these features in just one device.

The room control units are already characterized by their outstanding performance for the detection of temperature, humidity and optional CO<sub>2</sub> and VOC. Further available is an ECO function for an increased energy-efficiency and convenient blind controls.

Classical lighting controls (on/off/dimming) are extended through setting light temperature and an RGB colour picker. Wireless communication between the Casambi® peripherals and the thanos EVO open up maximum flexibility in lighting control.

The BUS interface allows to display even external sensor values. Easy to install: All device parameters can be adjusted through a BUS interface or via mobile App.

## CASAMBI + thermokon®

- » Leading platform for lighting control systems in buildings
  - » Based on Bluetooth® Low Energy technology
  - » Self-organizing wireless mesh network
- » Ecosystems with more than 3 mio. active operating nodes

- » 35 years experience in building automation
- » First room operating unit using Casambi® technology
- » Highlight: Interface between Casambi® and BMS
- » Integrated sensors and multiple control functions



CO<sub>2</sub> | VOC | TEMP | RH



CLIMATE



SHADES/BLINDS



MONITORING




LIGHTING



SCENES



Communication GLT



EUROPEAN CENTRAL BANK  
FRANKFURT, GERMANY  
MORE THAN 13.000 DEVICES



## REFERENCES



Star Arctic Hotel  
Saariselkä, Finland




Shell Global Headquarters  
The Hague, Netherlands



Prime Tower  
Zurich, Switzerland



Fondation Louis Vuitton  
Paris, France



Opernturm  
Frankfurt, Germany




Tomson Riviera Apartment Towers  
Shanghai, China



KaDeWe  
Berlin, Germany



Semperoper  
Dresden, Germany



Grand Hyatt  
Dubai, UAE





Sheikh Abdullah Al Salem  
Cultural Center, Kuwait City



Fairmont Hotel Four Seasons  
Hamburg, Germany



University Oslo  
Oslo, Norway




Generali Insurance, Headquarters  
Trieste, Italy



State Opera  
Vienna, Austria



Konica Minolta  
Milan, Italy



The National Gallery of Art  
Washington D.C., USA



Ascot Racecourse  
Ascot, England



European Patent Office  
Munich, Germany





## 5 YEARS WARRANTY

### » LASTING RELIABILITY

Due to high quality and durability of our products we offer a 5-year warranty from date of production for all products produced as of 01.01.2014.

You are interested in details? Please visit:

[www.thermokon.de/en-gb/highlights/5-years-warranty](http://www.thermokon.de/en-gb/highlights/5-years-warranty)



## SI-PROTECTION

### » FOR NON-CORRODING SENSORS

If the ambient temperature fluctuates around dew-point, condensatation might appear. For your sensors condensate can have unpleasant consequences: Humidity penetrates into the soldering point of the sensor, the sensor oxidizes and begins to corrode. Thus, the measuring result becomes unreliable. SI-Protection offers you a safe protection against corrosion damages, vibrations and measuring inaccuracies.



The contact points of the sensors are first coated with epoxy resin and with a casting compound afterwards. Due to the permanent connection with the insulation material of the wire a closed unit is established protecting the sensor reliably against vibration and humidity. This effect is additionally supported by the rolled pocket.



SI-Protection



16-point pressed  
(protection class IP65)



rolled  
(protection class IP67)

# EasySens®



Innovative self-powered wireless technology generates energy by means of harvesting ambient light or motion. Interoperable, cost-effective and energy-efficient solutions in building automation are available using our wireless sensor system EasySens®.

## Room Operating Units

JOY SR Fancoil	Temperature, rel. humidity	32
JOY SR HC	Temperature, rel. humidity	35
SR06 LCD	Temperature, rel. humidity	38
SR07 x	Temperature, rel. humidity	42
NOVOS 3 SR x	Temperature, rel. humidity	45

## Room Sensors

SR07	Temperature, rel. humidity	47
NOVOS 3 SR	Temperature, rel. humidity, CO2	49
SR04 CO2	CO2, temperature, rel. humidity	51
MCS SR	Light, motion, temperature	53
SR-MDS	Light, motion, temperature	54
SR-MDS Solar	Light, motion	55
SR-MOC Solar	Motion	56
SR-MOW Solar	Motion	57

## Outdoor / Cable / Duct / Contact Sensors

SR65	Outdoor sensor temperature	58
SR65 AKF	Duct sensor temperature	60
SR65 TF	Cable sensor temperature	60
SR65 VFG	Contact sensor temperature	60

## Gateways

STC65+ RS485 Modbus	62
STC65+ RS485 EVC	63
STC65-FTT LON	64
STC-BACnet IP	65
SRC65-BACnet MS/TP	66
STC-IoT	67
STC-KNX	68
STC-KNX UP	69

## Repeater

SRE-Repeater	70
SRE-Repeater UP	71

## Window Contacts / Door Contacts

SRG02	Window handle (battery-free)	73
SRG-Basic	Window handle (battery-free)	74
SRW03	Window / door contact (battery-free)	75

## Actuators

STC-MSG Server	76
STC-MSG Server UP	77
SAB+	78
SAB05	80

## Switches

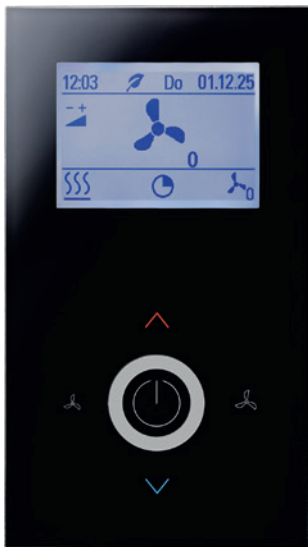
Mini	82
55x55	84
BJ 63x63	86
Jung LS990	88
Hand-held	90
SR-KCS	91

## I/O Systems

SR65 DI	93
STC-DO	94
STC-DO Light	95
STC-DO Blind	96
SRC-AO Climate	97
SRC-AO Dim	98
SRC-AO Multi	99
STC-DO8	100
SRC-ADO	102

## JOY SR Fancoil

Fancoil thermostat with EnOcean radio interface in high-quality design for individual singleroom temperature- and fan control. A glass surface with intuitive touch control buttons and display combine design, feel and functionality in an outstanding way. The internal controller of the JOY calculates control values for fans and heating/cooling applications, which are provided via analog or digital outputs (depending on type). The integrated EnOcean interface also allows the control of a second heating circuit (e.g. using a radiator valve). The integration of various external sensors (e.g. window contacts, change-over, condensation sensors, etc.) is possible through a hard-wired connection or the EnOcean interface. These sensors enable temperature- and fan control tailored to the application. The device can be mounted in a standard flush-mounted box.



**NEW:** With additional, customizable touch buttons (see page 12)

Outputs	5DO (230 V)	EC AO2DO (230 V)	EC 3AO (24 V)
Fan (Relay)	3	–	–
EC Fan (0..10 V)	–	1	1
Heating/Cooling (Relay)	2	2	–
Heating/Cooling (0..10 V)	–	–	2
6-Way-Valve (0..10 V)	–	–	1*
Inputs	5DO (230 V)	EC AO2DO (230 V)	EC 3AO (24 V)
Universal (configurable)	3 / BUS: 2	3 / BUS: 2	3 / BUS: 2

\* Instead of 2x 0..10 V (heating/cooling)



Technical Data	
Measured values	temperature, relative humidity
Operating functions	setpoint adjustment temperature, fan stage adjustment, standby/presence detection
Operating elements	5 touch buttons
Configuration	uConfig, BUS
Input	1x input for NTC10k or floating contact <b>5DO/AO2DO:</b> 1x input for potential contact (230 V ~) 1x input for floating contact <b>3AO:</b> 2x input for floating contact
Network technology	RS485 Modbus
Radio technology	EnOcean (IEC 14543-3-10) 868 MHz
Output signal temperature	scaling according EEP: 0..+40 °C
Measuring range humidity	0..100% rH non-condensing
Power supply	<b>5DO/AO2DO:</b> 85..260 V ~ <b>3AO:</b> 24 V = (±10%) SELV, 24 V ~ (±10%) SELV
Power consumption	<b>5DO:</b> max. 2,5 VA (260 V ~) <b>AO2DO:</b> max. 3 VA (260 V ~) <b>3AO:</b> typ. 2,5 W (24 V =)
Display	LCD 60x44 mm, 240x160 px, backlight cold white
Enclosure	PC, cover glass
Colour	pure white, black
Operating range temperature	0..+50 °C
Protection (IP)	IP30, according to EN 60529
Connection	terminal block, max. 1,5 mm <sup>2</sup> , inputs max. 1,0 mm <sup>2</sup>
Mounting	in standard EU box (Ø=60 mm, depth min. 45 mm)

#### Fan coil thermostat with radio interface temperature – RS485 Modbus – 85..260 V

Item description	Contr.	Item No.	Group	€
JOY SR FC 5DO temp RS485 Modbus white MVolt	✓	793117	ES1	253,90
JOY SR FC 5DO temp RS485 Modbus black MVolt	✓	799072	ES1	266,50
JOY SR EC AO2DO temp RS485 Modbus white MVolt	✓	763776	ES1	253,90
JOY SR EC AO2DO temp RS485 Modbus black MVolt	✓	793902	ES1	266,50

#### Fan coil thermostat with radio interface temperature – RS485 Modbus – 24 V

Item description	Contr.	Item No.	Group	€
JOY SR EC 3AO temp RS485 Modbus white 24 V	✓	701020	ES1	253,90
JOY SR EC 3AO temp RS485 Modbus black 24 V	✓	701037	ES1	266,50



Options	
Description	€
Add for additional humidity sensor	41,90
Change-over sensor NTC10k (model and price on request)	

Accessories			
Item description	Item No.	Group	€
microSD card 2 GB	500098	AS1	13,40
USB Interface RS485 (incl. driver CD)	668293	NET	62,00
Decorative frame JOY white	681452	AS1	14,40
Decorative frame JOY black	740951	AS1	14,40
Frame for surface mounting JOY white	760201	AS1	28,60
Frame for surface mounting JOY black	760195	AS1	28,60

## JOY SR HC

Room thermostat with EnOcean wireless interface in high-quality design for individual temperature control, e.g. in hotel rooms or offices. A glass surface with intuitive touch control buttons and display combine design, feel and functionality in an outstanding way. The internal controller of the JOY calculates control values for fans and heating/cooling applications, which are provided via analog or digital outputs (depending on type). The integrated EnOcean interface also allows the control of a second heating circuit (e.g. using a radiator valve). The integration of various external sensors (e.g. window contacts, change-over, condensation sensors, etc.) is possible through a hard-wired connection or the EnOcean interface. These sensors enable temperature control tailored to the application. The device can be mounted in a standard flush-mounted box.



**NEW:** With additional, customizable touch buttons (see page 12)

Outputs	A02DO (230 V)	3AO (24 V)
Heating/Cooling (Relay)	2	–
Heating/Cooling (0..10 V)	–	2
6-Way-Valve (0..10 V)	1	1*
Inputs	A02DO (230 V)	3AO (24 V)
Universal (configurable)	2	2

\* Instead of 2x 0..10 V (heating/cooling)



Technical Data	
Measured values	temperature, relative humidity
Operating functions	setpoint adjustment temperature, standby/presence detection
Operating elements	3 touch buttons
Configuration	uConfig, BUS
Input	1x input for NTC10k or floating contact <b>AO2DO:</b> 1x input for potential contact (230 V ~) 1x input for floating contact <b>3AO:</b> 2x input for floating contact
Network technology	RS485 Modbus
Radio technology	EnOcean (IEC 14543-3-10) 868 MHz
Output signal temperature	scaling according EEP, 0..+40 °C
Measuring range humidity	0..100% rH non-condensing
Power supply	<b>AO2DO:</b> 85..260 V ~ <b>3AO:</b> 24 V = (±10%) SELV, 24 V ~ (±10%) SELV
Display	LCD 60x44 mm, 240x160 px, backlight cold white
Enclosure	PC, cover glass
Colour	pure white, black
Operating range temperature	0..50 °C
Connection	terminal block, max. 1,5 mm <sup>2</sup> , inputs max. 1,0 mm <sup>2</sup>
Mounting	in standard EU box (Ø=60 mm, depth min. 45 mm)

**Room thermostat heating/cooling with radio interface temperature – RS485 Modbus – 85..260 V**

Item description	Contr.	Item No.	Group	€
JOY SR HC AO2DO temp RS485 Modbus white MVolt	✓	756914	ES1	253,90
JOY SR HC AO2DO temp RS485 Modbus black MVolt	✓	756938	ES1	266,50

**Room thermostat heating/cooling with radio interface temperature – RS485 Modbus – 24 V**

Item description	Contr.	Item No.	Group	€
JOY SR HC 3AO temp RS485 Modbus white 24 V	✓	700993	ES1	253,90
JOY SR HC 3AO temp RS485 Modbus black 24 V	✓	701006	ES1	266,50

Options	
Description	€
Add for additional humidity sensor	41,90
Change-over sensor NTC10k (model and price on request)	

Accessories			
Item description	Item No.	Group	€
microSD card 2 GB	500098	AS1	13,40
USB Interface RS485 (incl. driver CD)	668293	NET	62,00
Decorative frame JOY white	681452	AS1	14,40
Decorative frame JOY black	740951	AS1	14,40
Frame for surface mounting JOY white	760201	AS1	28,60
Frame for surface mounting JOY black	760195	AS1	28,60



## SR06 LCD

Energy-harvesting wireless room operating unit with an integrated LCD for the measurement of temperature and relative humidity (rH version). Depending on the type, temperature set point, fan stages, room occupancy, lighting or blinds can be controlled using the operating buttons on the device. The device transmits its measured values to corresponding receivers or gateways, which directly process the information or - depending on the application - forward it to a BMS controller. Using the SmartACK protocol, the bidirectional communication is capable of managing a local overwrite from BMS of e.g. set point, fan stages and room occupancy. The SR06 LCD can be wirelessly parameterized by using the airConfig software or alternatively through the optional USB programming interface. Although the SR06 LCD is a self-powered device, the energy capacitor of the device can also be charged via USB interface if required. It can be integrated into almost any 55x55 mm frames, allowing you to choose from many designs and frame manufacturers. The SR06 LCD is mounted by using the adhesive pad or screws.



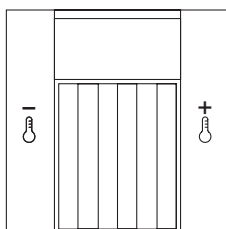
SR06 LCD 4T pure white brilliant, switch range Gira E2 pure white



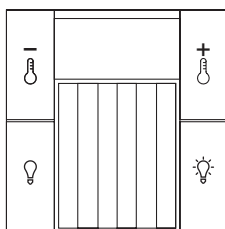
SR06 LCD 2T+Light aluminium, switch range Gira E2 aluminium




SR06 LCD 2T+Blind anthracite, switch range Gira E2 anthracite



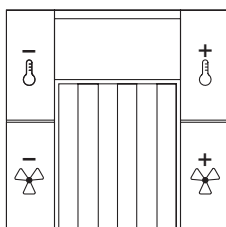
2T



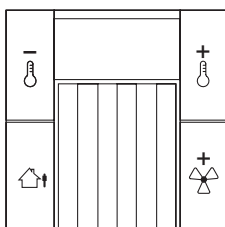
2T+Light



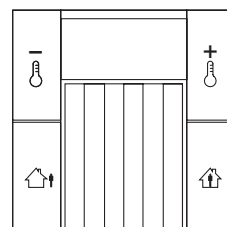
2T+Blind



4T ltype1



4T ltype2



4T ltype3



Technical Data	
Measured values	temperature, relative humidity
Operating functions	setpoint adjustment fan stage adjustment presence detection light ON/OFF blind UP/DOWN
Operating elements	2 buttons 4 buttons
Configuration	airConfig, Software/Plug-In for configuration
Radio technology	EnOcean (IEC 14543-3-10) 868 MHz, 902 MHz
Output signal temperature	scaling according EEP, 0..+40 °C
Measuring range humidity	0..100% rH non-condensing
Power supply	solar cell, maintenance-free LiPo-battery use of back-up battery possible for insufficiently lit environments, coin cell CR1632
Display	LCD 29x12 mm, monochrome
Enclosure	PC V0
Colour	white, pure white brilliant, aluminium, Jung aluminium
Operating range temperature	0..+40 °C
Protection (IP)	IP20, according to EN 60529
Switch ranges	Berker, Busch-Jaeger, Feller, Gira, Jung, Merten (please specify the desired frame when ordering)
Mounting	surface-mounted flat on base using adhesive foil or screws
Delivery content	incl. adhesive foil for mounting
Notes	minimum illuminance at standard setting: 200 lx for 8 hours, for configuration an optional programming interface is available energy storage can be recharged with a separate USB-cable, to use the free software airConfig (download) a USB stick, which is able to send and receive EnOcean telegrams, is necessary. The EnOcean USB stick (incl. license) is included in airScan (item No. 566704 for 868 MHz) (refer to accessories)

Wireless room operating unit temperature 2T			
Item description	Item No.	Group	€
SR06 LCD 2T temp pure white brilliant	728843	ES2	218,20
SR06 LCD 2T temp aluminium	728881	ES2	218,20
SR06 LCD 2T temp Jung aluminium	728966	ES2	218,20
SR06 LCD 2T temp anthracite	728928	ES2	218,20

Wireless room operating unit temperature 2T+light			
Item description	Item No.	Group	€
SR06 LCD 2T+Light temp pure white brilliant	728850	ES2	239,90
SR06 LCD 2T+Light temp aluminium	728898	ES2	239,90
SR06 LCD 2T+Light temp Jung aluminium	729000	ES2	239,90
SR06 LCD 2T+Light temp anthracite	728935	ES2	239,90

Wireless room operating unit temperature 2T+blind			
Item description	Item No.	Group	€
SR06 LCD 2T+Blind temp pure white brilliant	731836	ES2	239,90
SR06 LCD 2T+Blind temp aluminium	728904	ES2	239,90
SR06 LCD 2T+Blind temp Jung aluminium	729017	ES2	239,90
SR06 LCD 2T+Blind temp anthracite	728942	ES2	239,90

Wireless room operating unit temperature 4T			
Item description	Item No.	Group	€
SR06 LCD 4T ltype1 temp pure white brilliant	728874	ES2	235,20
SR06 LCD 4T ltype1 temp aluminium	728911	ES2	235,20
SR06 LCD 4T ltype1 temp Jung aluminium	729024	ES2	235,20
SR06 LCD 4T ltype1 temp anthracite	728959	ES2	235,20

Wireless room operating unit humidity + temperature 2T			
Item description	Item No.	Group	€
SR06 LCD 2T temp_rH pure white brilliant	729031	ES2	260,10
SR06 LCD 2T temp_rH aluminium	729062	ES2	260,10
SR06 LCD 2T temp_rH Jung aluminium	729109	ES2	260,10
SR06 LCD 2T temp_rH anthracite	729147	ES2	260,10

Wireless room operating unit humidity + temperature 2T+light			
Item description	Item No.	Group	€
SR06 LCD 2T+Light temp_rH pure white brilliant	693035	ES2	281,80
SR06 LCD 2T+Light temp_rH aluminium	729079	ES2	281,80
SR06 LCD 2T+Light temp_rH Jung aluminium	729116	ES2	281,80
SR06 LCD 2T+Light temp_rH anthracite	729154	ES2	281,80

Wireless room operating unit humidity + temperature 2T+blind			
Item description	Item No.	Group	€
SR06 LCD 2T+Blind temp_rH pure white brilliant	729048	ES2	281,80
SR06 LCD 2T+Blind temp_rH aluminium	729086	ES2	281,80
SR06 LCD 2T+Blind temp_rH Jung aluminium	729123	ES2	281,80
SR06 LCD 2T+Blind temp_rH anthracite	729161	ES2	281,80

Wireless room operating unit humidity + temperature 4T			
Item description	Item No.	Group	€
SR06 LCD 4T ltype1 temp_rH pure white brilliant	729055	ES2	277,10
SR06 LCD 4T ltype1 temp_rH aluminium	729093	ES2	277,10
SR06 LCD 4T ltype1 temp_rH Jung aluminium	729130	ES2	277,10
SR06 LCD 4T ltype1 temp_rH anthracite	729178	ES2	277,10

Options	Switch ranges on page 433/434
Description	€
Labelling type 2 (ltype2)	0,00
Labelling type 3 (ltype3)	0,00
Switch ranges plastic 55x55: alpin white/polar white/pure white/studio white, anthracite, aluminium (various manufacturers)	5,60
Switch ranges plastic in other colours or dimensions (various manufacturers)	14,90
Switch ranges stainless steel   glass   aluminium (various manufacturers)	47,40

Accessories			
Item description	Item No.	Group	€
Coin cell CR1632	597814	AS1	4,85
EnOcean USB transceiver for airConfig/airScan (incl. airScan license)	566704	NET	111,20
USB extension 3 m	574044	NET	15,90
USB interface for devices USE-M / USE-L / NOVOS / thanos EVO / SR06 LCD	597838	AS1	38,50



## SR07 x

Energy-harvesting wireless room operating unit for the measurement of temperature and relative humidity (rH version) in living and office spaces. Also available with set point potentiometer, slide switch (for example ‚Day/Night‘) or occupancy button. The device transmits its values unidirectionally to receiving actuators or gateways, which process the information directly or – depending on the application – forward it to a BMS controller. It can be integrated into almost any 55x55 mm frames, allowing you to choose from many designs and frame manufacturers. The SR07 x is mounted by using the adhesive pad or screws.



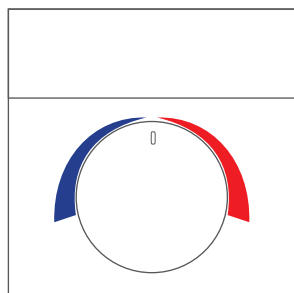
SR07 P aluminium,  
switch range Gira E2



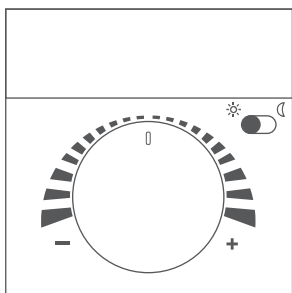
SR07 PT pure white brilliant,  
switch range Gira E2



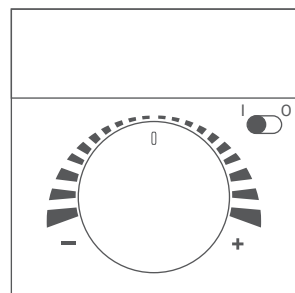
SR07 PMS (day/night) anthracite,  
switch range Gira E2



BTyPSF



PMS (day/night)



PMS (I / 0)



### Technical Data

<b>Measured values</b>	temperature, relative humidity
<b>Operating functions</b>	setpoint adjustment temperature presence detection day/night operation operation I/0
<b>Radio technology</b>	EnOcean (IEC 14543-3-10) 868 MHz
<b>Output signal temperature</b>	scaling according EEP, 0..+40 °C
<b>Measuring range humidity</b>	0..100% rH non-condensing

Technical Data	
<b>Power supply</b>	solar cell, maintenance-free internal super cap use of back-up battery possible for insufficiently lit environments, coin cell CR1632
<b>Enclosure</b>	PC
<b>Colour</b>	white, pure white brilliant, aluminium, Jung aluminium
<b>Operating range temperature</b>	0..+40 °C
<b>Protection (IP)</b>	IP20, according to EN 60529
<b>Switch ranges</b>	Berker, Busch-Jaeger, Feller, Gira, Jung, Merten (please specify the desired frame when ordering)
<b>Mounting</b>	surface-mounted flat on base using adhesive foil or screws
<b>Delivery content</b>	incl. adhesive foil for mounting

Wireless room operating unit temperature P			
Item description	Item No.	Group	€
SR07 P temp pure white brilliant	634113	ES2	178,10
SR07 P temp aluminium	729246	ES2	178,10
SR07 P temp Jung aluminium	729314	ES2	178,10
SR07 P temp anthracite	729376	ES2	178,10

Wireless room operating unit temperature PT			
Item description	Item No.	Group	€
SR07 PT temp pure white brilliant	729185	ES2	187,90
SR07 PT temp aluminium	729260	ES2	187,90
SR07 PT temp Jung aluminium	729321	ES2	187,90
SR07 PT temp anthracite	729383	ES2	187,90

Wireless room operating unit temperature PMS			
Item description	Item No.	Group	€
SR07 PMS (day/night) temp pure white brilliant	729192	ES2	187,90
SR07 PMS (day/night) temp aluminium	729277	ES2	187,90
SR07 PMS (day/night) temp Jung aluminium	729338	ES2	187,90
SR07 PMS (day/night) temp anthracite	729390	ES2	187,90

Wireless room operating unit humidity + temperature P			
Item description	Item No.	Group	€
SR07 P temp_rH pure white brilliant	729208	ES2	220,00
SR07 P temp_rH aluminium	729284	ES2	220,00
SR07 P temp_rH Jung aluminium	729345	ES2	220,00
SR07 P temp_rH anthracite	729406	ES2	220,00

Wireless room operating unit humidity + temperature PT			
Item description	Item No.	Group	€
SR07 PT temp_rH pure white brilliant	729215	ES2	229,80
SR07 PT temp_rH aluminium	729291	ES2	229,80
SR07 PT temp_rH Jung aluminium	729352	ES2	229,80
SR07 PT temp_rH anthracite	729413	ES2	229,80

Wireless room operating unit humidity + temperature PMS			
Item description	Item No.	Group	€
SR07 PMS (day/night) temp_rH pure white brilliant	729239	ES2	229,80
SR07 PMS (day/night) temp_rH aluminium	729307	ES2	229,80
SR07 PMS (day/night) temp_rH Jung aluminium	729369	ES2	229,80
SR07 PMS (day/night) temp_rH anthracite	729420	ES2	229,80

Options	Switch ranges on page 433/434
Description	€
Default labelling P colour red+blue (ItypeSF)	6,80
Default labelling I/O for slide switch (MS)	0,00
Switch ranges plastic 55x55: alpin white/polar white/pure white/studio white, anthracite, aluminium (various manufacturers)	5,60
Switch ranges plastic in other colours or dimensions (various manufacturers)	14,90
Switch ranges stainless steel   glass   aluminium (various manufacturers)	47,40

Accessories			
Item description	Item No.	Group	€
Coin cell CR1632	597814	AS1	4,85

## NOVOS 3 SR x

Energy-harvesting wireless room operating unit in the NOVOS design for the integrated measurement of temperature and relative humidity (rH version) in living and office spaces as well as controls through operating elements such as set point and occupancy button. The device is mounted using the adhesive pad or screws included and transmits its values unidirectionally to EasySens® receiving actuators or gateways, which process the information directly or – depending on the application – forward it to a BMS controller.



NOVOS 3 SR P



NOVOS 3 SR T



NOVOS 3 SR PT



### Technical Data

Measured values	temperature, relative humidity
Operating functions	setpoint adjustment temperature presence detection
Operating elements	potentiometer (P) button (T)
Configuration	DIP switches
Radio technology	EnOcean (IEC 14543-3-10) 868 MHz
Output signal temperature	scaling according EEP, 0..+40 °C
Measuring range humidity	0..100% rH non-condensing
Power supply	solar cell, maintenance-free internal super cap use of back-up battery possible for insufficiently lit environments, battery LS14250 (3,6 V)
Enclosure	PC V0
Colour	pure white, aluminium, black
Protection (IP)	IP20, according to EN 60529
Mounting	surface-mounted flat on base using adhesive foil or screws
Delivery content	incl. adhesive foil for mounting



Wireless room operating unit temperature			
Item description	Item No.	Group	€
NOVOS 3 SR P white temp	754064	ES2	154,80
NOVOS 3 SR T white temp	754071	ES2	160,00
NOVOS 3 SR PT white temp	754095	ES2	175,80

Wireless room operating unit humidity + temperature			
Item description	Item No.	Group	€
NOVOS 3 SR P white temp_rH	754101	ES2	196,70
NOVOS 3 SR T white temp_rH	754118	ES2	201,90
NOVOS 3 SR PT white temp_rH	754125	ES2	217,70

Options	
Description	€
Colour aluminium	25,20
Colour black	25,20

Accessories			
Item description	Item No.	Group	€
Fixing kit rawlplugs and screws (2x each)	660945	AS1	1,05
Frame for surface mounting NOVOS 3 / WRF04 pure white	795050	AS1	14,90
Battery ER14505 (lithium 3.6 V AA)	759182	AS1	8,15
Adhesive foil for NOVOS 3 SR with inner cut-outs	773386	AS1	2,25
BLE dongle with micro-USB for devices USE-M / USE-L / NOVOS / thanos EVO	668262	NET	31,30

## SR07

Energy-harvesting wireless room sensor for measuring temperature in residential and commercial buildings. The SR07 transmits its measured values unidirectionally to compatible EasySens® receiving actuators or gateways, which forward the information to a BMS controller. It can be integrated into a wide range of common switch ranges and frames, allowing you to choose from many designs and frame manufacturers.



SR07 pure white brilliant,  
switch range Gira E2



SR07 aluminium,  
switch range Gira E2



SR07 anthracite,  
switch range Gira E2



### Technical Data

Measured values	temperature, relative humidity
Radio technology	EnOcean (IEC 14543-3-10) 868 MHz
Output signal temperature	scaling according EEP, 0..+40 °C
Measuring range humidity	0..100% rH non-condensing
Power supply	solar cell, maintenance-free internal super cap use of back-up battery possible for insufficiently lit environments, coin cell CR1632
Enclosure	PC
Colour	white, pure white brilliant, aluminium, Jung aluminium
Operating range temperature	0..+40 °C
Protection (IP)	IP20, according to EN 60529
Switch ranges	Berker, Busch-Jaeger, Feller, Gira, Jung, Merten (please specify the desired frame when ordering)
Mounting	surface-mounted flat on base using adhesive foil or screws
Delivery content	incl. adhesive foil for mounting

Wireless room sensor temperature			
Item description	Item No.	Group	€
SR07 temp pure white brilliant	729437	ES2	158,80
SR07 temp aluminium	729444	ES2	158,80
SR07 temp Jung aluminium	729451	ES2	158,80
SR07 temp anthracite	729468	ES2	158,80


Wireless room sensor humidity + temperature			
Item description	Item No.	Group	€
SR07 temp_rH pure white brilliant	729550	ES2	200,70
SR07 temp_rH aluminium	729567	ES2	200,70
SR07 temp_rH Jung aluminium	729581	ES2	200,70
SR07 temp_rH anthracite	729598	ES2	200,70

Options	Switch ranges on page 433/434
Description	€
Switch ranges plastic 55x55: alpin white/polar white/pure white/studio white, anthracite, aluminium (various manufacturers)	5,60
Switch ranges plastic in other colours or dimensions (various manufacturers)	14,90
Switch ranges stainless steel   glass   aluminium (various manufacturers)	47,40

Accessories			
Item description	Item No.	Group	€
Coin cell CR1632	597814	AS1	4,85

## NOVOS 3 SR

Energy-harvesting wireless room sensor in the NOVOS design for measuring temperature in residential and commercial buildings. Mounted directly on the wall using the adhesive pad or screws included, the NOVOS 3 SR Temp transmits its measured values to EasySens® receiving actuators or gateways, which process the information directly or – depending on the application – forward it to a BMS controller.



NOVOS 3 SR



NOVOS 3 SR CO2



### Technical Data

Measured values	temperature, relative humidity, CO2
Configuration	DIP switches
Radio technology	EnOcean (IEC 14543-3-10) 868 MHz
Output signal temperature	scaling according EEP: 0..+40 °C
Measuring range humidity	0..100% rH non-condensing
Measuring range CO2	0..2000 ppm, 0..5000 ppm, optionally configurable
Power supply	solar cell, maintenance-free internal super cap use of back-up battery possible for insufficiently lit environments, battery ER14505 (3,6 V)
Enclosure	PC V0
Colour	pure white, aluminium, black <b>Temp / Temp_rH:</b> design cover alu or black available (please specify colour when ordering)
Operating range temperature	0..+40 °C
Protection (IP)	IP20, according to EN 60529
Mounting	surface-mounted flat on base using adhesive foil or screws
Delivery content	incl. adhesive foil for mounting



Wireless room sensor temperature				
Item description	Item No.	On stock	Group	€
NOVOS 3 SR temp white	754040	☹	ES2	139,00
NOVOS 3 SR temp white design	778008		ES2	139,00

Wireless room sensor humidity + temperature				
Item description	Item No.		Group	€
NOVOS 3 SR temp_rH white	754057		ES2	180,90
NOVOS 3 SR temp_rH white design	778015		ES2	180,90

Options	
Description	€
Colour aluminium	25,20
Colour black	25,20

Wireless room sensor CO2 + temperature				
Item description	Item No.		Group	€
NOVOS 3 SR CO2 temp white	789790		ES2	306,60

Wireless room sensor CO2 + temperature + humidity				
Item description	Item No.		Group	€
NOVOS 3 SR CO2 temp_rH white	789820		ES2	348,50

Options	
Description	€
Enclosure in aluminium	12,60
Enclosure in black	12,60

Accessories				
Item description	Item No.		Group	€
Fixing kit rawlplugs and screws (2x each)	660945		AS1	1,05
Frame for surface mounting NOVOS 3 / WRF04 pure white	795050		AS1	14,90
Battery ER14505 (lithium 3.6 V AA)	759182		AS1	8,15
Adhesive foil for NOVOS 3 SR with inner cut-outs	773386		AS1	2,25
BLE dongle with micro-USB for devices USE-M / USE-L / NOVOS / thanos EVO	668262		NET	31,30

## SR04 CO2

Wireless room sensor for measuring CO2, temperature and relative humidity (optional) in residential and commercial buildings. The SR04 CO2 can be connected to EasySens® receiving actuators or gateways, which forward the information to a BMS controller.



### Technical Data

Measured values	temperature, relative humidity, CO2
Configuration	jumper
Sensor	NDIR (non-dispersive, infrared)
Radio technology	EnOcean (IEC 14543-3-10) 868 MHz
Output signal temperature	scaling according EEP, 0..+51 °C
Measuring range humidity	0..100% rH non-condensing
Measuring range CO2	0..2550 ppm
Power supply	15..24 V = (±10%) SELV, 24 V ~ (±10%) SELV
Power consumption	max. 1,6 W (24 V =), 3,6 VA (24 V ~)
Display	LCD 29x12 mm, monochrome 3 LEDs for displaying air quality (traffic light function – TLF)
Enclosure	PC
Colour	pure white
Operating range temperature	0..+50 °C
Protection (IP)	IP30, according to EN 60529
Connection	terminal block, max. 1,5 mm <sup>2</sup> cable entry via rear opening, predetermined breaking point (bottom und top)
Mounting	flush-mounted on standard EU box (Ø=60 mm), surface-mounted flat on base using adhesive foil or screws
Delivery content	incl. adhesive foil for mounting
Notes	to use the free software airConfig (download) a USB stick, which is able to send and receive EnOcean telegrams, is necessary. The EnOcean USB stick (incl. license) is included in airScan (item No. 566704 for 868 MHz) (refer to accessories)

Wireless room sensor CO2 + temperature			
Item description	Item No.	Group	€
SR04 CO2 temp	442510	ES2	328,30
SR04 CO2 temp LCD	467131	ES2	373,40
SR04 CO2 temp TLF	436557	ES2	344,10
SR04 CO2 temp LCD TLF	630634	ES2	389,20

Wireless room sensor CO2 + temperature + humidity			
Item description	Item No.	Group	€
SR04 CO2 temp_rH	434768	ES2	370,20
SR04 CO2 temp_rH LCD	462228	ES2	415,30
SR04 CO2 temp_rH TLF	516143	ES2	386,00
SR04 CO2 temp_rH LCD TLF	474757	ES2	431,10

Accessories			
Item description	Item No.	Group	€
PSU-UP24 – flush-mounted power supply 24 V	645737	AS1	49,40

## MCS SR

Multi compact sensor with EnOcean interface for measuring temperature, humidity and motion.



MCS SR Temp\_rH



MCS SR Occ



MCS SR Occ Lum



### Technical Data

<b>Measured values</b>	<b>Temp_rH:</b> temperature, relative humidity <b>Lum:</b> luminosity <b>Occ:</b> motion, presence,
<b>Sensor</b>	integrated digital temperature transmitter, PIR (passive infrared)
<b>Radio technology</b>	EnOcean (IEC 14543-3-10) 868 MHz
<b>Power supply</b>	battery type AAA
<b>Enclosure</b>	PC V0
<b>Colour</b>	pure white, anthracite
<b>Operating range temperature</b>	0..+40 °C
<b>Protection (IP)</b>	IP20, according to EN 60529
<b>Mounting</b>	surface-mounted flat on base using included adhesive pad or screws
<b>Delivery content</b>	incl. adhesive foil for mounting incl. battery type AAA

### Wireless room sensor motion EnOcean (868 MHz)

Item description	Item No.	Group	€
MCS SR Occ white	792424	ES2	154,40
MCS SR Occ anthracite	792448	ES2	160,70
MCS SR temp_rH white	799058	ES2	143,70
MCS SR temp_rH anthracite	799065	ES2	150,00
MCS SR Occ Lum white	814768	ES2	168,80
MCS SR Occ Lum anthracite	814775	ES2	175,10

### Accessories

Item description	Item No.	Group	€
Battery VARTA 4003 (1,5 V AAA)	739351	AS1	4,85





## SR-MDS

The SR-MDS is a radio multi-sensor to measure light levels and detect motion. The SR-MDS is typically ceiling-mounted and powered by 24 V so as to permit reliable operations in rooms with low light levels (e.g. basements).



Technical Data	
Measured values	temperature, luminosity, motion
Configuration	jumper
Sensor	PIR (passive infrared) detection range: 360 °, Ø=5 m at a sensor height of approx. 2,5 m
Radio technology	EnOcean (IEC 14543-3-10) 868 MHz
Output signal temperature	scaling according EEP, 0..+51 °C
Measuring range light	0..510 lux
Power supply	flex. 15..240 V =/~, battery LS14250 (3,6 V), (3x)
Power consumption	typ. 0,8 W (24 V =), 1,2 VA (24 V ~)
Enclosure	ABS
Colour	pure white
Operating range temperature	-10..+50 °C
Protection (IP)	IP20, according to EN 60529
Connection	removable terminal block, max. 2,5 mm <sup>2</sup>
Notes	designed for constant light control applications

Wireless ceiling sensor light + motion (+ temperature)			
Item description	Item No.	Group	€
SR-MDS	396486	ES2	268,90
SR-MDS BAT	396462	ES2	268,90

Accessories			
Item description	Item No.	Group	€
Battery LS14250	315098	AS1	4,85
Enclosure for surface mounting SR-MDS pure white	514439	AS1	56,80
Mounting ring for hollow ceiling with retaining clips to be used with SR-MDS	627825	AS1	7,75



## SR-MDS Solar

Energy-harvesting wireless radio multi-sensor to measure light levels and detect motion. The SR-MDS Solar can be integrated into compatible receiving actuators or gateways.



### Technical Data

<b>Measured values</b>	luminosity, motion
<b>Configuration</b>	airConfig
<b>Sensor</b>	PIR (passive infrared) detection range: 102 °x92 °, Ø=5 m at a sensor height of approx. 2,8 m
<b>Radio technology</b>	EnOcean (IEC 14543-3-10) 868 MHz, 902 MHz
<b>Measuring range light</b>	0..510 lux (default setting) 0..1000 lux (10 bit) 0..1020 lux optionally configurable
<b>Power supply</b>	solar cell, maintenance-free internal super cap use of back-up battery possible for insufficiently lit environments: battery LS14250 (3,6 V)
<b>Enclosure</b>	PC, ABS
<b>Colour</b>	pure white
<b>Operating range temperature</b>	0..50 °C
<b>Protection (IP)</b>	IP20, according to EN 60529
<b>Mounting</b>	surface-mounted flat on base using adhesive foil or screws
<b>Delivery content</b>	incl. fixing kit rawplugs and screws (2x each)
<b>Notes</b>	to use the free software airConfig (download) a USB stick, which is able to send and receive EnOcean telegrams, is necessary. The EnOcean USB stick (incl. license) is included in airScan (item No. 566704 for 868 MHz)

### Wireless ceiling sensor light + motion

Item description	Item No.	Group	€
SR-MDS Solar	591577	ES2	253,00

### Accessories

Item description	Item No.	Group	€
Battery LS14250	315098	AS1	4,85
EnOcean USB transceiver for airConfig/airScan (incl. airScan license)	566704	NET	111,20



## SR-MOC Solar

Energy-harvesting wireless ceiling-mounted sensor for motion detection and integration into EasySens® receiving actuators or gateways.



Technical Data	
Measured values	motion
Configuration	buttons
Sensor	PIR (passive infrared) detection range: 360 °, Ø=5 m at a sensor height of approx. 2,5 m
Radio technology	EnOcean (IEC 14543-3-10) 868 MHz
Power supply	solar cell, maintenance-free internal super cap use of back-up battery possible for insufficiently lit environments: coin cell CR2032 terminal for external power supply 3..5 V =
Enclosure	PC
Colour	white
Operating range temperature	-10..+40 °C
Protection (IP)	IP50, according to EN 60529
Mounting	surface-mounted flat on base using included adhesive pad or screws

Wireless ceiling sensor motion			
Item description	Item No.	Group	€
SR-MOC Solar	566070	ES2	192,00

Accessories			
Item description	Item No.	Group	€
Coin cell CR2032	347013	AS1	4,85
Fixing kit rawlplugs and screws (2x each)	660945	AS1	1,05



## SR-MOW Solar

Energy-harvesting wireless wall-mounted sensor for motion detection and integration into EasySens® receiving actuators or gateways.



### Technical Data

Measured values	motion
Configuration	buttons
Sensor	PIR (passive infrared) detection range: with wide angle lens up to 15 m, with field lens up to 30 m when mounted at height 2,10 m
Radio technology	EnOcean (IEC 14543-3-10) 868 MHz
Power supply	solar cell, maintenance-free internal super cap use of back-up battery possible for insufficiently lit environments, coin cell CR2032 terminal for external power supply 3..5 V =
Enclosure	PC
Colour	white
Operating range temperature	-10..+40 °C
Protection (IP)	IP20, according to EN 60529
Mounting	surface-mounted flat on base using included adhesive pad or screws

### Wireless wall sensor motion

Item description	Item No.	Group	€
SR-MOW Solar	566094	ES2	167,90

### Accessories

Item description	Item No.	Group	€
Coin cell CR2032	347013	AS1	4,85
Fixing kit rawlplugs and screws (2x each)	660945	AS1	1,05

## SR65

Energy-harvesting wireless sensor for measuring temperature in outdoor areas or industrial environments (for example in cold stores, production halls and warehouses). The airConfig software can be used to parameterize the SR65 to customized measurement ranges, transmission intervals and wake-up times. When used in dark places (e.g. server rooms), a backup battery can be inserted.



SR65 Temp



SR65 Temp\_rH




Technical Data	
Measured values	temperature, relative humidity
Configuration	airConfig
Radio technology	EnOcean (IEC 14543-3-10) 868 MHz, 902 MHz
Output signal temperature	scaling according EEP: -20..+60 °C, optionally configurable
Measuring range humidity	0..100% rH non-condensing
Power supply	solar cell, maintenance-free internal super cap, use of back-up battery possible for insufficiently lit environments, battery LS14250 (3,6 V)
Material in touch with media	<b>Temp:</b> Sensor probe: Ø=6 mm, stainless steel V4A (1.4571) <b>rH:</b> Pipe: Ø=19 mm, PC, length 50 mm, with filter stainless steel wire mesh
Enclosure	PA6.6, with quick lock screws
Colour	pure white, transparent cover
Operating range temperature	-25..+65 °C
Protection (IP)	IP65, according to EN 60529
Notes	to use the free software airConfig (download) a USB stick, which is able to send and receive EnOcean telegrams, is necessary. The EnOcean USB stick (incl. license) is included in airScan (item No. 566704 for 868 MHz) (refer to accessories)

Wireless outdoor sensor			
Item description	Item No.	Group	€
SR65 temp	230001	ES2	159,70
SR65 temp_rH	540391	ES2	201,60

Accessories			
Item description	Item No.	Group	€
Battery LS14250	315098	AS1	4,85
EnOcean USB transceiver for airConfig/airScan (incl. airScan license)	566704	NET	111,20





## SR65 TF

Energy-harvesting wireless cable sensor for measuring temperature in gaseous media in heating, ventilation and air-conditioning systems. The SR65 TF can be configured via airConfig software to customized measurement ranges, transmission intervals and wake-up times. When used in dark places, a backup battery can be inserted.



## SR65 AKF

Energy-harvesting wireless duct sensor for the measurement of temperature in gaseous media of heating, ventilation and air-conditioning systems. The SR65 AKF can be configured via airConfig software to customized measurement ranges, transmission intervals and wake-up times. When used in dark places, a backup battery can be inserted.



## SR65 VFG

Energy-harvesting wireless contact sensor for measuring temperature on ducts/pipes. The SR65 VFG can be configured via airConfig software to customized measurement ranges, transmission intervals and wake-up times. When used in dark places, a backup battery can be inserted.



### Technical Data

<b>Measured values</b>	temperature
<b>Configuration</b>	airConfig
<b>Radio technology</b>	EnOcean (IEC 14543-3-10) 868 MHz
<b>Output signal temperature</b>	<b>SR65 TF:</b> scaling according EEP: -20..+60 °C, optionally configurable <b>SR65 AKF/VFG:</b> scaling according EEP: +10..+90 °C, optionally configurable
<b>Power supply</b>	solar cell, maintenance-free internal super cap use of back-up battery possible for insufficiently lit environments battery LS14250 (3,6 V)
<b>Material in touch with media</b>	<b>SR65 TF:</b> Sensor probe: Ø=6 mm, stainless steel V4A (1.4571), rolled (IP67) <b>SR65 AKF:</b> Sensor probe: Ø=6 mm, stainless steel V4A (1.4571) <b>SR65 VFG:</b> Sensor probe: brass, spring loaded sensor
<b>Enclosure</b>	PA6.6, with quick lock screws
<b>Colour</b>	pure white, transparent cover
<b>Operating range temperature</b>	-25..+65 °C
<b>Protection (IP)</b>	IP65, according to EN 60529
<b>Connection cable</b>	<b>SR65 TF:</b> silicone, 0,25 mm <sup>2</sup> , 2-wire
<b>Notes</b>	to use the free software airConfig (download) a USB stick, which is able to send and receive EnOcean telegrams, is necessary. The EnOcean USB stick (incl. license) is included in airScan (item No. 566704 for 868 MHz) (refer to accessories)

## SR65 TF

Wireless cable sensor temperature				
Item description	Item No.	On stock	Group	€
SR65 TF 050.06 L1000	245647	⊖	ES2	162,00

Options	
Description	€
Add per meter of connection cable 2-wire -50..+180 °C	2,20

## SR65 AKF

Wireless duct/immersion sensor temperature			
Item description	Item No.	Group	€
SR65 AKF 100.06	630566	ES2	169,60

## SR65 VFG

Wireless contact sensor temperature			
Item description	Item No.	Group	€
SR65 VFG	239615	ES2	159,70

Thermowells brass for sensors with pocket Ø=6 mm						
Item description	Length	Inst. length	Item No.	On stock	Group	€
MS-thermowell 50 mm type THMSDS50	50 mm	36 mm	610995	⊖	AS2	9,60
MS-thermowell 100 mm type THMSDS100	100 mm	86 mm	611008	⊖	AS2	10,90

Thermowells stainless steel for sensors with pocket Ø=6 mm						
Item description	Length	Inst. length	Item No.	On stock	Group	€
VA-thermowell 50 mm type THVADS50	50 mm	36 mm	611152	⊖	AS2	22,50
VA-thermowell 100 mm type THVADS100	100 mm	86 mm	611817	⊖	AS2	24,70
Pressure screw with sealing PTFE (without silicone) for thermowell pocket THVADS			666473	⊖	AS2	21,60

Accessories			
Item description	Item No.	Group	€
Battery LS14250	315098	AS1	4,85
Mounting flange MF6DS flexible (suitable for Ø=6 mm)	669016	AS2	7,55
Mounting flange MF6 brass (suitable for Ø=6 mm)	3407	AS1	7,55
Compression fittings KL6VA for Ø=6 mm with cutting ring, stainless steel	103213	AS1	15,20
Tightening strap PA (max. 85 °C) for pipes Ø up to 100 mm with contact fluid	668071	AS1	3,20
EnOcean USB transceiver for airConfig/airScan (incl. airScan license)	566704	NET	111,20



## STC65+ RS485 Modbus

Bidirectional gateway with RS485 Modbus interface for integration of up to 32 EasySens® devices. Freely programmable 32 channels allow for a bidirectional communication with 32 addresses (registers) and SAB+/SAB05 wireless valve actuators for example. The STC65+ RS485 Modbus includes an ext. transmitting/receiving antenna (2.5 m).



Technical Data	
<b>Configuration</b>	Software/Plug-In for configuration, BUS, jumper, DIP switches
<b>Network technology</b>	RS485 Modbus
<b>Radio technology</b>	EnOcean (IEC 14543-3-10) 868 MHz, 902 MHz
<b>Data transmission</b>	bidirectional, transmitting/receiving channels: 32 (Rx) + 32 (Tx) + 32 (VA)
<b>Power supply</b>	15..24 V = (±10%) SELV, 24 V ~ (±10%) SELV
<b>Power consumption</b>	typ. 0,8 W (24 V =), 2 VA (24 V ~)
<b>Enclosure</b>	USE-M, impact- and shock-resistant enclosure with quick-release cover, PC
<b>Colour</b>	pure white, transparent cover
<b>Operating range temperature</b>	-20..+60 °C
<b>Protection (IP)</b>	IP65, according to EN 60529
<b>Connection</b>	removable cable entry M25 with fourfold cable entry for wire with max. Ø=7 mm, plug-in terminal, max. 1,5 mm²
<b>Mounting</b>	prepared for mounting on DIN rail TS35 (35x7,5 mm) according to EN 60715
<b>Delivery content</b>	incl. mounting base enclosure USE-M pure white incl. mounting set (screws and accessories) incl. external receiving/transmitting antenna (2,5 m) with magnetic base
<b>Notes</b>	to use the free software airConfig (download) a USB stick, which is able to send and receive EnOcean telegrams, is necessary. The EnOcean USB stick (incl. license) is included in airScan (item No. 566704 for 868 MHz), communication with up to 15 SmartACK devices, magnetic antenna plate for the external antenna recommended to improve radio coverage (see accessories)

Gateway EnOcean <-> BUS				
Item description	Item No.	On stock	Group	€
STC65+ RS485 Modbus	657372	⊖	ES2	284,00

Accessories				
Item description	Item No.	Group	€	
Antenna extension 10 m	257206	AS1	66,10	
Antenna extension 20 m	257213	AS1	80,40	
L-shaped magnetic antenna holder, 180x180 mm	255097	AS1	17,00	
Mounting base enclosure USE-M pure white	668354	AS1	9,35	
Mounting kit universal for enclosure USE	698511	AS1	10,40	



## STC65+ RS485 EVC

Bidirectional gateway with serial RS485 interface and IP65 enclosure for integrating up to 64 EasySens® sensors or wireless switches into a network. Transmission of field-programmable telegrams to max. 127 addresses. The gateway includes an ext. transmitting/receiving antenna (2.5 m).



### Technical Data

<b>Configuration</b>	Software/Plug-In for configuration, BUS, jumper, DIP switches
<b>Network technology</b>	RS485 EVC
<b>Radio technology</b>	EnOcean (IEC 14543-3-10) 868 MHz, 902 MHz
<b>Data transmission</b>	bidirectional, transmitting/receiving channels: in filter mode 64 (Rx) + 128 (Tx), in gateway mode ∞ (Rx) + 128 (Tx)
<b>Power supply</b>	15..24 V = (±10%) SELV, 24 V ~ (±10%) SELV
<b>Power consumption</b>	typ. 0,8 W (24 V =), 2 VA (24 V ~)
<b>Enclosure</b>	USE-M, impact- and shock-resistant enclosure with quick-release cover, PC
<b>Colour</b>	pure white, transparent cover
<b>Operating range temperature</b>	-20..+60 °C
<b>Protection (IP)</b>	IP65, according to EN 60529
<b>Connection</b>	removable cable entry M25 with fourfold cable entry for wire with max. Ø=7 mm, plug-in terminal, max. 1,5 mm²
<b>Mounting</b>	prepared for mounting on DIN rail TS35 (35x7,5 mm) according to EN 60715
<b>Delivery content</b>	incl. mounting base enclosure USE-M pure white incl. mounting set (screws and accessories) incl. external receiving/transmitting antenna (2,5 m) with magnetic base
<b>Notes</b>	to use the free software airConfig (download) a USB stick, which is able to send and receive EnOcean telegrams, is necessary. The EnOcean USB stick (incl. license) is included in airScan (item No. 566704 for 868 MHz), communication with up to 15 SmartACK devices, magnetic antenna plate for the external antenna recommended to improve radio coverage (see accessories)

### Gateway EnOcean <-> BUS

Item description	Item No.	On stock	Group	€
STC65+ RS485 EVC	657396	⊖	ES2	284,00

### Accessories

Item description	Item No.	Group	€
Antenna extension 10 m	257206	AS1	66,10
Antenna extension 20 m	257213	AS1	80,40
L-shaped magnetic antenna holder, 180x180 mm	255097	AS1	17,00
Mounting base enclosure USE-M pure white	668354	AS1	9,35
Mounting kit universal for enclosure USE	698511	AS1	10,40





## STC65-FTT LON

Bidirectional gateway for connecting up to 11 EasySens® sensors and transmitters to controllers and control systems with LON interface. With predefined sensor objects (sensor, switch, ...) and corresponding output variables (SNVT) for communication in a LON network. Especially designed to upgrade existing LON installations with wireless technologies for increased energy savings.



Technical Data	
<b>Configuration</b>	Software/Plug-In for configuration, BUS
<b>Network technology</b>	LON FT (free topology)
<b>Radio technology</b>	EnOcean (IEC 14543-3-10) 868 MHz, 902 MHz
<b>Data transmission</b>	bidirectional, transmitting/receiving channels: 11 (Rx) + 11 (Tx)
<b>Power supply</b>	15..24 V = (±10%) SELV, 24 V ~ (±10%) SELV
<b>Power consumption</b>	typ. 0,8 W (24 V =), 0,9 VA (24 V ~)
<b>Enclosure</b>	PA6.6
<b>Colour</b>	pure white, transparent cover PC
<b>Operating range temperature</b>	-20..+60 °C
<b>Protection (IP)</b>	IP42, according to EN 60529
<b>Connection</b>	cable entry M20 for wire Ø=8 mm seal insert for double cable entry for wire max Ø=6 mm
<b>Delivery content</b>	incl. external receiving/transmitting antenna (2,5 m) with magnetic base incl. plug-in for turbo LONmaker
<b>Notes</b>	communication with up to 4 SmartACK devices magnetic antenna plate for the external antenna recommended to improve radio coverage (see accessories)

Gateway EnOcean <-> BUS			
Item description	Item No.	Group	€
STC65-FTT LON	393904	ES2	340,10
STC65-FTT LON SmartACK	616638	ES2	340,10

Accessories			
Item description	Item No.	Group	€
Antenna extension 10 m	257206	AS1	66,10
Antenna extension 20 m	257213	AS1	80,40
L-shaped magnetic antenna holder, 180x180 mm	255097	AS1	17,00
Fixing kit rawlplugs and screws (2x each)	660945	AS1	1,05



## STC-BACnet IP

The STC-BACnet IP gateway is designed for bidirectional communication between EasySens® devices and building management systems with a BACnet IP interface. Configuration can be easily performed with the EasySens® airConfig software tool. Details of the communication protocol are described in the software documentation accordingly. The delivery content includes an external antenna for achieving best transmission ranges.



Technical Data	
Configuration	airConfig, BUS
Network technology	BACnet IP
Radio technology	EnOcean (IEC 14543-3-10) 868 MHz, 902 MHz
Data transmission	bidirectional, transmitting/receiving channels: ∞ (Rx) + 128 (Tx)
Power supply	24 V = (±10%) SELV, 24 V ~ (±10%) SELV
Power consumption	typ. 3 W (24 V =), 5 VA (24 V ~)
Enclosure	ABS
Colour	light grey
Operating range temperature	0..+50 °C
Protection (IP)	IP20, according to EN 60529
Connection	terminal block, max. 1,5 mm <sup>2</sup>
Mounting	prepared for mounting on DIN rail TS35 (35x7,5 mm) according to EN 60715
Delivery content	incl. external receiving/transmitting antenna (2,5 m) with magnetic base
Notes	to use the free software airConfig (download) a USB stick, which is able to send and receive EnOcean telegrams, is necessary. The EnOcean USB stick (incl. license) is included in airScan (item No. 566704 for 868 MHz) for network connection use a shielded standard Ethernet cable CAT 5 magnetic antenna plate for the external antenna recommended to improve radio coverage (see accessories)

### Gateway EnOcean <-> BUS

Item description	Item No.	On stock	Group	€
STC-BACnet IP V3	773843	⊖	ES1	501,00

### Accessories

Item description	Item No.	Group	€
Antenna extension 10 m	257206	AS1	66,10
Antenna extension 20 m	257213	AS1	80,40
L-shaped magnetic antenna holder, 180x180 mm	255097	AS1	17,00
EnOcean USB transceiver for airConfig/airScan (incl. airScan license)	566704	NET	111,20



## SRC65-BACnet MS/TP

The unidirectional SRC65-BACnet MS/TP gateway allows the reception of information from EasySens® sensors, switches, room units and other transmitters. Details of the communication protocol are described in the software documentation accordingly. The delivery content includes an external antenna for achieving best transmission ranges.



Technical Data	
<b>Configuration</b>	BUS, jumper, DIP switches
<b>Network technology</b>	RS485 BACnet (MS/TP)
<b>Radio technology</b>	EnOcean (IEC 14543-3-10) 868 MHz, 902 MHz
<b>Data transmission</b>	unidirectional, receiving channels: 32 (Rx)
<b>Power supply</b>	15..24 V = (±10%) SELV, 24 V ~ (±10%) SELV
<b>Power consumption</b>	typ. 1 W (24 V =), 1,3 VA (24 V ~)
<b>Enclosure</b>	PA6.6, with quick lock screws
<b>Colour</b>	pure white, transparent cover PC
<b>Operating range temperature</b>	-20..+60 °C
<b>Protection (IP)</b>	IP42, according to EN 60529
<b>Connection</b>	terminal block, max. 1,5 mm <sup>2</sup>
<b>Delivery content</b>	incl. external receiving/transmitting antenna (2,5 m) with magnetic base
<b>Notes</b>	magnetic antenna plate for the external antenna recommended to improve radio coverage (see accessories)

Gateway EnOcean -> BUS			
Item description	Item No.	Group	€
SRC65-BACnet MS/TP	396431	ES1	308,60

Accessories			
Item description	Item No.	Group	€
Antenna extension 10 m	257206	AS1	66,10
Antenna extension 20 m	257213	AS1	80,40
L-shaped magnetic antenna holder, 180x180 mm	255097	AS1	17,00



## STC-4IoT

The STC-EnOcean IP gateway allows for an easy integration of EasySens® sensors and actuators into the Internet of Things (IoT). The new EnOcean-over-IP gateway communicates JSON streams or RestAPI command lines. The seamless commissioning and configuration can be done through any browser interface. The graphical dataflow-oriented processing of the EnOcean information can be performed by the integrated free Node-RED editor (<https://nodered.org/>) and enables simple, rule-based processing of information. It can further be used to send push notifications via SMS/e-Mail, if values exceed thresholds (additional required hardware not included). EasySens® devices can be integrated very easily into cloud-based applications. Compatible with IP-based controllers and display systems.



### Technical Data

<b>Configuration</b>	web interface
<b>Network technology</b>	TCP/IP
<b>Radio technology</b>	EnOcean (IEC 14543-3-10) 868 MHz, 902 MHz
<b>Data transmission</b>	unidirectional, receiving channels: ∞ (Rx)
<b>Power supply</b>	15..24 V = (±10%) SELV, 24 V ~ (±10%) SELV
<b>Power consumption</b>	typ. 3 W (24 V =), 5 VA (24 V ~)
<b>Enclosure</b>	ABS
<b>Colour</b>	light grey
<b>Operating range temperature</b>	0..+50 °C
<b>Protection (IP)</b>	IP20, according to EN 60529
<b>Connection</b>	removable plug-in terminal, max. 2,5 mm <sup>2</sup>
<b>Mounting</b>	prepared for mounting on DIN rail TS35 (35x7,5 mm) according to EN 60715
<b>Delivery content</b>	incl. external receiving/transmitting antenna (2,5 m) with magnetic base
<b>Notes</b>	magnetic antenna plate for the external antenna recommended to improve radio coverage (see accessories) local documentation via web browser interface

### Gateway EnOcean -> BUS

Item description	Item No.	Group	€
STC-4IoT	669320	ES1	463,60

### Accessories

Item description	Item No.	Group	€
Antenna extension 10 m	257206	AS1	66,10
Antenna extension 20 m	257213	AS1	80,40
L-shaped magnetic antenna holder, 180x180 mm	255097	AS1	17,00



## STC-KNX

Bidirectional gateway for connecting up to 32 EasySens® sensors or wireless switches to a KNX network. The device offers additional logical control blocks, which can be configured for: switching and dimming lights, blinds up/down, presence, set point adjustment, fan stages, humidity sensor, window contact/handle, binary input, light and motion.



Technical Data	
Configuration	BUS, ETS (KNX)
Network technology	KNX (TP1)
Radio technology	EnOcean (IEC 14543-3-10) 868 MHz, 902 MHz
Data transmission	bidirectional, transmitting/receiving channels: 32 (Rx) + 32 (Tx)
Power supply	supply via BUS: 29 V = SELV
Power consumption	max. 12 mA
Display	graphic display monochrome (internal)
Enclosure	PC
Colour	white
Operating range temperature	-5..+45 °C
Protection (IP)	IP20, according to EN 60529
Connection	removable plug-in terminal, max. Ø=0,8 mm cable entry via rear opening
Mounting	flush-mounted on standard EU box (Ø=60 mm)
Notes	product database (freeware via download)

Gateway EnOcean <-> BUS				
Item description	Item No.	On stock	Group	€
STC-KNX	698948	☰	ES1	434,70





## STC-KNX UP

Flush-mounted bidirectional gateway for EasySens® sensors to integrate into a KNX network with a maximum of 8 channels. The STC-KNX UP offers logical control blocks, which can be configured for: switching and dimming lights, blinds up/down, presence, set point adjustment, fan stages, humidity sensor, window handle/contact, binary input, light and motion.



### Technical Data

<b>Configuration</b>	BUS, ETS (KNX)
<b>Network technology</b>	KNX (TP1)
<b>Radio technology</b>	EnOcean (IEC 14543-3-10) 868 MHz
<b>Data transmission</b>	bidirectional, transmitting/receiving channels: 8 (Rx) + 8 (Tx)
<b>Power supply</b>	supply via BUS: 29 V = SELV
<b>Power consumption</b>	max. 12 mA
<b>Enclosure</b>	ABS
<b>Colour</b>	blue
<b>Operating range temperature</b>	-5..+45 °C
<b>Protection (IP)</b>	IP20, according to EN 60529
<b>Connection</b>	removable plug-in terminal, max. Ø=0,8 mm
<b>Mounting</b>	flush-mounted in standard EU box (Ø=60 mm)
<b>Notes</b>	product database (freeware via download)

### Gateway EnOcean <-> BUS

Item description	Item No.	Group	€
STC-KNX UP	725132	ES1	320,30



## SRE-Repeater

The SRE-Repeater is used for repeating radio telegrams between EnOcean transmitters and receivers/gateways. The repeater is typically used when transmission range problems occur between transmitter and receiver in an existing installation (e.g. due to walls being pulled in, furniture/cabinets being moved). Level 1, Level 2 and Smart Repeating (rule-based filters) can be set using the free airConfig software. Ideal for installation in suspended ceilings.



Technical Data	
Configuration	airConfig
Radio technology	EnOcean (IEC 14543-3-10) 868 MHz, 902 MHz
Power supply	flex. 15..240 V =/~
Power consumption	typ. 1 VA (15..240 V =/~)
Enclosure	PA6.6, with quick lock screws
Colour	pure white, transparent cover PC
Operating range temperature	-20..+60 °C
Protection (IP)	IP65, according to EN 60529
Connection	terminal block, max. 1,5 mm <sup>2</sup>
Delivery content	incl. external receiving/transmitting antenna (2,5 m) with magnetic base
Notes	to use the free software airConfig (download) a USB stick, which is able to send and receive EnOcean telegrams, is necessary. The EnOcean USB stick (incl. license) is included in airScan (item No. 566704 for 868 MHz) magnetic antenna plate for the external antenna recommended to improve radio coverage (see accessories)

Wireless repeater				
Item description	Item No.	On stock	Group	€
SRE-Repeater MultiLevel internal antenna	593809		ES2	157,00
SRE-Repeater MultiLevel external antenna	593830	⊖	ES2	180,00

Accessories			
Item description	Item No.	Group	€
EnOcean USB transceiver for airConfig/airScan (incl. airScan license)	566704	NET	111,20



## SRE-Repeater UP

The SRE-Repeater UP is especially designed for flush-mounting and used for repeating radio telegrams between EnOcean transmitters and receivers/gateways. The repeater is typically used when transmission range problems occur between transmitter and receiver in an existing installation (e.g. due to walls being pulled in, furniture/cabinets being moved). Level 1, Level 2 and Smart Repeating (rule-based filters) can be set using the free airConfig software.



### Technical Data


<b>Configuration</b>	airConfig
<b>Radio technology</b>	EnOcean (IEC 14543-3-10) 868 MHz, 902 MHz
<b>Power supply</b>	100..240 V ~
<b>Power consumption</b>	typ. 0,5 VA (230 V ~)
<b>Enclosure</b>	ABS
<b>Colour</b>	red
<b>Operating range temperature</b>	-20..+60 °C
<b>Protection (IP)</b>	IP20, according to EN 60529
<b>Mounting</b>	flush-mounted in standard EU box (Ø=60 mm, depth min. 45 mm)
<b>Notes</b>	to use the free software airConfig (download) a USB stick, which is able to send and receive EnOcean telegrams, is necessary. The EnOcean USB stick (incl. license) is included in airScan (item No. 566704 for 868 MHz)

### Wireless repeater

Item description	Item No.	Group	€
SRE-Repeater UP MultiLevel	556736	ES2	131,80

### Accessories

Item description	Item No.	Group	€
EnOcean USB transceiver for airConfig/airScan (incl. airScan license)	566704	NET	111,20



**SRG02**

Battery- and wireless window handle for status monitoring of windows (lock option available) with radio interface. When actuated, the handle transmits a radio signal with the handle position to a receiving actuator or gateway. The window handle is used to optimize energy consumption in the building, as heating/cooling or ventilation gets deactivated when windows are open. Equipped with a variable length square spindle for profile depths of 32..42 mm for most common window frames.



aluminium pure white

aluminium steel grey

stainless steel

**Technical Data**

<b>Radio technology</b>	EnOcean (IEC 14543-3-10) 868 MHz
<b>Power supply</b>	maintenance-free electrodynamic energy generator
<b>Enclosure</b>	aluminium (locking cylinder optional), stainless steel
<b>Colour</b>	pure white painted, steel grey painted
<b>Operating range temperature</b>	+5..+40 °C
<b>Mounting</b>	square spindle, variable lengths (for tread depth 32..42 mm)
<b>Notes</b>	lateral detent with precise detent position

**Wireless window handle**

Item description	Item No.	Group	€
SRG02 aluminium pure white	730747	ES1	132,90
SRG02 aluminium steel grey	730730	ES1	132,90
SRG02 stainless steel	730723	ES1	223,10
SRG02 lockable aluminium pure white	730716	ES1	190,70
SRG02 lockable aluminium steel grey	730709	ES1	190,70



## SRG-Basic

Battery- and wireless window handle for status monitoring of windows with radio interface. When actuated, the handle transmits a radio signal (opened/closed) to a receiving actuator or gateway. The window handle is used to optimize energy consumption in the building, as heating/cooling or ventilation gets deactivated when windows are open. Equipped with a variable length square spindle for profile depths of 32..42 mm for most common window frames.



aluminium pure white



aluminium silver



aluminium steel grey



### Technical Data

<b>Radio technology</b>	EnOcean (IEC 14543-3-10) 868 MHz
<b>Power supply</b>	maintenance-free electrodynamic energy generator
<b>Enclosure</b>	aluminium
<b>Colour</b>	pure white, steel grey, silver
<b>Operating range temperature</b>	+5..+40 °C
<b>Mounting</b>	square spindle, variable lengths (for tread depth 32..42 mm)

### Wireless window handle

Item description	Item No.	Group	€
SRG-Basic aluminium pure white	768276	ES1	118,60
SRG-Basic aluminium silver	768283	ES1	118,60
SRG-Basic aluminium steel grey	768290	ES1	118,60

## SRW03

Energy-harvesting wireless window contact for the status monitoring of windows and doors. Ideal for retrofitting applications in hotel rooms or office spaces to increase energy savings.



SRW03 / SRW03 BAT



SRW03 Dual BAT



### Technical Data

<b>Sensor</b>	reed contact and magnet
<b>Radio technology</b>	EnOcean (IEC 14543-3-10) 868 MHz, 902 MHz
<b>Power supply</b>	solar cell, maintenance-free internal super cap use of back-up battery possible for insufficiently lit environments: <b>SRW03 BAT</b> : coin cell CR1225 <b>SRW03 Dual BAT</b> : battery type AAA
<b>Enclosure</b>	PC V0
<b>Colour</b>	pure white, anthracite
<b>Operating range temperature</b>	-20..+60 °C
<b>Protection (IP)</b>	IP20, according to EN 60529
<b>Mounting</b>	surface-mounted flat on base using included adhesive pad or screws
<b>Delivery content</b>	incl. adhesive foil for mounting <b>SRW03 BAT</b> : incl. coin cell type CR1225 <b>SRW03 Dual BAT</b> : incl. battery type AAA
<b>Notes</b>	<b>SRW03 Dual BAT</b> : for 1 or 2-leaf windows

### Wireless window/door contact

Item description	Item No.	Group	€
SRW03 white	778534	ES1	79,70
SRW03 anthracite	778541	ES1	86,00
SRW03 BAT white	793728	ES1	85,40
SRW03 BAT anthracite	793735	ES1	91,70
SRW03 Dual BAT white	778558	ES1	88,40
SRW03 Dual BAT anthracite	778565	ES1	94,70

### Accessories

Item description	Item No.	Group	€
<b>SRW03 BAT</b> : Coin cell CR1225	727310	AS1	4,85
<b>SRW03 Dual BAT</b> : Battery VARTA 4003 (1,5 V AAA)	739351	AS1	4,85



## STC-MSG Server

The STC-MSG server is used for stand-alone solutions in combination with EasySens® room operating units and up to 8 or 16 SAB+/SAB05 radio valve actuators. An integrated scheduler can be individually set up as well as window contacts/handles can be learned in for increased energy savings. The parameterization of individual functions can be conducted through an integrated configuration menu using the display and respective buttons. The delivery content includes an external antenna for achieving best possible transmission range.



Technical Data	
Configuration	buttons
Radio technology	EnOcean (IEC 14543-3-10) 868 MHz, 902 MHz
Power supply	100..240 V ~
Power consumption	3,5 VA
Display	graphic display monochrome
Enclosure	ABS
Colour	light grey
Operating range temperature	0..+50 °C
Protection (IP)	IP20, according to EN 60529
Mounting	prepared for mounting on DIN rail TS35 (35x7,5 mm) according to EN 60715
Delivery content	incl. external receiving/transmitting antenna (2,5 m) with magnetic base
Notes	per channel 1 SAB + 1 room operating unit + 10 digital input modules, switches or presence detectors + 20 window contacts or window handles can be learned in, magnetic antenna plate for the external antenna recommended to improve radio coverage (see accessories)

Wireless controller heating/cooling				
Item description	Contr.	Item No.	Group	€
STC-MSG Server 8-channel	✓	501590	ES2	316,40
STC-MSG Server 16-channel	✓	507080	ES2	359,70

Accessories			
Item description	Item No.	Group	€
Antenna extension 10 m	257206	AS1	66,10
Antenna extension 20 m	257213	AS1	80,40
L-shaped magnetic antenna holder, 180x180 mm	255097	AS1	17,00



## STC-MSG Server UP

The STC-MSG Server UP is used for stand-alone solutions in combination with EasySens® room operating units and up to 5 SAB+/SAB05 radio valve actuators. It is possible to use the 'energy lock' function by teaching-in wireless window contacts and window handles so that when a window is open, the SAB closes the valve and saves heating/cooling energy. The following number of sensors can be connected: 5 EasySens® valve actuators (SABx), 1 room unit e.g. NOVOS 3 SR x, SR06 LCD x or SR07 x, 10 digital input modules SR65 DI, EasySens® switches, EasySens® presence detectors (e.g. SR-MDS, SR-MOW), 20 window contacts SRW or window handles SRG.



### Technical Data

Configuration	airConfig
Radio technology	EnOcean (IEC 14543-3-10) 868 MHz, 902 MHz
Power supply	100..240 V ~, ,
Power consumption	typ. 0,5 VA (230 V ~)
Enclosure	ABS
Colour	red
Operating range temperature	-20..+60 °C
Protection (IP)	IP20, according to EN 60529
Connection	terminal block, max. 1,5 mm <sup>2</sup>
Mounting	flush-mounted in standard EU box (Ø=60 mm, depth min. 45 mm)

**Notes**

to use the free software airConfig (download) a USB stick, which is able to send and receive EnOcean telegrams, is necessary. The EnOcean USB stick (incl. license) is included in airScan (item No. 566704 for 868 MHz)  
5 SAB + 1 room operating unit + 10 digital input modules + 20 window contacts or window handles can be learned in

### Wireless controller heating/cooling

Item description	Contr.	Item No.	Group	€
STC-MSG Server UP 24 V	✓	688222	ES2	156,00
STC-MSG Server UP 100..240 V	✓	550048	ES2	156,00

### Accessories

Item description	Item No.	Group	€
EnOcean USB transceiver for airConfig/airScan (incl. airScan license)	566704	NET	111,20

## SAB+

Self-powered wireless EasySens® valve actuator for individual room temperature control. The new electronic heating valve actuator uses the temperature difference between the radiator and ambient room temperature to generate electrical energy by means of a thermo-electric generator. Sufficient energy can be stored in the integrated high-performance capacitor to ensure reliable operation even during periods of insufficient energy management (summer months, transition period between seasons). Adapters are available for numerous valve manufacturers.



### Technical Data

Measured values	temperature
Configuration	airConfig
Sensor	integrated digital temperature transmitter
Radio technology	EnOcean (IEC 14543-3-10) 868 MHz
Power supply	maintenance-free thermal energy harvesting, maintenance-free LiPo-battery
Display	LED for status feedback, red
Enclosure	PC
Colour	pure white, aluminium
Operating range temperature	0..+50 °C
Protection (IP)	IP40, according to EN 60529
Connection	USB micro (power supply)
Mounting	screw mounting M30x1,5

### Notes

to use the free software airConfig (download) a USB stick, which is able to send and receive EnOcean telegrams, is necessary. The EnOcean USB stick (incl. license) is included in airScan (item No. 566704 for 868 MHz) operating noise <35 dB(A), nominal stroke 3,8 mm, automatically adjusting, regulation time 0,24 mm/s, pulling load >100 N the Micro-USB connection allows charging of the internal battery directly at the socket using an USB power supply

**Radio valve actuator**

Item description	Contr.	Item No.	Group	€
SAB+ (Heating)	✓	669108	ES2	188,90

**Accessories**

Item description	Item No.	Group	€
EnOcean USB transceiver for airConfig/airScan (incl. airScan license)	566704	NET	111,20
Safety lock dismounting protection SAB	706148	AS1	12,40

**Accessories**

Item description	Item No.	Group	€
Valve adapter SAB for Giacomini Z810 (22,6 mm)	634724	AS1	28,50
Valve adapter SAB for Oventrop Z809 (M30x1,0)	611978	AS1	28,50
Valve adapter SAB for Herz Z807 (M28 X 1,5 mm)	595070	AS1	28,50
Valve adapter SAB for Danfoss RA2000 Z802	589093	AS1	28,50
Valve adapter SAB for Danfoss RAV Z803	589109	AS1	28,50
Valve adapter SAB for Danfoss RAV-L Z804	589116	AS1	28,50
Valve adapter SAB for Danfoss Z800	589079	AS1	28,50
Valve adapter SAB for Danfoss Z801	589086	AS1	28,50
Valve adapter SAB for Vaillant Z805	615181	AS1	28,50



## SAB05

Battery-powered wireless EasySens® valve actuator for individual room temperature control. The SAB05 is compatible with the STC-MSG server (for stand-alone solutions) or EasySens® gateways to integrate into BUS networks. Parameterisation can be done through airConfig software. The SAB05 is completely wireless and powered by 3x AA batteries. Adapters are available for numerous valve manufacturers.



### Technical Data

Measured values	temperature
Configuration	airConfig
Sensor	integrated digital temperature transmitter
Radio technology	EnOcean (IEC 14543-3-10) 868 MHz
Power supply	battery type AA (3x)
Display	LED for status feedback, multicoloured
Enclosure	PC, latching battery compartment lid
Colour	pure white, light grey
Operating range temperature	0..+50 °C
Protection (IP)	IP40, according to EN 60529
Mounting	screw mounting M30x1,5
Delivery content	incl. battery type AA (3x)

### Notes

to use the free software airConfig (download) a USB stick, which is able to send and receive EnOcean telegrams, is necessary. The EnOcean USB stick (incl. license) is included in airScan (item No. 566704 for 868 MHz) operating noise <35 dB(A), nominal stroke 3,8 mm, automatically adjusting, regulation time 0,24 mm/s, pulling load >100 N

**Radio valve actuator**

Item description	Contr.	Item No.	Group	€
SAB05 EnOcean	✓	513753	ES2	160,20

**Accessories**

Item description	Item No.	Group	€
EnOcean USB transceiver for airConfig/airScan (incl. airScan license)	566704	NET	111,20
Safety lock dismounting protection SAB	706148	AS1	12,40
Battery protection SAB05	595612	AS1	21,90

**Accessories**

Item description	Item No.	Group	€
Valve adapter SAB for Giacomini Z810 (22,6 mm)	634724	AS1	28,50
Valve adapter SAB for Oventrop Z809 (M30x1,0)	611978	AS1	28,50
Valve adapter SAB for Herz Z807 (M28 X 1,5 mm)	595070	AS1	28,50
Valve adapter SAB for Danfoss RA2000 Z802	589093	AS1	28,50
Valve adapter SAB for Danfoss RAV Z803	589109	AS1	28,50
Valve adapter SAB for Danfoss RAV-L Z804	589116	AS1	28,50
Valve adapter SAB for Danfoss Z800	589079	AS1	28,50
Valve adapter SAB for Danfoss Z801	589086	AS1	28,50
Valve adapter SAB for Vaillant Z805	615181	AS1	28,50

## Wireless Switches Mini

Energy-harvesting wireless switch for adjusting the (dimming) status of lights and blinds. The EasySens® radio technology offers flexible attachment to glass and plasterboard walls using the adhesive pad or screws.



4-channel blinds, pure white brilliant



2-channel light, aluminium



2-channel blinds, anthracite



### Technical Data

<b>Operating functions</b>	light ON/OFF blind UP/DOWN
<b>Operating elements</b>	<b>2-channel:</b> 1 switch <b>4-channel:</b> 2 switches
<b>Radio technology</b>	EnOcean (IEC 14543-3-10) 868 MHz, 902 MHz
<b>Power supply</b>	maintenance-free electrodynamic energy generator
<b>Enclosure</b>	PC
<b>Colour</b>	pure white brilliant, aluminium painted, anthracite
<b>Operating range temperature</b>	-25..+65 °C
<b>Switch ranges</b>	Thermokon mini
<b>Mounting</b>	surface-mounted flat on base using adhesive foil or screws
<b>Delivery content</b>	incl. adhesive foil for mounting
<b>Notes</b>	price including frame actuation force 7 N, actuation range 2 mm, operating cycle quantity > 50.000

**Wireless switch 2-channel light**

Item description	Item No.	Group	€
Switch Mini 2-channel light pure white brilliant	430647	ES2	76,00
Switch Mini 2-channel light aluminium painted	430661	ES2	76,00
Switch Mini 2-channel light anthracite	430623	ES2	76,00

**Wireless switch 4-channel light**

Item description	Item No.	Group	€
Switch Mini 4-channel light pure white brilliant	430838	ES2	78,60
Switch Mini 4-channel light aluminium painted	430852	ES2	78,60
Switch Mini 4-channel light anthracite	430814	ES2	78,60

**Wireless switch 2-channel blind**

Item description	Item No.	Group	€
Switch Mini 2-channel blind pure white brilliant	430630	ES2	76,00
Switch Mini 2-channel blind aluminium painted	430654	ES2	76,00
Switch Mini 2-channel blind anthracite	430302	ES2	76,00

**Wireless switch 4-channel blind**

Item description	Item No.	Group	€
Switch Mini 4-channel blind pure white brilliant	430821	ES2	78,60
Switch Mini 4-channel blind aluminium painted	430845	ES2	78,60
Switch Mini 4-channel blind anthracite	430807	ES2	78,60

**Options**


Description	€
Special printing on request	
Without printing on request	

## Wireless Switches 55x55

Energy-harvesting wireless switch for adjusting the (dimming) status of lights and blinds. The EasySens® radio technology offers flexible attachment to glass and plasterboard walls using the adhesive pad or screws.



2-channel blinds  
Gira E2 pure white



4-channel light  
Gira E2 aluminium



4-channel blinds  
Gira E2 anthracite



### Technical Data

<b>Operating functions</b>	light ON/OFF blind UP/DOWN
<b>Operating elements</b>	<b>2-channel:</b> 1 switch <b>4-channel:</b> 2 switches
<b>Radio technology</b>	EnOcean (IEC 14543-3-10) 868 MHz
<b>Power supply</b>	maintenance-free electrodynamic energy generator
<b>Enclosure</b>	PC
<b>Colour</b>	pure white brilliant, pure white matt, aluminium, Jung aluminium, anthracite
<b>Operating range temperature</b>	-25..+65 °C
<b>Switch ranges</b>	Berker, Busch-Jaeger, Gira, Jung, Merten, Peha (please specify the desired frame when ordering)
<b>Mounting</b>	surface-mounted flat on base using adhesive foil or screws
<b>Delivery content</b>	incl. adhesive foil for mounting
<b>Notes</b>	actuation force 7 N, actuation range 2 mm, operating cycle quantity > 50.000

**Wireless switch 2-channel light**

Item description	Item No.	On stock	Group	€
Switch 2-channel light 55x55 pure white matt	730167		ES1	82,50
Switch 2-channel light 55x55 pure white brilliant	730372	☉	ES1	82,50
Switch 2-channel light 55x55 aluminium	730419		ES1	82,50
Switch 2-channel light 55x55 Jung aluminium	730457		ES1	82,50
Switch 2-channel light 55x55 anthracite	730495		ES1	82,50

**Wireless switch 4-channel light**

Item description	Item No.	Group	€
Switch 4-channel light 55x55 pure white matt	730181	ES1	85,00
Switch 4-channel light 55x55 pure white brilliant	730389	ES1	85,00
Switch 4-channel light 55x55 aluminium	730426	ES1	85,00
Switch 4-channel light 55x55 Jung aluminium	730464	ES1	85,00
Switch 4-channel light 55x55 anthracite	730501	ES1	85,00

**Wireless switch 2-channel blind**

Item description	Item No.	On stock	Group	€
Switch 2-channel blind 55x55 pure white matt	730235		ES1	82,50
Switch 2-channel blind 55x55 pure white brilliant	730396	☉	ES1	82,50
Switch 2-channel blind 55x55 aluminium	730433		ES1	82,50
Switch 2-channel blind 55x55 Jung aluminium	730471		ES1	82,50
Switch 2-channel blind 55x55 anthracite	730518		ES1	82,50

**Wireless switch 4-channel blind**

Item description	Item No.	Group	€
Switch 4-channel blind 55x55 pure white matt	730365	ES1	85,00
Switch 4-channel blind 55x55 pure white brilliant	730402	ES1	85,00
Switch 4-channel blind 55x55 aluminium	730440	ES1	85,00
Switch 4-channel blind 55x55 Jung aluminium	730488	ES1	85,00
Switch 4-channel blind 55x55 anthracite	730525	ES1	85,00

**Options**

Switch ranges on page 433/434

Description	€
Special printing on request	
Without printing on request	
Switch ranges plastic 55x55: alpin white/polar white/pure white/studio white, anthracite, aluminium (various manufacturers)	5,60
Switch ranges plastic in other colours or dimensions (various manufacturers)	14,90
Switch ranges stainless steel   glass   aluminium (various manufacturers)	47,40

## Wireless Switches BJ 63x63

Energy-harvesting wireless switch for adjusting the (dimming) status of lights and blinds, especially for Busch-Jaeger (63x63mm) designs. The radio technology offers flexible attachment to glass and plasterboard walls using the adhesive pad or screws.



4-channel blinds,  
future® linear studio white



4-channel light,  
future® linear aluminium silver



2-channel blinds,  
future® linear anthracite



### Technical Data

<b>Operating functions</b>	light ON/OFF blind UP/DOWN
<b>Operating elements</b>	<b>2-channel:</b> 1 switch <b>4-channel:</b> 2 switches
<b>Radio technology</b>	EnOcean (IEC 14543-3-10) 868 MHz
<b>Power supply</b>	maintenance-free electrodynamic energy generator
<b>Enclosure</b>	PC
<b>Colour</b>	anthracite, studio white, studio white matt available on request, ivory white alu silver, black matt available on request
<b>Operating range temperature</b>	-25..+65 °C
<b>Switch range Busch-Jaeger</b>	Busch-axcent®, carat®, future® linear, solo® (please specify the desired frame when ordering)
<b>Mounting</b>	surface-mounted flat on base using adhesive foil or screws
<b>Delivery content</b>	incl. adhesive foil for mounting
<b>Notes</b>	actuation force 7 N, actuation range 2 mm, operating cycle quantity > 50.000, frame designs Busch-Jaeger solo®, future® linear and Busch-axcent® at the same price, please ask for carat® Busch-balance® SI see Wireless Switches 55x55



**Wireless switch 2-channel light**

Item description	Item No.	Group	€
Switch 2-channel light BJ63x63 studio white	730532	ES1	85,00
Switch 2-channel light BJ63x63 ivory white	730570	ES1	85,00
Switch 2-channel light BJ63x63 alu silver	730631	ES1	85,00
Switch 2-channel light BJ63x63 anthracite	730754	ES1	85,00

**Wireless switch 4-channel light**

Item description	Item No.	Group	€
Switch 4-channel light BJ63x63 studio white	730549	ES1	87,70
Switch 4-channel light BJ63x63 ivory white	730587	ES1	87,70
Switch 4-channel light BJ63x63 alu silver	730648	ES1	87,70
Switch 4-channel light BJ63x63 anthracite	730761	ES1	87,70

**Wireless switch 2-channel blind**

Item description	Item No.	Group	€
Switch 2-channel blind BJ63x63 studio white	730556	ES1	85,00
Switch 2-channel blind BJ63x63 ivory white	730594	ES1	85,00
Switch 2-channel blind BJ63x63 alu silver	730655	ES1	85,00
Switch 2-channel blind BJ63x63 anthracite	730778	ES1	85,00

**Wireless switch 4-channel blind**

Item description	Item No.	Group	€
Switch 4-channel blind BJ63x63 studio white	730563	ES1	87,70
Switch 4-channel blind BJ63x63 ivory white	730600	ES1	87,70
Switch 4-channel blind BJ63x63 alu silver	730693	ES1	87,70
Switch 4-channel blind BJ63x63 anthracite	730785	ES1	87,70

**Options**

Description	€
Special printing on request	
Without printing on request	
Switch ranges Busch-Jaeger future® linear   solo®   Busch-axcent®	5,60

## Wireless Switches Jung LS 990

Energy-harvesting wireless switch for adjusting the (dimming) status of lights and blinds, especially for JUNG designs. The radio technology offers flexible attachment to glass and plasterboard walls using the adhesive pad or screws.



2-channel light,  
LS 990 light grey



4-channel light,  
LS 990 alpin white



4-channel blinds,  
LS 990 white



### Technical Data

<b>Operating functions</b>	light ON/OFF blind UP/DOWN
<b>Operating elements</b>	<b>2-channel:</b> 1 switch <b>4-channel:</b> 2 switches
<b>Radio technology</b>	EnOcean (IEC 14543-3-10) 868 MHz
<b>Power supply</b>	maintenance-free electrodynamic energy generator
<b>Enclosure</b>	PC
<b>Colour</b>	white, light grey, alpin white
<b>Operating range temperature</b>	-25..+65 °C
<b>Switch range Jung</b>	LS 990
<b>Delivery content</b>	incl. adhesive foil for mounting
<b>Notes</b>	price including frame actuation force 7 N, actuation range 2 mm, operating cycle quantity > 50.000

**Wireless switch 2-channel light**

Item description	Item No.	Group	€
Switch 2-channel light Jung LS 990 white	435390	ES1	127,90
Switch 2-channel light Jung LS 990 alpin white	435376	ES1	127,90
Switch 2-channel light Jung LS 990 light grey	435413	ES1	127,90

**Wireless switch 4-channel light**

Item description	Item No.	Group	€
Switch 4-channel light Jung LS 990 white	435475	ES1	132,60
Switch 4-channel light Jung LS 990 alpin white	435451	ES1	132,60
Switch 4-channel light Jung LS 990 light grey	435499	ES1	132,60

**Wireless switch 2-channel blind**

Item description	Item No.	Group	€
Switch 2-channel blind Jung LS 990 white	435406	ES1	127,90
Switch 2-channel blind Jung LS 990 alpin white	435383	ES1	127,90
Switch 2-channel blind Jung LS 990 light grey	435420	ES1	127,90

**Wireless switch 4-channel blind**

Item description	Item No.	Group	€
Switch 4-channel blind Jung LS 990 white	435482	ES1	132,60
Switch 4-channel blind Jung LS 990 alpin white	435468	ES1	132,60
Switch 4-channel blind Jung LS 990 light grey	435505	ES1	132,60

**Options**

Description	€
Special printing on request	
Without printing on request	

## Hand-helds

The EasySens® hand-held switch works as a remote control for EasySens® receiving actuators or gateways, which can integrate the wireless signals into an existing network and application.



### Technical Data

<b>Operating elements</b>	4 buttons
<b>Radio technology</b>	EnOcean (IEC 14543-3-10) 868 MHz, 902 MHz
<b>Power supply</b>	maintenance-free electrodynamic energy generator
<b>Operating range temperature</b>	-25..+65 °C
<b>Notes</b>	actuation force 7 N, actuation range 2 mm, operating cycle quantity > 50.000

### Hand-held

Item description	Item No.	Group	€
Hand-held switch 4-channel	314602	ES1	116,00

## SR-KCS

Energy-harvesting wireless key card switch for occupancy-based control of lighting or air conditioning in rooms. The self-powered wireless EasySens® radio permits flexible installation on glass surfaces or walls using adhesive pads or screws.




### Technical Data

<b>Radio technology</b>	EnOcean (IEC 14543-3-10) 868 MHz, 902 MHz
<b>Power supply</b>	maintenance-free electrodynamic energy generator
<b>Enclosure</b>	PC
<b>Colour</b>	pure white
<b>Operating ranges temperature</b>	0..+40
<b>Protection (IP)</b>	IP20, according to EN 60529
<b>Mounting</b>	surface-mounted flat on base using adhesive foil or screws
<b>Delivery content</b>	incl. adhesive foil for mounting

### Wireless switch EnOcean (868 MHz)

Item description	Item No.	Group	€
SR-KCS	573573	ES2	95,60





## SR65-DI

The SR65 DI is a wireless transmitter for the binary status of relay inputs. The status of the digital input is transmitted through radio to corresponding remote controllers in the EnOcean network or can be transferred through a gateway to any BUS network. It is often used as a push signal for night-time temperature reduction of heating controllers or ECO/comfort switching.



### Technical Data

<b>Configuration</b>	airConfig
<b>Input</b>	1x input for floating contact, contact resistance max. 1000 Ω
<b>Radio technology</b>	EnOcean (IEC 14543-3-10) 868 MHz, 902 MHz
<b>Power supply</b>	solar cell, maintenance-free internal super cap, battery LS14250 (3,6 V)
<b>Enclosure</b>	PA6.6, with quick lock screws
<b>Colour</b>	pure white, transparent cover
<b>Operating range temperature</b>	-25..+65 °C
<b>Protection (IP)</b>	IP65, according to EN 60529
<b>Connection</b>	cable entry M16 for wire Ø=8 mm, terminal block, max. 1,5 mm <sup>2</sup>
<b>Delivery content</b>	incl. battery LS14250 (3,6 V)

### Notes

to use the free software airConfig (download) a USB stick, which is able to send and receive EnOcean telegrams, is necessary. The EnOcean USB stick (incl. license) is included in airScan (item No. 566704 for 868 MHz) (refer to accessories)

### Wireless binary module

Item description	Item No.	Group	€
SR65-DI	267731	ES2	159,70

### Accessories

Item description	Item No.	Group	€
Battery LS14250	315098	AS1	4,85
EnOcean USB transceiver for airConfig/airScan (incl. airScan license)	566704	NET	111,20



## STC-DO

Bidirectional flush-mounted receiving actuator for EasySens® devices with one relay output. Functions/applications can be individually configured via airConfig software for e.g. heating with PWM, heating ON/OFF, signal contact, status feedback, hygrostat control, heating/cooling with PWM, light ON/OFF or fan speed control. The STC-DO is a universal relay actuator that can be configured through airConfig depending on the application.



### Technical Data

<b>Configuration</b>	airConfig
<b>Radio technology</b>	EnOcean (IEC 14543-3-10) 868 MHz
<b>Power supply</b>	15..24 V = (±10%) SELV, 24 V ~ (±10%) SELV, 100..240 V ~
<b>Power consumption</b>	typ. 1,5 W (24 V =), 3,4 VA (24 V ~), typ. 0,5 VA (230 V ~)
<b>Enclosure</b>	ABS
<b>Colour</b>	red
<b>Operating range temperature</b>	-20..+60 °C
<b>Protection (IP)</b>	IP20, according to EN 60529
<b>Connection</b>	terminal block, max. 1,5 mm <sup>2</sup>
<b>Mounting</b>	flush-mounted in standard EU box (Ø=60 mm, depth min. 45 mm)

### Radio multi-function actuator


Item description	Contr.	Item No.	On stock	Group	€
STC-DO airConfig 24 V	✓	593731	⊖	ES2	164,00
STC-DO airConfig 100..240 V	✓	593748		ES2	164,00

### Accessories

Item description	Item No.	Group	€
EnOcean USB transceiver for airConfig/airScan (incl. airScan license)	566704	NET	111,20

## STC-DO Light

Bidirectional flush-mounted receiving actuator using EnOcean switch telegrams for lighting applications (e.g. light on/off, staircase function, twilight switch, etc.). The functions can be parameterised via a programming button.



### Technical Data

<b>Configuration</b>	buttons
<b>Radio technology</b>	EnOcean (IEC 14543-3-10) 868 MHz
<b>Power supply</b>	100..240 V ~
<b>Power consumption</b>	max. 0,5 mW (standby)
<b>Enclosure</b>	ABS
<b>Colour</b>	red
<b>Operating range temperature</b>	-20..+40 °C
<b>Protection (IP)</b>	IP20, according to EN 60529
<b>Connection</b>	terminal block, max. 1,5 mm <sup>2</sup>
<b>Mounting</b>	flush-mounted in standard EU box (Ø=60 mm, depth min. 45 mm)

### Radio lighting actuator

Item description	Contr.	Item No.	Group	€
STC-DO Light 230 V	✓	568371	ES2	171,40

## STC-DO Blind

Bidirectional flush-mounted receiving actuator for blind applications compatible with EasySens® wireless switches and room operating units. The functions can be parameterised via programming button.



### Technical Data

<b>Configuration</b>	buttons
<b>Radio technology</b>	EnOcean (IEC 14543-3-10) 868 MHz
<b>Power supply</b>	100..240 V ~
<b>Power consumption</b>	max. 0,5 mW (standby)
<b>Enclosure</b>	ABS
<b>Colour</b>	red
<b>Operating range temperature</b>	-20..+40 °C
<b>Protection (IP)</b>	IP20, according to EN 60529
<b>Connection</b>	terminal block, max. 1,5 mm <sup>2</sup>
<b>Mounting</b>	flush-mounted in standard EU box (Ø=60 mm, depth min. 45 mm)

### Radio shading actuator

Item description	Contr.	Item No.	Group	€
STC-DO Blind 230 V	✓	568364	ES2	171,40

## SRC-AO Climate

Unidirectional flush-mounted receiving actuator for room temperature control of proportional heating or cooling valves (type V with 1x 0..10 V), proportional heating and cooling valves (type VV with 2x 0..10 V) or 6-way valves (type 6WV).



### Technical Data

<b>Configuration</b>	buttons
<b>Radio technology</b>	EnOcean (IEC 14543-3-10) 868 MHz, 902 MHz
<b>Power supply</b>	15..24 V = (±10%) SELV, 24 V ~ (±10%) SELV
<b>Power consumption</b>	typ. 1 W (24 V =), 1,5 VA (24 V ~)
<b>Enclosure</b>	ABS
<b>Colour</b>	red
<b>Operating range temperature</b>	-20..+60 °C
<b>Protection (IP)</b>	IP20, according to EN 60529
<b>Connection</b>	terminal block, max. 1,5 mm <sup>2</sup>
<b>Mounting</b>	flush-mounted in standard EU box (Ø=60 mm, depth min. 45 mm)
<b>Notes</b>	up to 32 devices can be learned in, per channel 1 room operating unit + 1 input module for night-time reduction + up to 10 window contacts or window handles can be learned in

### Radio climate actuator

Item description	Contr.	Item No.	Group	€
SRC-AO Climate V	✓	508278	ES2	163,50
SRC-AO Climate 6WV	✓	530255	ES2	163,50
SRC-AO Climate VV	✓	508285	ES2	191,60

## SRC-AO Dim

Unidirectional flush-mounted receiving actuator for dimming up to two 1..10 V or 0..10 V dimming actuators and electronic ballasts (ECGs) through EasySens® wireless switches. The SRC-AO DIM can accommodate up to 32 EasySens® wireless switches.



Technical Data	
Configuration	buttons
Radio technology	EnOcean (IEC 14543-3-10) 868 MHz, 902 MHz
Power supply	15..24 V = (±10%) SELV, 24 V ~ (±10%) SELV
Power consumption	typ. 1 W (24 V =), 1,5 VA (24 V ~)
Enclosure	ABS
Colour	red
Operating range temperature	-20..+60 °C
Protection (IP)	IP20, according to EN 60529
Connection	terminal block, max. 1,5 mm <sup>2</sup>
Mounting	flush-mounted in standard EU box (Ø=60 mm, depth min. 45 mm)
Notes	up to 32 devices can be learned in

Radio dimming actuator					
Item description	Contr.	Item No.	Group	€	
SRC-AO Dim V	✓	499606	ES2	164,00	
SRC-AO Dim VV	✓	502931	ES2	191,60	

## SRC-AO Multi

Unidirectional flush-mounted receiving actuator with two proportional 0..10 V outputs for converting EasySens® wireless sensors such as temperature, temperature setpoint, humidity, etc. into 0..10 V signals.



### Technical Data



<b>Configuration</b>	buttons
<b>Radio technology</b>	EnOcean (IEC 14543-3-10) 868 MHz, 902 MHz
<b>Power supply</b>	15..24 V = ( $\pm 10\%$ ) SELV, 24 V ~ ( $\pm 10\%$ ) SELV
<b>Power consumption</b>	typ. 1 W (24 V =), 1,5 VA (24 V ~)
<b>Enclosure</b>	ABS
<b>Colour</b>	red
<b>Operating range temperature</b>	-20..+60 °C
<b>Protection (IP)</b>	IP20, according to EN 60529
<b>Connection</b>	terminal block, max. 1,5 mm <sup>2</sup>
<b>Mounting</b>	flush-mounted in standard EU box ( $\varnothing=60$ mm, depth min. 45 mm)
<b>Notes</b>	per channel 1 transmitter can be learned in

### Radio multi-function actuator

Item description	Contr.	Item No.	Group	€
SRC-AO Multi V	✓	508315	ES2	164,00
SRC-AO Multi VV	✓	508322	ES2	191,60

## STC-D08

Bidirectional receiving actuator for (DIN) rail mounting with 8 relay outputs (expandable up to 12 relay outputs using the ,STC-PLUS 4DO' expansion module) for the evaluation of EnOcean sensors, switches and room operating units. Suitable for heating/cooling control, fan coil control, light switching, shutter and blind control. The delivery content includes an external antenna for achieving best possible transmission range.



### Technical Data

Configuration	buttons
Radio technology	EnOcean (IEC 14543-3-10) 868 MHz
Power supply	18..24 V = SELV, 24 V ~ (±10%) SELV 100..240 V ~
Power consumption	typ. 2 W (24 V =), 3,5 VA (24 V ~) 3,5 VA
Display	LCD 37,5x31,6 mm
Enclosure	ABS
Colour	light grey
Operating range temperature	0..+60 °C
Protection (IP)	IP20, according to EN 60529
Connection	terminal block, max. 1,5 mm <sup>2</sup>
Mounting	prepared for mounting on DIN rail TS35 (35x7,5 mm) according to EN 60715
Delivery content	incl. external receiving/transmitting antenna (2,5 m) with magnetic base
Notes	magnetic antenna plate for the external antenna recommended to improve radio coverage (see accessories) for inductive and/or capacitive loads, a suitable protective circuit must be provided (varistor, RC element, inrush current limitation, ...)



**Radio multi-relay actuator 100..240 V**

Item description	Item No.	Group	€
STC-DO8 100..240 V type1 heating/cooling	490030	ES2	380,50
STC-DO8 100..240 V type2 fancoil, heating/cooling	490047	ES2	380,50
STC-DO8 100..240 V type3 switch actuator	490054	ES2	380,50

**Radio multi-relay actuator 24 V**

Item description	Item No.	Group	€
STC-DO8 24 V type1 heating/cooling	564458	ES2	380,50
STC-DO8 24 V type2 fancoil, heating/cooling	631495	ES2	380,50
STC-DO8 24 V type3 switch actuator	561273	ES2	380,50

**Extension module**

Item description	Item No.	Group	€
STC-PLUS 4DO	517690	ES2	170,80

**Accessories**

Item description	Item No.	Group	€
Antenna extension 10 m	257206	AS1	66,10
Antenna extension 20 m	257213	AS1	80,40
L-shaped magnetic antenna holder, 180x180 mm	255097	AS1	17,00
Connector STC-DO8 to STC-PLUS 4DO	517577	AS1	8,85

## SRC-ADO

Unidirectional receiving actuator for (DIN) rail mounting with 4 analogue outputs 0..10 V and 2 (max. 4) potential-free relay outputs. For connecting EasySens® sensors, wireless switches, room operating units and wireless window contacts or window handles. Depending on the application, the device can be parameterized via software to control a fan coil unit with change-over, a PI controller for heating/cooling or 1..10 V dimmers or work as an interface between EasySens® wireless sensors and a BMS controller (overwrite wirelessly). The delivery content includes an external antenna for achieving best possible transmission range.



Technical Data	
Configuration	Software/Plug-In for configuration
Radio technology	EnOcean (IEC 14543-3-10) 868 MHz, 902 MHz
Power supply	15..24 V = ( $\pm 10\%$ ) SELV, 24 V ~ ( $\pm 10\%$ ) SELV, 100..240 V ~
Power consumption	typ. 3,5 W (24 V =), 6,5 VA (24 V ~), max. 5 VA (230 V ~)
Display	4 LEDs showing status of the device, 6 LEDs showing status of the device
Enclosure	ABS
Colour	light grey
Operating range temperature	0..+60 °C
Protection (IP)	IP20, according to EN 60529
Connection	terminal block, max. 1,5 mm <sup>2</sup>
Mounting	prepared for mounting on DIN rail TS35 (35x7,5 mm) according to EN 60715
Delivery content	incl. external receiving/transmitting antenna (2,5 m) with magnetic base
Notes	magnetic antenna plate for the external antenna recommended to improve radio coverage (see accessories) for inductive and/or capacitive loads, a suitable protective circuit must be provided (varistor, RC element, inrush current limitation, ...)

**Radio multi actuator 230 V**


Item description	Contr.	Item No.	Group	€
SRC-ADO 4AA/2DO 100..240 V type dimming/heating/cooling	✓	267502	ES2	369,30
SRC-ADO 4AA/2DO 100..240 V type fancoil, change-over	✓	423236	ES2	369,30
SRC-ADO 4AA/4DO 100..240 V type dimming/heating/cooling	✓	273275	ES2	396,90
SRC-ADO 4AA/4DO 100..240 V type fancoil, change-over	✓	423243	ES2	396,90

**Radio multi actuator 24 V**

Item description	Contr.	Item No.	Group	€
SRC-ADO 4AA/2DO 24 V type dimming/heating/cooling	✓	420105	ES2	369,30
SRC-ADO 4AA/2DO 24 V type fancoil, change-over	✓	494816	ES2	369,30
SRC-ADO 4AA/4DO 24 V type dimming/heating/cooling	✓	455428	ES2	396,90
SRC-ADO 4AA/4DO 24 V type fancoil, change-over	✓	502955	ES2	396,90

**Accessories**

Item description	Item No.	Group	€
Antenna extension 10 m	257206	AS1	66,10
Antenna extension 20 m	257213	AS1	80,40
L-shaped magnetic antenna holder, 180x180 mm	255097	AS1	17,00



# LoRaWAN®



LoRaWAN® is a radio technology that is capable of transmitting data over a long distance and even from remote and hard-to-reach locations in an energy-efficient, cost-effective and secure manner. Due to the low energy consumption, the batteries of the sensors are extremely durable and can last for several years.



## Room Operating Units

NOVOS 3 x LRW Temperature, rel. humidity, CO2 106

## Room Sensors

NOVOS 3 LRW Temperature, rel. humidity, CO2 108

MCS LRW Temperature, rel. humidity, CO2 110

## Outdoor Sensors

AGS55+ LRW Temperature 112

FTA54+ LRW Temperature, humidity 114

WSA LRW Temperature, humidity 116

LA+ LRW CO2, VOC, temperature, humidity 118

Li65+ LRW Light, air pressure, temp., humidity 120

## Duct Sensors

AKF10+ LRW Temperature 122

MWF+ LRW Temperature 124

FTK+ LRW Temperature, humidity 126

LK+ LRW CO2, VOC, temperature, humidity 128

## Condensation Sensors

WK02+ LRW Condensation, temperature, humidity 130

## Leakage Sensors

LS02+ ext. LRW Leakage 132

LS02+ flex LRW Leakage 134

## Pressure / Flow Sensors

DPA+ LRW Differential pressure, volume flow 136

## Gateways

Gateway LRW Indoor Femto 140

Gateway LRW Outdoor LORIX One 141

Gateway LRW Outdoor UG65-EA 142

Converter LRW NBnano 143

## NOVOS 3 x LRW

The surface-mounted NOVOS 3 x comes in the NOVOS design with an integrated temperature sensor. Possible operating elements are set point potentiometer, status LED with up to 7 selectable colors and a presence button. It furthermore provides passive outputs to superior control systems. The separate back part with its connection terminals allows pre-wiring. Threshold values and display settings can be individually configured using the Thermokon NOVOSapp.



NOVOS 3 P



NOVOS 3 TD



NOVOS 3 PTD

0..10 V 

Technical Data	
Measured values	temperature, relative humidity, CO2
Operating functions	setpoint adjustment temperature, presence detection
Operating elements	potentiometer (P)
Configuration	App, uConfig, LoRaWAN® Downlink
Radio technology	LoRaWAN® (868 MHz)
Measuring range humidity	0..100% rH non-condensing
Measuring range CO2	0..5000 ppm
Power supply	battery type AA (1x)
Display	RGB LED
Enclosure	PC V0
Colour	pure white, aluminium, black design cover alu or black available (please specify colour when ordering)
Operating range temperature	-35..+70 °C
Protection (IP)	IP20, according to EN 60529
Mounting	flush-mounted on standard EU box (Ø=60 mm), surface-mounted flat on base using adhesive foil or screws
Delivery content	incl. adhesive foil for mounting
Notes	+ surcharge for design cover (mandatory), please select colour

**Wireless room operating unit humidity + temperature – LoRaWAN® (868 MHz)**

Item description	NOVOSapp	Item No.	Group	€
NOVOS 3 P white Temp_rH LRW	✓	811217	LRW1	122,80
NOVOS 3 TD white CO2 Temp_rH LRW	✓	811200	LRW1	202,40
NOVOS 3 PTD white CO2 Temp_rH LRW	✓	811194	LRW1	218,00

**Options**

Description	€
Enclosure in aluminium	12,60
Enclosure in black	12,60
Design cover NOVOS 3 alu	12,60
Design cover NOVOS 3 black	12,60

**Accessories**

Item description	Item No.	Group	€
Fixing kit rawlplugs and screws (2x each)	660945	AS1	1,05
Frame for surface mounting NOVOS 3 / WRF04 pure white	795050	AS1	14,90
Frame for surface mounting NOVOS 3 / WRF04 black	795074	AS1	54,00
Battery ER14505 (lithium 3.6 V AA)	759182	AS1	8,15
Battery VARTA 4906 (1,5 V AA)	459099	AS1	4,85
Adhesive foil for NOVOS 3 SR with inner cut-outs	773386	AS1	2,25

## NOVOS 3 LRW

Room sensor in the NOVOS 3 enclosure for measurement of temperature (also available with passive temperature output), humidity (relative and absolute humidity, enthalpy, dew point), CO2 and mixed gas (VOC) depending on the variant. The maintenance-free sensor contributes to a pleasant room climate and well-being. Typical applications include schools, office buildings, hotels or cinemas. Different parameters can be individually configured via Thermokon NOVOSapp or uConfig. Optionally, operating elements for controlling HVAC systems can be added (see product NOVOS 3 x in the chapter 'Room Operating Units').



0..10 V 

Technical Data	
Measured values	temperature, relative humidity, CO2
Configuration	App, uConfig, LoRaWAN® Downlink
Radio technology	LoRaWAN® (868 MHz)
Measuring range humidity	0..100% rH non-condensing
Measuring range CO2	0..5000 ppm
Power supply	battery type AA (1x)
Display	RGB LED
Enclosure	PC V0
Colour	pure white, aluminium, black design cover alu or black available (please specify colour when ordering)
Operating range temperature	0..50 °C
Protection (IP)	IP20, according to EN 60529
Mounting	flush-mounted on standard EU box (Ø=60 mm), surface-mounted flat on base using adhesive foil or screws
Delivery content	incl. adhesive foil for mounting
Notes	+ surcharge for design cover (mandatory), please select colour



Room sensor humidity + temperature – LoRaWAN® (868 MHz)				
Item description	NOVOSapp	Item No.	Group	€
NOVOS 3 Temp_rH white LRW	✓	811187	LRW1	88,40
NOVOS 3 CO2 Temp_rH white LRW	✓	811170	LRW1	183,60

Options	
Description	€
Enclosure in aluminium	12,60
Enclosure in black	12,60
Design cover NOVOS 3 alu	12,60
Design cover NOVOS 3 black	12,60

Accessories			
Item description	Item No.	Group	€
Fixing kit rawlplugs and screws (2x each)	660945	AS1	1,05
Frame for surface mounting NOVOS 3 / WRF04 pure white	795050	AS1	14,90
Frame for surface mounting NOVOS 3 / WRF04 black	795074	AS1	54,00
Battery ER14505 (lithium 3.6 V AA)	759182	AS1	8,15
Battery VARTA 4906 (1,5 V AA)	459099	AS1	4,85
Adhesive foil for NOVOS 3 SR with inner cut-outs	773386	AS1	2,25

## MCS LRW

LoRaWAN® multi compact sensor for condition monitoring of up to 2 windows or doors and measurement of temperature, humidity, motion and brightness.



MCS LRW  
(State / Temp\_rH)



MCS LRW  
(Lum)



MCS LRW  
(Occ)



MCS LRW  
(Lum / Occ)



### Technical Data


<b>Measured values</b>	<b>State:</b> status <b>Temp_rH:</b> temperature, relative humidity <b>Lum:</b> luminosity <b>Occ:</b> motion, presence
<b>Configuration</b>	App, LoRaWAN® Downlink
<b>Radio technology</b>	LoRaWAN® (868 MHz)
<b>Power supply</b>	battery type AAA
<b>Enclosure</b>	PC V0
<b>Colour</b>	pure white, anthracite
<b>Operating range temperature</b>	0..+40 °C
<b>Protection (IP)</b>	IP20, according to EN 60529
<b>Mounting</b>	surface-mounted flat on base using included adhesive pad or screws
<b>Delivery content</b>	incl. adhesive foil for mounting incl. battery type AAA

### Radio compact room sensor – LoRaWAN® (868 MHz)

Item description	Item No.	Group	€
MCS State white LRW	798204	LRW1	58,70
MCS State temp_rH white LRW	798792	LRW1	81,20
MCS temp_rH white LRW	798211	LRW1	74,30
MCS Lum temp_rH white LRW	798808	LRW1	88,60
MCS Occ temp_rH white LRW	798228	LRW1	114,50
MCS LRW Occ Lum temp_rH white	798815	LRW1	128,90

### Accessories

Item description	Item No.	Group	€
Battery VARTA 4003 (1,5 V AAA)	739351	AS1	4,85



## AGS55+ LRW

Outdoor temperature sensor with external stainless steel probe (fast response) for measuring temperature in outdoor areas, cold rooms, greenhouses, production plants and warehouses. In addition to LoRaWAN®, additional analog voltage outputs are available as interfaces. In radio-shielded mounting locations, an optional external antenna can be used to optimize the radio link between the device and the gateway. A hinged cover and tool-free wiring as well as removable cable entries ensure a quick and easy installation.

0..10 V 

Technical Data	
Measured values	temperature
Configuration	USEapp, uConfig, jumper, LoRaWAN® Downlink
Output voltage	0..10 V or 0..5 V, adjustable via jumper, live-zero configuration via app or uConfig, min. load 10 kΩ
Radio technology	LoRaWAN® (868 MHz)
Output signal temperature	scaling analogue output, -20..+80 °C (default setting) selectable from 4 temperature ranges -50..+50   -20..+80   -15..+35   -10..+120   0..+50   0..+100   0..+160   0..+250 °C, optionally configurable
Power supply	15..35 V = SELV, 19..29 V ~ SELV
Power consumption	max. 2,5 W (24 V =), 4,3 VA (24 V ~)
Material in touch with media	Sensor probe, Ø=6 mm, stainless steel V2A (1.4305)
Enclosure	USE-M, impact- and shock-resistant enclosure with quick-release cover, PC
Colour	pure white
Operating range temperature	-35..+70, °C
Protection (IP)	IP65, according to EN 60529
Connection	removable cable entry M25 with fourfold cable entry for wire with max. Ø=7 mm, removable plug-in terminal, max. 2,5 mm²
Delivery content	incl. mounting base enclosure USE-M pure white incl. mounting set (screws and accessories)
Notes	external antenna available on request

**Outdoor sensor temperature – LoRaWAN® (868 MHz)**

Item description	USEapp	Item No.	Group	€
AGS55+ LRW	✓	797627	LRW2	187,70

**Accessories**

Item description	Item No.	Group	€
Mounting base enclosure USE-M pure white	668354	AS1	9,35
Fixing kit rawlplugs and screws (2x each)	660945	AS1	1,05
Sun/rain protection RS150	103329	AS1	26,80
BLE dongle with micro-USB for devices USE-M / USE-L / NOVOS / thanos EVO	668262	NET	31,30
USB interface for devices USE-M / USE-L / NOVOS / thanos EVO / SR06 LCD	597838	AS1	38,50
Cable entry M20 USE white, sealing insert Flextherm Ø=4,5..9 mm (4 pcs)	752626	AS1	12,00
Sealing insert M20 USE white, Flextherm Ø=4,5..9 mm (10 pcs)	752206	AS1	12,00
Sealing insert M20 USE white, 2x Ø=7 mm (10 pcs)	641333	AS1	12,00
Cable entry M25 USE white, sealing insert 4x Ø=7 mm (4 pcs)	641364	AS1	12,00

## FTA54+ LRW

Outdoor sensor for measuring relative humidity and temperature in HVAC applications, greenhouses, industrial halls and in meteorology. The accuracy of the humidity sensor is 2%. In addition to LoRaWAN®, additional analog voltage outputs are available as interfaces. In radio-shielded mounting locations, an optional external antenna can be used to optimize the radio link between the device and the gateway. A hinged cover and tool-free wiring as well as removable cable entries ensure a quick and easy installation.



0..10 V 

Technical Data	
Measured values	temperature, relative humidity,
Configuration	USEapp, uConfig, jumper, LoRaWAN® Downlink
Output voltage	2x 0..10 V or 0..5 V, adjustable via jumper, live-zero configuration via app or uConfig, min. load 10 kΩ
Radio technology	LoRaWAN® (868 MHz)
Output signal temperature	scaling analogue output: -20..+80 °C (default setting) selectable from 4 temperature ranges -40..+60   0..+50   -20..+80   -15..+35 °C, optionally configurable
Measuring range humidity	0..100% rH non-condensing
Power supply	15..35 V = SELV, 19..29 V ~ SELV
Power consumption	max. 2,5 W (24 V =), 4,3 VA (24 V ~)
Material in touch with media	Pipe, PC, pure white, with filter stainless steel wire mesh
Enclosure	USE-M, impact- and shock-resistant enclosure with quick-release cover, PC
Colour	pure white
Operating range temperature	-20..+70 °C
Protection (IP)	IP65, according to EN 60529
Connection	removable cable entry M25 with fourfold cable entry for wire with max. Ø=7 mm, removable plug-in terminal, max. 2,5 mm <sup>2</sup>
Delivery content	incl. mounting base enclosure USE-M pure white incl. mounting set (screws and accessories) incl. sun/rain protection PC, white
Notes	external antenna available on request

**Outdoor sensor humidity + temperature – LoRaWAN® (868 MHz)**

Item description	USEapp	Item No.	Group	€
FTA54+ LRW	✓	797634	LRW2	297,60

**Accessories**

Item description	Item No.	Group	€
Mounting base enclosure USE-M pure white	668354	AS1	9,35
Mounting kit universal for enclosure USE	698511	AS1	10,40
Filter stainless steel, wire mesh FTK+ / FTA54+ / FTP+ (spare part)	231169	AS1	11,60
BLE dongle with micro-USB for devices USE-M / USE-L / NOVOS / thanos EVO	668262	NET	31,30
USB interface for devices USE-M / USE-L / NOVOS / thanos EVO / SR06 LCD	597838	AS1	38,50
Cable entry M20 USE white, sealing insert Flextherm Ø=4,5..9 mm (4 pcs)	752626	AS1	12,00
Sealing insert M20 USE white, Flextherm Ø=4,5..9 mm (10 pcs)	752206	AS1	12,00
Sealing insert M20 USE white, 2x Ø=7 mm (10 pcs)	641333	AS1	12,00
Cable entry M25 USE white, sealing insert 4x Ø=7 mm (4 pcs)	641364	AS1	12,00

## WSA LRW

Weatherproof humidity and temperature sensor for outdoor applications. The radiation shield protects the sensors from rain, hail and radiated heat. The curved shape of the plates ensure that air can move across the sensors to keep radiated temperature from rooftops and other surrounding surfaces away and guarantee proper measurement. Typical applications are meteorology, greenhouses and industrial environments. In addition to LoRaWAN®, additional analog voltage outputs are available as interfaces.



0..10 V 

Technical Data	
Measured values	temperature, relative humidity
Configuration	USEapp, uConfig, jumper, LoRaWAN® Downlink
Output voltage	2x 0..10 V or 0..5 V, adjustable via jumper, live-zero configuration via app or uConfig, min. load 10 kΩ
Radio technology	LoRaWAN® (868 MHz)
Output signal temperature	scaling analogue output: -20..+80 °C (default setting) selectable from 4 temperature ranges -40..+60   0..+50   -20..+80   -15..+35 °C, optionally configurable
Measuring range humidity	0..100% rH non-condensing
Power supply	15..35 V = SELV, 19..29 V ~ SELV
Power consumption	max. 2,5 W (24 V =), 4,3 VA (24 V ~)
Material in touch with media	Pipe, Ø=19,5 mm, PA6, with filter stainless steel wire mesh weather protection PC, stainless steel
Enclosure	USE-M, impact- and shock-resistant enclosure with quick-release cover, PC
Colour	pure white
Operating range temperature	-20..+70 °C
Protection (IP)	IP65, according to EN 60529
Connection	removable cable entry M25 with fourfold cable entry for wire with max. Ø=7 mm, removable plug-in terminal, max. 2,5 mm <sup>2</sup>
Mounting	mounting at the wall or at a pole
Delivery content	incl. mounting set (screws and accessories)



**Weather protected outdoor sensor humidity + temperature – LoRaWAN® (868 MHz)**

Item description	USEapp	Item No.	Group	€
WSA temp_rH LRW	✓	797801	LRW2	413,40

**Accessories**

Item description	Item No.	Group	€
Filter stainless steel, wire mesh FTK+ / FTA54+ / FTP+ (spare part)	231169	AS1	11,60
Weather protection for FTK+, WSA (replacement)	625241	AS1	80,20
BLE dongle with micro-USB for devices USE-M / USE-L / NOVOS / thanos EVO	668262	NET	31,30
USB interface for devices USE-M / USE-L / NOVOS / thanos EVO / SR06 LCD	597838	AS1	38,50
Cable entry M20 USE white, sealing insert Flextherm Ø=4,5..9 mm (4 pcs)	752626	AS1	12,00
Sealing insert M20 USE white, Flextherm Ø=4,5..9 mm (10 pcs)	752206	AS1	12,00
Sealing insert M20 USE white, 2x Ø=7 mm (10 pcs)	641333	AS1	12,00
Cable entry M25 USE white, sealing insert 4x Ø=7 mm (4 pcs)	641364	AS1	12,00

## LA+ LRW

Air quality sensor for measuring CO<sub>2</sub>, mixed gas (VOC), optionally temperature and humidity outdoors and in areas requiring high IP protection class (e.g. underground stations, tunnels, exhibition halls, cold chains and greenhouses as well as in production halls and warehouses). In addition to LoRaWAN®, additional analog voltage outputs are available as interfaces. In radio-shielded mounting locations, an optional external antenna can be used to optimize the radio link between the device and the gateway.



LA+



LA+ (Temp)



LA+ (Temp\_rH)

0..10 V 

### Technical Data

<b>Measured values</b>	temperature, relative humidity, absolute humidity, enthalpy, dew point, CO <sub>2</sub> , VOC, CO <sub>2</sub> /VOC mix
<b>Configuration</b>	USEapp, uConfig, jumper, LoRaWAN® Downlink <b>CO<sub>2</sub>+VOC</b> : each output can be set to get a variable mix of CO <sub>2</sub> and VOC by configuration via app or uConfig
<b>Output voltage</b>	2x 0..10 V or 0..5 V, adjustable via jumper, live-zero configuration via app or uConfig, min. load 10 kΩ
<b>Radio technology</b>	LoRaWAN® (868 MHz)
<b>Output signal temperature</b>	scaling analogue output: 0..+50 °C (default setting) selectable from 4 temperature ranges -40..+60   0..+50   -20..+80   -15..+35 °C, optionally configurable
<b>Measuring range humidity</b>	0..100% rH non-condensing, 0..85 KJ/kg enthalpy, 0..50   0..80 g/m <sup>3</sup> absolute humidity, 0..+50   -20..+80 °C dew point, optionally configurable
<b>Measuring range CO<sub>2</sub></b>	0..2000 ppm, 0..5000 ppm, optionally configurable
<b>Measuring VOC (mixed gas)</b>	heated metal oxide semiconductor, self-calibration
<b>Power supply</b>	15..35 V = SELV, 19..29 V ~ SELV
<b>Power consumption</b>	max. 2,5 W (24 V =), 4,3 VA (24 V ~)
<b>Material in touch with media</b>	<b>Temp</b> : Sensor probe, stainless steel V2A (1.4305) <b>Temp+rH</b> : Pipe, PC, with filter stainless steel wire mesh
<b>Enclosure</b>	USE-M, impact- and shock-resistant enclosure with quick-release cover, PC
<b>Colour</b>	pure white
<b>Operating range temperature</b>	0..+50 °C
<b>Protection (IP)</b>	IP65, according to EN 60529

Technical Data	
<b>Connection</b>	removable cable entry M25 with fourfold cable entry for wire with max. $\varnothing=7$ mm, removable plug-in terminal, max. 2,5 mm <sup>2</sup>
<b>Delivery content</b>	incl. mounting base enclosure USE-M pure white incl. mounting set (screws and accessories) <b>Temp+rH:</b> incl. sun/rain protection PC, white
<b>Notes</b>	mixed gas sensors detect gases and vapours which can be oxidised (burnt): Body odours, tobacco smoke, exhalations emitted by materials (furniture, carpets, paint, glue ...) external antenna available on request

#### Outdoor sensor CO2 – LoRaWAN® (868 MHz)

Item description	USEapp	Item No.	Group	€
LA+ CO2 temp LRW	✓	797641	LRW2	417,50
LA+ CO2 temp_rH LRW	✓	797658	LRW2	472,80
LA+ VOC temp LRW	✓	797665	LRW2	395,90
LA+ VOC temp_rH LRW	✓	797672	LRW2	437,80
LA+ CO2+VOC LRW	✓	797764	LRW2	491,30
LA+ CO2+VOC temp LRW	✓	797771	LRW2	537,50
LA+ CO2+VOC temp_rH LRW	✓	797788	LRW2	592,80

#### Accessories

Item description	Item No.	Group	€
Mounting base enclosure USE-M pure white	668354	AS1	9,35
Mounting kit universal for enclosure USE	698511	AS1	10,40
BLE dongle with micro-USB for devices USE-M / USE-L / NOVOS / thanos EVO	668262	NET	31,30
USB interface for devices USE-M / USE-L / NOVOS / thanos EVO / SR06 LCD	597838	AS1	38,50
Cable entry M20 USE white, sealing insert Flextherm $\varnothing=4,5..9$ mm (4 pcs)	752626	AS1	12,00
Sealing insert M20 USE white, Flextherm $\varnothing=4,5..9$ mm (10 pcs)	752206	AS1	12,00
Sealing insert M20 USE white, 2x $\varnothing=7$ mm (10 pcs)	641333	AS1	12,00
Cable entry M25 USE white, sealing insert 4x $\varnothing=7$ mm (4 pcs)	641364	AS1	12,00

## Li65+ LRW

Outdoor sensor for measuring light, temperature, humidity and atmospheric pressure in outdoor areas, greenhouses, warehouses or industrial halls. The device has an integrated ambient light sensor with a precise optical filter adapted to the spectral sensitivity of human eyes. A hinged cover and tool-free wiring as well as removable cable entries ensure a quick and easy installation. In addition to LoRaWAN®, additional analog voltage outputs are available as interfaces. In radio-shielded mounting locations, an optional external antenna can be used to optimize the radio link between the device and the gateway.



Li65+



Li65+ Temp\_rH

0..10 V 

Technical Data	
Measured values	temperature, relative humidity, absolute humidity, enthalpy, dew point, luminosity, atmospheric pressure
Configuration	USEapp, uConfig, jumper, LoRaWAN® Downlink
Output voltage	0..10 V or 0..5 V, 2x 0..10 V or 0..5 V, 3x 0..10 V or 0..5 V, 4x 0..10 V or 0..5 V, adjustable via jumper
Radio technology	LoRaWAN® (868 MHz)
Output signal temperature	scaling analogue output: -20..+80 °C (default setting) selectable from 4 temperature ranges -40..+60   0..+50   -20..+80   -15..+35 °C, adjustable at the transducer, optionally configurable
Measuring range humidity	0..100% rH non-condensing
Measuring range light	0..1000 lux (default setting), selectable from 6 ranges 0..200 lux   0..1000 lux   0..2 klux   0..10 klux   0..20 klux   0..50 klux
Measuring range atm. pressure	500..1500 hPa
Power supply	15..35 V = SELV, 19..29 V ~ SELV
Power consumption	typ. 0,6 W (24 V =), 1,5 VA (24 V ~)
Enclosure	USE-M, impact- and shock-resistant enclosure with quick-release cover, PC
Colour	pure white, translucent cover PC
Operating range temperature	-30..+70 °C
Protection (IP)	IP65, according to EN 60529
Connection	removable cable entry M25 with fourfold cable entry for wire with max. Ø=7 mm, removable plug-in terminal, max. 2,5 mm²
Delivery content	incl. mounting base enclosure USE-M pure white incl. mounting set (screws and accessories)
Notes	external antenna available on request

**Outdoor sensor light – LoRaWAN® (868 MHz)**

Item description	USEapp	Item No.	Group	€
Li65+ LRW	✓	797795	LRW2	212,90
Li65+ temp_rH LRW	✓	800181	LRW2	279,80
Li65+ temp_rH_hPa LRW	✓	800198	LRW2	321,70

**Accessories**

Item description	Item No.	Group	€
Mounting base enclosure USE-M pure white	668354	AS1	9,35
Mounting kit universal for enclosure USE	698511	AS1	10,40
BLE dongle with micro-USB for devices USE-M / USE-L / NOVOS / thanos EVO	668262	NET	31,30
USB interface for devices USE-M / USE-L / NOVOS / thanos EVO / SR06 LCD	597838	AS1	38,50
Cable entry M20 USE white, sealing insert Flextherm Ø=4,5..9 mm (4 pcs)	752626	AS1	12,00
Sealing insert M20 USE white, Flextherm Ø=4,5..9 mm (10 pcs)	752206	AS1	12,00
Sealing insert M20 USE white, 2x Ø=7 mm (10 pcs)	641333	AS1	12,00
Cable entry M25 USE white, sealing insert 4x Ø=7 mm (4 pcs)	641364	AS1	12,00



## AKF10+ LRW

Duct sensor for measuring air temperature and other gaseous media (e.g. in ventilation and air conditioning systems). Combined with a thermowell pocket, it can be used as an immersion temperature sensor as well. A hinged cover and tool-free wiring as well as removable cable entries ensure a quick and easy installation. In addition to LoRaWAN®, additional analog voltage outputs are available as interfaces. In radio-shielded mounting locations, an optional external antenna can be used to optimize the radio link between the device and the gateway.

0..10 V 

Technical Data	
Measured values	temperature
Configuration	USEapp, uConfig, jumper, LoRaWAN® Downlink
Output voltage	0..10 V or 0..5 V, adjustable via jumper, live-zero configuration via app or uConfig, min. load 10 kΩ
Radio technology	LoRaWAN® (868 MHz)
Output signal temperature	scaling analogue output: -20..+80 °C (default setting) selectable from 4 temperature ranges -50..+50   -20..+80   -15..+35   -10..+120   0..+50   0..+100   0..+160   0..+250 °C, optionally configurable
Power supply	15..35 V = SELV, 19..29 V ~ SELV
Power consumption	max. 2,5 W (24 V =), 4,3 VA (24 V ~)
Material in touch with media	Sensor probe, Ø=4 mm, Ø=6 mm, stainless steel V4A (1.4571) suitable for usage in aggressive media
Installation length	50 mm, 100 mm, 150 mm, 200 mm, 250 mm, 300 mm, 450 mm
Enclosure	USE-M, impact- and shock-resistant enclosure with quick-release cover, PC
Colour	pure white
Operating range temperature	-50..+160 °C
Protection (IP)	IP65, according to EN 60529
Connection	removable cable entry M25 with fourfold cable entry for wire with max. Ø=7 mm, removable plug-in terminal, max. 2,5 mm²
Mounting	when used as duct sensors: please use mounting flange MF6DS flexible (+90..+120 °C) or MF6 (brass, +120..+260 °C) for use as immersion sensors please use immersion pocket THVADS / THMSDS
Delivery content	incl. mounting flange MF6DS flexible incl. mounting set (screws and accessories)
Notes	external antenna available on request

Duct/immersion sensor -50..+160 °C – LoRaWAN® (868 MHz)				
Item description	USEapp	Item No.	Group	€
AKF10+ LRW 050.06	✓	797818	LRW2	188,80
AKF10+ LRW 100.06	✓	797825	LRW2	189,80
AKF10+ LRW 150.06	✓	797832	LRW2	191,00

Duct/immersion sensor -50..+160 °C – LoRaWAN® (868 MHz)				
Item description	USEapp	Item No.	Group	€
AKF10+ LRW 200.06	✓	797849	LRW2	191,40
AKF10+ LRW 250.06	✓	797856	LRW2	192,90
AKF10+ LRW 300.06	✓	797863	LRW2	193,90
AKF10+ LRW 450.06	✓	797870	LRW2	195,30

Accessories			
Item description	Item No.	Group	€
Mounting base enclosure USE-M pure white	668354	AS1	9,35
Mounting kit universal for enclosure USE	698511	AS1	10,40
BLE dongle with micro-USB for devices USE-M / USE-L / NOVOS / thanos EVO	668262	NET	31,30
USB interface for devices USE-M / USE-L / NOVOS / thanos EVO / SR06 LCD	597838	AS1	38,50
Mounting flange MF6DS flexible (suitable for Ø=6 mm)	669016	AS2	7,55
Mounting flange MF6 brass (suitable for Ø=6 mm)	3407	AS1	7,55
Syringe thermal contact fluid	102308	AS1	1,75
Mounting bracket with cable gland for duct sensors Ø=6 mm	670593	AS1	14,40

Thermowells brass for sensors with pocket Ø=6 mm						
Item description	Length	Inst. length	Item No.	On stock	Group	€
MS-thermowell 50 mm type THMSDS50	50 mm	36 mm	610995	☉	AS2	9,60
MS-thermowell 100 mm type THMSDS100	100 mm	86 mm	611008	☉	AS2	10,90
MS-thermowell 150 mm type THMSDS150	150 mm	136 mm	611015	☉	AS2	11,50
MS-thermowell 200 mm type THMSDS200	200 mm	186 mm	611022	☉	AS2	12,00
MS-thermowell 250 mm type THMSDS250	250 mm	236 mm	611985	☉	AS2	13,70
MS-thermowell 300 mm type THMSDS300	300 mm	286 mm	611039	☉	AS2	14,20
MS-thermowell 450 mm type THMSDS450	450 mm	436 mm	611046	☉	AS2	14,50

Thermowells stainless steel for sensors with pocket Ø=6 mm						
Item description	Length	Inst. length	Item No.	On stock	Group	€
VA-thermowell 50 mm type THVADS50	50 mm	36 mm	611152	☉	AS2	22,50
VA-thermowell 100 mm type THVADS100	100 mm	86 mm	611817	☉	AS2	24,70
VA-thermowell 150 mm type THVADS150	150 mm	136 mm	611824	☉	AS2	26,70
VA-thermowell 200 mm type THVADS200	200 mm	186 mm	611848	☉	AS2	28,00
VA-thermowell 250 mm type THVADS250	250 mm	236 mm	611862	☉	AS2	34,70
VA-thermowell 300 mm type THVADS300	300 mm	286 mm	611879	☉	AS2	36,40
VA-thermowell 450 mm type THVADS450	450 mm	436 mm	611893	☉	AS2	37,60
Pressure screw with sealing PTFE (without silicone) for thermowell pocket THVADS			666473	☉	AS2	21,60

**FTK+ LRW**

Duct sensor for measuring relative humidity and temperature in gaseous media of heating, ventilation and air-conditioning systems as well as clean rooms. The accuracy of the humidity sensor is 2%. A hinged cover and tool-free wiring as well as removable cable entries ensure a quick and easy installation. In addition to LoRaWAN®, additional analog voltage outputs are available as interfaces. In radio-shielded mounting locations, an optional external antenna can be used to optimize the radio link between the device and the gateway.



FTK+ LRW

0..10 V 

Technical Data	
Measured values	temperature, relative humidity, absolute humidity, enthalpy, dew point
Configuration	USEapp, uConfig, jumper, LoRaWAN® Downlink
Output voltage	2x 0..10 V or 0..5 V, adjustable via jumper, live-zero configuration via app or uConfig, min. load 10 kΩ
Radio technology	LoRaWAN® (868 MHz)
Output signal temperature	scaling analogue output: -20..+80 °C (default setting) selectable from 4 temperature ranges -40..+60   0..+50   -20..+80   -15..+35 °C, optionally configurable
Measuring range humidity	0..100% rH non-condensing, 0..85 KJ/kg enthalpy, 0..50   0..80 g/m³ absolute humidity, 0..+50   -20..+80 °C dew point, optionally configurable
Power supply	15..35 V = SELV, 19..29 V ~ SELV
Power consumption	max. 2,5 W (24 V =), 4,3 VA (24 V ~)
Material in touch with media	Pipe, PA6, with filter stainless steel wire mesh, black, Ø=19,5 mm
Installation length	140 mm, 270 mm, 400 mm
Enclosure	USE-M, impact- and shock-resistant enclosure with quick-release cover, PC
Colour	pure white
Operating range temperature	-20..+70 °C
Protection (IP)	IP65, according to EN 60529
Connection	removable cable entry M25 with fourfold cable entry for wire with max. Ø=7 mm, removable plug-in terminal, max. 2,5 mm²
Delivery content	incl. mounting flange incl. mounting set (screws and accessories)
Notes	air speed max. 12 m/s external antenna available on request



**Duct sensor humidity + temperature – LoRaWAN® (868 MHz)**

Item description	USEapp	Item No.	Group	€
FTK+ 140 LRW	✓	797924	LRW2	301,70
FTK+ 270 LRW	✓	797931	LRW2	310,10
FTK+ 400 LRW	✓	797948	LRW2	318,40

**Accessories**

Item description	Item No.	Group	€
BLE dongle with micro-USB for devices USE-M / USE-L / NOVOS / thanos EVO	668262	NET	31,30
USB interface for devices USE-M / USE-L / NOVOS / thanos EVO / SR06 LCD	597838	AS1	38,50
Filter stainless steel, wire mesh FTK+ / FTA54+ / FTP+ (spare part)	231169	AS1	11,60
Mounting flange MF20	612562	AS1	14,00
Weather protection for FTK+, WSA (replacement)	625241	AS1	80,20
Cable entry M20 USE white, sealing insert Flextherm Ø=4,5..9 mm (4 pcs)	752626	AS1	12,00
Sealing insert M20 USE white, Flextherm Ø=4,5..9 mm (10 pcs)	752206	AS1	12,00
Sealing insert M20 USE white, 2x Ø=7 mm (10 pcs)	641333	AS1	12,00
Cable entry M25 USE white, sealing insert 4x Ø=7 mm (4 pcs)	641364	AS1	12,00

## LK+ LRW

The maintenance-free and multi-functional duct air quality sensor measures CO<sub>2</sub>, mixed gas (VOC), temperature and humidity. A hinged cover and tool-free wiring as well as removable cable entries ensure a quick and easy installation. In addition to LoRaWAN®, additional analog voltage outputs are available as interfaces. In radio-shielded mounting locations, an optional external antenna can be used to optimize the radio link between the device and the gateway.



LK+ LRW

0..10 V 

Technical Data	
Measured values	temperature, relative humidity, absolute humidity, enthalpy, dew point, CO <sub>2</sub> , VOC, CO <sub>2</sub> /VOC mix
Configuration	USEapp, uConfig, jumper, LoRaWAN® Downlink <b>CO<sub>2</sub>+VOC</b> : each output can be set to get a variable mix of CO <sub>2</sub> and VOC by configuration via app or uConfig
Output voltage	2x 0..10 V or 0..5 V, adjustable via jumper, live-zero configuration via app or uConfig, min. load 10 kΩ
Radio technology	LoRaWAN® (868 MHz)
Output signal temperature	scaling analogue output: 0..+50 °C (default setting) selectable from 4 temperature ranges -40..+60   0..+50   -20..+80   -15..+35 °C, optionally configurable
Measuring range humidity	0..100% rH non-condensing, 0..85 KJ/kg enthalpy, 0..50   0..80 g/m <sup>3</sup> absolute humidity, 0..+50   -20..+80 °C dew point, optionally configurable
Measuring range CO <sub>2</sub>	0..2000 ppm, 0..5000 ppm, optionally configurable
Measuring VOC (mixed gas)	heated metal oxide semiconductor
Power supply	15..35 V = SELV, 19..29 V ~ SELV
Power consumption	max. 2,5 W (24 V =), 4,3 VA (24 V ~)
Material in touch with media	Pipe, Ø=19,5 mm, black, with filter stainless steel wire mesh
Installation length	180 mm, <b>models without temperature</b> : 150 mm
Enclosure	USE-M, impact- and shock-resistant enclosure with quick-release cover, PC
Colour	pure white
Operating range temperature	0..+50 °C

Technical Data	
Protection (IP)	IP65, according to EN 60529
Connection	removable cable entry M25 with fourfold cable entry for wire with max. $\varnothing=7$ mm, removable plug-in terminal, max. 2,5 mm <sup>2</sup>
Delivery content	incl. mounting flange incl. mounting set (screws and accessories)
Notes	mixed gas sensors detect gases and vapours which can be oxidised (burnt): Body odours, tobacco smoke, exhalations emitted by materials (furniture, carpets, paint, glue ...) air speed 0,3..12 m/s external antenna available on request

#### Duct sensor CO2 – LoRaWAN® (868 MHz)

Item description	USEapp	Item No.	Group	€
LK+ CO2+VOC LRW	✓	797993	LRW2	482,90
LK+ CO2+VOC temp LRW	✓	798006	LRW2	529,10
LK+ CO2+VOC temp_rH LRW	✓	798013	LRW2	571,00
LK+ CO2 temp LRW	✓	797955	LRW2	409,10
LK+ CO2 temp_rH LRW	✓	797962	LRW2	451,00
LK+ VOC temp LRW	✓	797979	LRW2	387,40
LK+ VOC temp_rH LRW	✓	797986	LRW2	429,30

#### Accessories

Item description	Item No.	Group	€
Mounting flange MF20	612562	AS1	14,00
Mounting kit universal for enclosure USE	698511	AS1	10,40
BLE dongle with micro-USB for devices USE-M / USE-L / NOVOS / thanos EVO	668262	NET	31,30
USB interface for devices USE-M / USE-L / NOVOS / thanos EVO / SR06 LCD	597838	AS1	38,50
Cable entry M20 USE white, sealing insert Flextherm $\varnothing=4,5..9$ mm (4 pcs)	752626	AS1	12,00
Sealing insert M20 USE white, Flextherm $\varnothing=4,5..9$ mm (10 pcs)	752206	AS1	12,00
Sealing insert M20 USE white, 2x $\varnothing=7$ mm (10 pcs)	641333	AS1	12,00
Cable entry M25 USE white, sealing insert 4x $\varnothing=7$ mm (4 pcs)	641364	AS1	12,00

## MWF+ LRW

Duct sensor for measuring the average temperature in air ducts. The sensor measures the mean temperature value throughout the entire length. A spring at the connection head reduces vibrations. Mounting angles are included in the delivery content. A hinged cover and tool-free wiring as well as removable cable entries ensure a quick and easy installation. In addition to LoRaWAN®, additional analog voltage outputs are available as interfaces. In radio-shielded mounting locations, an optional external antenna can be used to optimize the radio link between the device and the gateway.



MWF+ LRW

0..10 V 

Technical Data	
Measured values	temperature
Configuration	USEapp, uConfig, jumper, LoRaWAN® Downlink
Output voltage	0..10 V or 0..5 V, adjustable via jumper, live-zero configuration via app or uConfig, min. load 10 kΩ
Radio technology	LoRaWAN® (868 MHz)
Output signal temperature	scaling analogue output: -20..+80 °C (default setting) selectable from 4 temperature ranges -50..+50   -20..+80   -15..+35   -10..+120   0..+50   0..+100   0..+160   0..+250 °C, optionally configurable via app or uConfig
Power supply	15..35 V = SELV, 19..29 V ~ SELV
Power consumption	max. 2,5 W (24 V =), 4,3 VA (24 V ~)
Installation length	3000 mm, 6000 mm
Enclosure	USE-M, impact- and shock-resistant enclosure with quick-release cover, PC
Colour	pure white
Operating range temperature	-50..+80 °C
Protection (IP)	IP65, according to EN 60529
Connection	removable cable entry M25 with fourfold cable entry for wire with max. $\varnothing=7$ mm, removable plug-in terminal, max. 2,5 mm <sup>2</sup>
Delivery content	incl. mounting flange incl. mounting set (screws and accessories) incl. installation set
Notes	external antenna available on request

**Duct averaging sensor -50..+80 °C LoRaWAN® (868 MHz)**

Item description	USEapp	Item No.	Group	€
MWF+ LRW L3000	✓	798020	LRW2	274,60
MWF+ LRW L6000	✓	798037	LRW2	284,40

**Accessories**

Item description	Item No.	Group	€
Mounting base enclosure USE-M pure white	668354	AS1	9,35
Mounting kit universal for enclosure USE	698511	AS1	10,40
BLE dongle with micro-USB for devices USE-M / USE-L / NOVOS / thanos EVO	668262	NET	31,30
USB interface for devices USE-M / USE-L / NOVOS / thanos EVO / SR06 LCD	597838	AS1	38,50
Installation set TFR / MWF+	679466	AS1	10,00
Cable entry M20 USE white, sealing insert Flextherm Ø=4,5..9 mm (4 pcs)	752626	AS1	12,00
Sealing insert M20 USE white, Flextherm Ø=4,5..9 mm (10 pcs)	752206	AS1	12,00
Sealing insert M20 USE white, 2x Ø=7 mm (10 pcs)	641333	AS1	12,00
Cable entry M25 USE white, sealing insert 4x Ø=7 mm (4 pcs)	641364	AS1	12,00

## WK02+ LRW

Condensation sensor with LoRaWAN® interface as well as LED signal and a relay output to prevent condensation on chilled surfaces. For control and monitoring applications or connection to cooling valves to stop the flow of chilled water flow upon condensation. The 'ext.' model uses a 2m remote sensor for a more flexible installation. In radio-shielded mounting locations, an optional external antenna can be used to optimize the radio link between the device and the gateway.



Technical Data	
Measured values	temperature, relative humidity, condensation
Configuration	USEapp, LoRaWAN® Downlink
Output voltage	2x 0..10 V or 0..5 V, adjustable via Thermokon app, live-zero configuration via app, min. load 10 kΩ
Radio technology	LoRaWAN® (868 MHz)
Output signal temperature	scaling analogue output: 0..+50 °C (default setting) selectable from 4 temperature ranges -40..+60   0..+50   -20..+80   -15..+35 °C, optionally configurable
Measuring range humidity	0..100% rH non-condensing
Power supply	<b>24 V:</b> 15..24 V = (±10%) SELV, 24 V ~ (±10%) SELV <b>230 V:</b> 230 V ~ (±10%)
Power consumption	<b>24 V:</b> typ. 0,8 W (24 V =), 1,6 VA (24 V ~) <b>230 V:</b> typ. 3,5 W (230 V ~)
Display	LED green – power supply OK, LED red – condensation
Enclosure	USE-L, impact- and shock-resistant enclosure with quick-release cover, PC
Colour	pure white, transparent cover
Operating range temperature	0..+50 °C
Protection (IP)	IP65, according to EN 60529
Connection	removable cable entry M25 with fourfold cable entry for wire with max. Ø=7 mm, removable plug-in terminal, max. 2,5 mm²
Connection cable	PVC, 0,25 mm², white
Length connection wire	2 m
Delivery content	incl. mounting base enclosure USE-L pure white incl. mounting set (screws and accessories) incl. cable tie 140x3,6 mm incl. syringe thermal contact fluid 2 ml
Notes	external antenna available on request

**Condensation sensor – LoRaWAN® (868 MHz)**

Item description	USEapp	Item No.	Group	€
WK02+ ext LRW 24 V L2000	✓	798181	LRW2	312,40
WK02+ ext LRW 230 V L2000	✓	798198	LRW2	312,40

**Accessories**

Item description	Item No.	Group	€
Mounting base enclosure USE-L pure white	668361	AS1	13,00
Mounting kit universal for enclosure USE	698511	AS1	10,40
BLE dongle with micro-USB for devices USE-M / USE-L / NOVOS / thanos EVO	668262	NET	31,30
Cable entry M20 USE white, sealing insert Flextherm Ø=4,5..9 mm (4 pcs)	752626	AS1	12,00
Sealing insert M20 USE white, Flextherm Ø=4,5..9 mm (10 pcs)	752206	AS1	12,00
Sealing insert M20 USE white, 2x Ø=7 mm (10 pcs)	641333	AS1	12,00
Cable entry M25 USE white, sealing insert 4x Ø=7 mm (4 pcs)	641364	AS1	12,00

**LS02+ ext. LRW**

Leakage detector with relay output and two signalling LEDs designed for alarm, control and monitoring applications of containers, false floors, suspended ceilings or rooms for preventing unintended ingress of water. The remote sensor element enables flexible mounting. This allows the leakage detector to be individually adapted to the existing installation situation or leakage height to be detected. A potential-free switching contact is used for communication with the higher-level control system.



Technical Data	
Measured values	leakage
Configuration	USEapp, LoRaWAN® Downlink
Radio technology	LoRaWAN® (868 MHz)
Power supply	15..24 V = (±10%) SELV, 24 V ~ (±10%) SELV
Power consumption	typ. 0,8 W (24 V =), 1,5 VA (24 V ~)
Material in touch with media	stainless steel V4A (1.4401)
Display	LED green – power supply OK, LED red – alarm, leakage detected
Enclosure	USE-L, impact- and shock-resistant enclosure with quick-release cover, PC
Colour	pure white, transparent cover
Operating range temperature	-35..+90 °C
Protection (IP)	IP65, according to EN 60529
Connection	removable cable entry flextherm M20 for wire Ø=4,5..9 mm removable plug-in terminal, max. 2,5 mm <sup>2</sup>
Connection cable	PVC, 0,25 mm <sup>2</sup>
Length connection wire	5 m
Mounting	level compensation through spring contacts
Delivery content	incl. mounting base enclosure USE-L pure white incl. mounting set (screws and accessories) incl. fixing kit rawplugs and screws (2x each)
Notes	external antenna available on request



**Leakage detector – LoRaWAN® (868 MHz)**

Item description	USEapp	Item No.	Group	€
LS02+ ext LRW L5000	✓	798136	LRW2	234,60

**Accessories**

Item description	Item No.	Group	€
Mounting base enclosure USE-L pure white	668361	AS1	13,00
Mounting kit universal for enclosure USE	698511	AS1	10,40
BLE dongle with micro-USB for devices USE-M / USE-L / NOVOS / thanos EVO	668262	NET	31,30
Fixing kit rawlplugs and screws (2x each)	660945	AS1	1,05
Cable entry M20 USE white, sealing insert Flextherm Ø=4,5..9 mm (4 pcs)	752626	AS1	12,00
Sealing insert M20 USE white, Flextherm Ø=4,5..9 mm (10 pcs)	752206	AS1	12,00
Sealing insert M20 USE white, 2x Ø=7 mm (10 pcs)	641333	AS1	12,00
Cable entry M25 USE white, sealing insert 4x Ø=7 mm (4 pcs)	641364	AS1	12,00

## LS02+ flex LRW

Leakage detector LS02+ flex with relay output and two signalling LEDs designed for alarm, control and monitoring applications of containers, false floors, suspended ceilings or rooms for preventing unintended ingress of water. The type flex detects water or liquid intrusion over the entire length of the sensor rod. A potential-free switching contact is used for communication with the higher-level control system. Thanks to the compact design of the sensor rod, the sensor can be mounted in a variety of places (floors, ceilings, etc.) to save space. The sophisticated and highly flexible insulation braiding also allows direct mounting on water-bearing pipe systems. The sensor rod can easily be shortened on site.



Technical Data	
Measured values	leakage
Configuration	USEapp, LoRaWAN® Downlink
Radio technology	LoRaWAN® (868 MHz)
Power supply	15..24 V = (±10%) SELV, 24 V ~ (±10%) SELV
Power consumption	typ. 0,6 W (24 V =), 1,6 VA (24 V ~)
Material in touch with media	Sensor rod, PVC sheathed with PBT braiding
Installation length	2000 mm, 5000 mm, 20000 mm, 30000 mm
Display	LED green – power supply OK, LED red – alarm, leakage detected
Enclosure	USE-L, impact- and shock-resistant enclosure with quick-release cover, PC
Colour	pure white, transparent cover
Operating range temperature	-20..+60 °C
Protection (IP)	IP65, according to EN 60529
Connection	removable cable entry flextherm M20 for wire Ø=4,5..9 mm removable plug-in terminal, max. 2,5 mm <sup>2</sup>
Mounting	additional fixation of the sensor rod possible with adhesive pads (see accessories)
Delivery content	incl. mounting base enclosure USE-L pure white incl. mounting set (screws and accessories) incl. fixing kit rawplugs and screws (2x each)
Notes	external antenna available on request

**Leakage detector – LoRaWAN® (868 MHz)**

Item description	USEapp	Item No.	Group	€
LS02+ flex LRW L2000	✓	798143	LRW2	272,40
LS02+ flex LRW L5000	✓	798150	LRW2	323,40
LS02+ flex LRW L20m	✓	798167	LRW2	578,40
LS02+ flex LRW L30m	✓	798174	LRW2	748,40

**Accessories**

Item description	Item No.	Group	€
Mounting base enclosure USE-L pure white	668361	AS1	13,00
Mounting kit universal for enclosure USE	698511	AS1	10,40
BLE dongle with micro-USB for devices USE-M / USE-L / NOVOS / thanos EVO	668262	NET	31,30
Fixing kit rawlplugs and screws (2x each)	660945	AS1	1,05
C-clip adhesive pads (5 pieces) – mounting accessories for LS02+ flex	778596	AS1	10,00
Cable entry M20 USE white, sealing insert Flextherm Ø=4,5..9 mm (4 pcs)	752626	AS1	12,00
Sealing insert M20 USE white, Flextherm Ø=4,5..9 mm (10 pcs)	752206	AS1	12,00
Sealing insert M20 USE white, 2x Ø=7 mm (10 pcs)	641333	AS1	12,00
Cable entry M25 USE white, sealing insert 4x Ø=7 mm (4 pcs)	641364	AS1	12,00

## **DPA+ LRW**

Differential pressure transmitter for measuring and monitoring overpressure, underpressure, differential pressure and flow volume of air and other non-aggressive gases in fan and filter systems in duct applications. 8 adjustable pressure and flow volume ranges permit use in HVAC applications of clean rooms, process measurement and controls systems. In addition to LoRaWAN®, additional analog voltage outputs are available as interfaces. In radio-shielded mounting locations, an optional external antenna can be used to optimize the radio link between the device and the gateway. A hinged cover and tool-free wiring as well as removable cable entries ensure a quick and easy installation. 'Dual' versions with 2 independent sensors for up to 2x differential pressures or 2x flow volume in a single enclosure are available. The mounting base (included in the delivery content) can be used to mount the DPA+ on a flat surface or on DIN rail TS35 (35x7,5 mm) in accordance with EN 60715.



DPA+



DPA+ Dual



DPA+  
with additional cable entry  
(refer to mounting accessories USE)




Technical Data	
Measured values	differential pressure, volume flow pressure in Pa or inchWC, volume flow in m <sup>3</sup> /h or cfm optionally configurable via app or uConfig
Configuration	USEapp, DIP switches, LoRaWAN® Downlink
Input	2x input for NTC10k or floating contact (2IN)
Output voltage	2x 0..10 V or 0..5 V, adjustable via jumper, live-zero configuration via app or uConfig, min. load 10 kΩ
Radio technology	LoRaWAN® (868 MHz)
Measuring range pressure	<p><b>DPA250+:</b> 0..+25   0..+50   0..+100   0..+250   -25..+25   -50..+50   -100..+100   -150..+150 Pa, 0..+250 Pa (default setting),</p> <p><b>DPA2500+:</b> -100..+100   0..+100   0..+250   0..+500   0..+1000   0..+1500   0..+2000   0..+2500 Pa, 0..+2500 Pa (default setting)</p> <p><b>DPA7000+:</b> 0..+1000   0..+1500   0..+2000   0..+2500   0..+3000   0..+4000   0..+5000   0..+7000 Pa, 0..+7000 Pa (default setting)</p> <p>selectable at the device</p>
Measuring range velocity	0..750.000 m <sup>3</sup> /h, optionally configurable
Power supply	15..35 V = SELV, 19..29 V ~ SELV
Power consumption	max. 2,5 W (24 V =), 4,3 VA (24 V ~)
Enclosure	USE-L, impact- and shock-resistant enclosure with quick-release cover, PC
Colour	pure white
Operating range temperature	-10..+50 °C
Protection (IP)	IP65, according to EN 60529
Connection	removable cable entry M25 with fourfold cable entry for wire with max. Ø=7 mm, removable plug-in terminal, max. 2,5 mm <sup>2</sup> , inputs max. 1,0 mm <sup>2</sup> pressure connection male Ø=5,0 mm / Ø=6,3 mm connection tube: PVC, soft
Mounting	surface-mounted flat on base using screws prepared for mounting on DIN rail TS35 (35x7,5 mm) according to EN 60715
Delivery content	incl. mounting base enclosure USE-L pure white incl. mounting set (screws and accessories) incl. pressure connection set and 2 m PVC connection hose
Notes	output protection circuit (reverse polarity protected) external antenna available on request

Differential pressure and volume flow transducer LoRaWAN® (868 MHz)				
Item description	USEapp	Item No.	Group	€
DPA2500+ LRW MultiRange	✓	798105	LRW2	219,90
DPA7000+ LRW MultiRange	✓	798112	LRW2	219,90

Dual differential pressure and volume flow transducer LoRaWAN® (868 MHz)				
Item description	USEapp	Item No.	Group	€
DPA2500+ Dual LRW	✓	798129	LRW2	315,10

Options	
Description	€
Automatic zero-point calibration (AZ)	59,70
Automatic zero-point calibration dual (2x AZ)	119,30

Accessories			
Item description	Item No.	Group	€
T-hose connector for pressure hoses Ø=4 mm (10 pcs)	668323	AS1	35,70
Adapter 90° angle for pressure hoses Ø=4 mm	668330	AS1	9,55
Metal duct connector MKS40 (Ø=4 mm, L=40 mm)	265138	AS1	4,85
Metal duct connector MKS100 (Ø=5 mm, L=100 mm)	302531	AS1	5,70
Mounting base enclosure USE-L pure white	668361	AS1	13,00
Mounting kit universal for enclosure USE	698511	AS1	10,40
BLE dongle with micro-USB for devices USE-M / USE-L / NOVOS / thanos EVO	668262	NET	31,30
USB interface for devices USE-M / USE-L / NOVOS / thanos EVO / SR06 LCD	597838	AS1	38,50
Cable entry M20 USE white, sealing insert Flextherm Ø=4,5..9 mm (4 pcs)	752626	AS1	12,00
Sealing insert M20 USE white, Flextherm Ø=4,5..9 mm (10 pcs)	752206	AS1	12,00
Sealing insert M20 USE white, 2x Ø=7 mm (10 pcs)	641333	AS1	12,00
Cable entry M25 USE white, sealing insert 4x Ø=7 mm (4 pcs)	641364	AS1	12,00



## Gateway LRW Indoor Femto

Compact LoRaWAN® indoor gateway with external antenna. The connection to an external network server is made via an Ethernet interface. The gateway can be configured via a web interface.



### Technical Data

<b>Radio technology</b>	LoRaWAN® (868 MHz)
<b>Configuration</b>	web interface
<b>Network technology</b>	TCP/IP
<b>Power supply</b>	external power supply (USB mini), 5 V =, 2 A
<b>Display</b>	4 LEDs showing status of the device
<b>Colour</b>	pure white
<b>Operating range temperature</b>	-10..+55 °C
<b>Connection</b>	USB mini (power supply) RJ45 socket (8P8C) 10/100 MBit/s Ethernet
<b>Delivery content</b>	incl. external power supply

### Gateway LoRaWAN® -> IP

Item description	Item No.	Group	€
Gateway LRW Indoor Femto	806565	LRW1	184,00



## Gateway LRW Outdoor LORIX One

Professional and compact LoRaWAN® outdoor gateway with external antenna. Thanks to the passive PoE connection, the gateway requires only one line for power supply and connection to an external network server. The configuration is done intuitively via an integrated web interface. Various mounting options are available, e.g. for wall or pole mounting.



### Technical Data

<b>Configuration</b>	web interface
<b>Network technology</b>	TCP/IP
<b>Radio technology</b>	LoRaWAN® (868 MHz)
<b>Power supply</b>	24 V =, passive PoE
<b>Power consumption</b>	typ. 3 W (24 V =)
<b>Colour</b>	light grey
<b>Operating range temperature</b>	-30..+55 °C
<b>Protection (IP)</b>	IP65, according to EN 60529
<b>Connection</b>	RJ45 socket (8P8C) 10/100 MBit/s Ethernet
<b>Mounting</b>	mounting at the wall or at a pole
<b>Delivery content</b>	incl. external power supply incl. passive PoE splitter

### Gateway LoRaWAN® -> IP

Item description	Item No.	Group	€
Gateway LRW Outdoor LORIX One	806619	LRW1	1140,20

## Gateway LRW Outdoor UG65-EA

LoRaWAN® outdoor gateway with external antenna and integrated network/application server. A MQTT interface (client) enables direct connection to higher-level systems. The configuration is done intuitively via an integrated web interface.



### Technical Data

<b>Configuration</b>	web interface
<b>Network technology</b>	TCP/IP, MQTT
<b>Radio technology</b>	LoRaWAN® (868 MHz)
<b>Power supply</b>	18..24 V = SELV, PoE
<b>Power consumption</b>	typ. 3 W (24 V =)
<b>Colour</b>	white
<b>Operating range temperature</b>	-40..+70 °C
<b>Protection (IP)</b>	IP65, according to EN 60529
<b>Connection</b>	RJ45 socket (8P8C) 10/100 MBit/s Ethernet
<b>Mounting</b>	mounting at the wall or at a pole
<b>Delivery content</b>	incl. mounting set (screws and accessories), incl. external power supply

### Gateway LoRaWAN® -> IP

Item description	Item No.	Group	€
Gateway LRW Outdoor UG65-EA	810142	LRW1	640,00

## Converter LRW NBnano

Converter for LoRaWAN® data to BACnet IP and Modbus TCP/IP. The NBnano contains a LoRaWAN® network/application server and allows conversion to BACnet IP or Modbus TCP/IP for direct connection to a building management system. External LoRaWAN® gateways, which can be connected to the NBnano, serve as radio receivers.




### Technical Data

<b>Configuration</b>	web interface
<b>Network technology</b>	Modbus TCP/IP, BACnet IP
<b>Radio technology</b>	LoRaWAN® (868 MHz)
<b>Power supply</b>	12 V =
<b>Operating range temperature</b>	-20..+60 °C
<b>Operating ranges temperature</b>	-20..+60
<b>Connection</b>	2x RJ45 socket
<b>Delivery content</b>	incl. external power supply
<b>Notes</b>	optional extension of the possible number of devices (50   200   1000   2000) available

### Gateway LoRaWAN® -> IP

Item description	Item No.	Group	€
Converter LRW NBnano	809160	LRW1	1540,00



# Bluetooth®

Bluetooth® solutions gain more and more importance for modern lighting controls. Thanks to the wireless and batteryless switches of Thermokon 2,4 GHZ-BLE lighting systems can be controlled easily. The switches are ideal for switching and dimming of lights and for the call of lighting scenes.



Bluetooth®



## BLE Switches (Bluetooth® Low Energy)

Mini	BLE switch (battery-free)	146
55x55	BLE switch (battery-free)	148
Busch-Jaeger	BLE switch (battery-free)	150
SR-KCS BLE	BLE key-card switch (battery-free)	152

## Wireless Switches Mini

Energy-harvesting wireless switch for adjusting the (dimming) status of lights and blinds. The EasySens® radio technology offers flexible attachment to glass and plasterboard walls using the adhesive pad or screws.



4-channel blinds, pure white brilliant



2-channel light, aluminium



2-channel blinds, anthracite



Technical Data	
Operating functions	light ON/OFF, blind UP/DOWN
Operating elements	<b>2-channel:</b> 1 switch <b>4-channel:</b> 2 switches
Configuration	NFC-based / DMC
Radio technology	Bluetooth® Low Energy (BLE), Beacon
Power supply	maintenance-free electrodynamic energy generator
Enclosure	PC
Colour	pure white brilliant, aluminium painted, anthracite
Operating range temperature	-25..+65 °C
Switch ranges	Thermokon mini
Mounting	surface-mounted flat on base using adhesive foil or screws
Notes	price including frame actuation force 7 N, actuation range 2 mm, operating cycle quantity > 50.000 configuration interface NFC forum type 2 tag (ISO/IEC 14443 parts 2 and 3) Data Matrix Code (DMC) on the back of the unit for commissioning

**Wireless switch 2-channel light**

Item description	Item No.	Group	€
Switch Mini 2-channel BLE light pure white brilliant	731065	ES2	76,00
Switch Mini 2-channel BLE light aluminium painted	733946	ES2	76,00
Switch Mini 2-channel BLE light anthracite	733953	ES2	76,00

**Wireless switch 4-channel light**

Item description	Item No.	Group	€
Switch Mini 4-channel BLE light pure white brilliant	708425	ES2	78,60
Switch Mini 4-channel BLE light aluminium painted	733960	ES2	78,60
Switch Mini 4-channel BLE light anthracite	733977	ES2	78,60

**Wireless switch 2-channel blind**

Item description	Item No.	Group	€
Switch Mini 2-channel BLE blind pure white brilliant	733984	ES2	76,00
Switch Mini 2-channel BLE blind aluminium painted	733991	ES2	76,00
Switch Mini 2-channel BLE blind anthracite	734004	ES2	76,00

**Wireless switch 4-channel blind**

Item description	Item No.	Group	€
Switch Mini 4-channel BLE blind pure white brilliant	734011	ES2	78,60
Switch Mini 4-channel BLE blind aluminium painted	734028	ES2	78,60
Switch Mini 4-channel BLE blind anthracite	734035	ES2	78,60

**Options**


Description	€
Special printing on request	
Without printing on request	

## Wireless Switches 55x55

Energy-harvesting wireless switch for adjusting the (dimming) status of lights and blinds. The EasySens® radio technology offers flexible attachment to glass and plasterboard walls using the adhesive pad or screws.



2-channel blinds  
Gira E2 pure white



4-channel light  
Gira E2 aluminium



4-channel blinds  
Gira E2 anthracite



Technical Data	
Operating functions	light ON/OFF, blind UP/DOWN
Operating elements	<b>2-channel:</b> 1 switch <b>4-channel:</b> 2 switches
Configuration	NFC-based / DMC
Radio technology	Bluetooth® Low Energy (BLE), Beacon
Power supply	maintenance-free electrodynamic energy generator
Enclosure	PC
Colour	pure white brilliant, pure white matt, aluminium, Jung aluminium, anthracite
Operating range temperature	-25..+65 °C
Switch ranges	Berker, Busch-Jaeger, Gira, Jung, Merten, Peha (please specify the desired frame when ordering)
Mounting	surface-mounted flat on base using adhesive foil or screws
Delivery content	incl. adhesive foil for mounting
Notes	actuation force 7 N, actuation range 2 mm, operating cycle quantity > 50.000 configuration interface NFC forum type 2 tag (ISO/IEC 14443 parts 2 and 3) Data Matrix Code (DMC) on the back of the unit for commissioning



**Wireless switch 2-channel light**

Item description	Item No.	Group	€
Switch 2-channel BLE light 55x55 pure white matt	734042	ES1	82,50
Switch 2-channel BLE light 55x55 pure white brilliant	734288	ES1	82,50
Switch 2-channel BLE light 55x55 aluminium	734318	ES1	82,50
Switch 2-channel BLE light 55x55 Jung aluminium	734325	ES1	82,50
Switch 2-channel BLE light 55x55 anthracite	734332	ES1	82,50

**Wireless switch 4-channel light**

Item description	Item No.	Group	€
Switch 4-channel BLE light 55x55 pure white matt	734066	ES1	85,00
Switch 4-channel BLE light 55x55 pure white brilliant	734349	ES1	85,00
Switch 4-channel BLE light 55x55 aluminium	734356	ES1	85,00
Switch 4-channel BLE light 55x55 Jung aluminium	734363	ES1	85,00
Switch 4-channel BLE light 55x55 anthracite	734370	ES1	85,00

**Wireless switch 2-channel blind**

Item description	Item No.	Group	€
Switch 2-channel BLE blind 55x55 pure white matt	734110	ES1	82,50
Switch 2-channel BLE blind 55x55 pure white brilliant	734387	ES1	82,50
Switch 2-channel BLE blind 55x55 aluminium	734394	ES1	82,50
Switch 2-channel BLE blind 55x55 Jung aluminium	734400	ES1	82,50
Switch 2-channel BLE blind 55x55 anthracite	734417	ES1	82,50

**Wireless switch 4-channel blind**

Item description	Item No.	Group	€
Switch 4-channel BLE blind 55x55 pure white matt	734127	ES1	85,00
Switch 4-channel BLE blind 55x55 pure white brilliant	734424	ES1	85,00
Switch 4-channel BLE blind 55x55 aluminium	734479	ES1	85,00
Switch 4-channel BLE blind 55x55 Jung aluminium	734486	ES1	85,00
Switch 4-channel BLE blind 55x55 anthracite	734493	ES1	85,00

**Options**

Switch ranges on page 433/434

Description	€
Special printing on request	
Without printing on request	
Switch ranges plastic 55x55: alpin white/polar white/pure white/studio white, anthracite, aluminium (various manufacturers)	5,60
Switch ranges plastic in other colours or dimensions (various manufacturers)	14,90
Switch ranges stainless steel   glass   aluminium (various manufacturers)	47,40

## Wireless Switches BJ 63x63

Energy-harvesting wireless switch for adjusting the (dimming) status of lights and blinds, especially for Busch-Jaeger (63x63mm) designs. The radio technology offers flexible attachment to glass and plasterboard walls using the adhesive pad or screws.



4-channel blinds,  
future® linear studio white



4-channel light,  
future® linear aluminium silver



2-channel blinds,  
future® linear anthracite



Technical Data	
Operating functions	light ON/OFF, blind UP/DOWN
Operating elements	<b>2-channel:</b> 1 switch <b>4-channel:</b> 2 switches
Configuration	NFC-based / DMC
Radio technology	Bluetooth® Low Energy (BLE), Beacon
Power supply	maintenance-free electrodynamic energy generator
Enclosure	PC
Colour	anthracite, studio white, studio white matt available on request, ivory white, alu silver black matt available on request
Operating range temperature	-25..+65 °C
Switch range Busch-Jaeger	Busch-axcent®, carat®, future® linear, solo® (please specify the desired frame when ordering)
Mounting	surface-mounted flat on base using adhesive foil or screws
Delivery content	incl. adhesive foil for mounting
Notes	actuation force 7 N, actuation range 2 mm, operating cycle quantity > 50.000 frame designs Busch-Jaeger solo®, future® linear and Busch-axcent® at the same price, please ask for carat® Busch-balance® SI see Wireless Switches 55x55 configuration interface NFC forum type 2 tag (ISO/IEC 14443 parts 2 and 3) Data Matrix Code (DMC) on the back of the unit for commissioning

**Wireless switch 2-channel light**

Item description	Item No.	Group	€
Switch 2-channel BLE light BJ63x63 studio white	734516	ES1	85,00
Switch 2-channel BLE light BJ63x63 ivory white	734547	ES1	85,00
Switch 2-channel BLE light BJ63x63 alu silver	734554	ES1	85,00
Switch 2-channel BLE light BJ63x63 anthracite	734561	ES1	85,00

**Wireless switch 4-channel light**

Item description	Item No.	Group	€
Switch 4-channel BLE light BJ63x63 studio white	734509	ES1	87,70
Switch 4-channel BLE light BJ63x63 ivory white	734578	ES1	87,70
Switch 4-channel BLE light BJ63x63 alu silver	734585	ES1	87,70
Switch 4-channel BLE light BJ63x63 anthracite	734592	ES1	87,70

**Wireless switch 2-channel blind**

Item description	Item No.	Group	€
Switch 2-channel BLE blind BJ63x63 studio white	734615	ES1	85,00
Switch 2-channel BLE blind BJ63x63 ivory white	734622	ES1	85,00
Switch 2-channel BLE blind BJ63x63 alu silver	735049	ES1	85,00
Switch 2-channel BLE blind BJ63x63 anthracite	735056	ES1	85,00

**Wireless switch 4-channel blind**

Item description	Item No.	Group	€
Switch 4-channel BLE blind BJ63x63 studio white	734608	ES1	87,70
Switch 4-channel BLE blind BJ63x63 ivory white	735070	ES1	87,70
Switch 4-channel BLE blind BJ63x63 alu silver	735087	ES1	87,70
Switch 4-channel BLE blind BJ63x63 anthracite	735100	ES1	87,70

**Options**

Description	€
Special printing on request	
Without printing on request	
Switch ranges Busch-Jaeger future® linear   solo®   Busch-axcent®	5,60

## SR-KCS BLE

Energy-harvesting wireless key card switch for occupancy-based control of lighting or air conditioning in rooms. The self-powered wireless EasySens® radio permits flexible installation on glass surfaces or walls using adhesive pads or screws.




Technical Data	
Radio technology	Bluetooth® Low Energy (BLE)
Power supply	maintenance-free electrodynamic energy generator
Enclosure	PC
Colour	pure white
Operating range temperature	-20..+60 °C
Protection (IP)	IP20, according to EN 60529
Mounting	surface-mounted flat on base using adhesive foil or screws
Delivery content	incl. adhesive foil for mounting

Wireless switch			
Item description	Item No.	Group	€
SR-KCS BLE	728126	ES2	95,60

# Room Application

Our room operating units and room sensors enable the measured value acquisition and/or integrated operation of HVAC, lighting and shading in individual room control. Due to the sophisticated appearance and a variety of design options, the devices are particularly suitable for design-oriented facilities.



## Room Operating Units

thanos EVO	Temperature, humidity, CO2, VOC	154
NOVOS Touch	Temperature, humidity, CO2, VOC	160
NOVOS 7	Temperature, humidity, CO2, VOC	164
NOVOS 5 x	Temperature, humidity, CO2, VOC	168
NOVOS 3 x	Temperature, humidity, CO2, VOC	173
NOVOS 3 INC	Temperature, humidity	178
WRF07 x	Temperature, rel. humidity, CO2, VOC	181
WRF06 LCD	Temperature, rel. humidity	186
WRF06 x	Temperature	188
WRF06 INC	Temperature, rel. humidity	190
LCR Touch	Temperature, humidity, VOC	192

## Room Controller

JOY Fancoil	Temperature, rel. humidity	193
JOY HC	Temperature, rel. humidity	196
LCF02 Touch	Temperature	198
LCF02	Temperature	200
LCF Touch	Temperature	202
LCF	Temperature	203
WRF07 RC x	Temperature, rel. humidity, CO2, VOC	204
WRF06 LCD RC	Temperature, rel. humidity	207
WRF06 RC x	Temperature	212
WRF06 RC	Temperature	214
WRF04 RC x	Temperature	217
LCA	Temperature	220
FSR01	Rel. humidity	221

## Room Sensors

NOVOS 5	Temperature, humidity, CO2, VOC	222
NOVOS 3	Temperature, humidity, CO2, VOC	226
NOVOS 7 move	Temperature, rel. humidity, CO2	234
NOVOS 5 move	Temperature, CO2	236
NOVOS 3 move	CO2	238
NOVOS 3 IR	Radiation temperature	240
WRF06	Temperature, rel. humidity, CO2, VOC	242
FTB+	Temperature, humidity	249
WRF06I	Motion	251
WRF04I	Motion	253

## Pendulum Sensors

RPF40/40+	Temperature, radiation temp.	254/255
RPF100/100+	Temperature	257/258
FTP+	Temperature, humidity	260
LP+	CO2, Temperature, humidity	262

## Ceiling Sensors

RDF18	Temperature	265
RDF18+	Temperature, humidity	266
RDF-IR	Radiation temperature	268
MDS	Light, motion, temperature	270
RDI	Motion	271
LDF+	Light	272

## thanos EVO

The high-grade materials and sophisticated design of the thanos EVO make it an outstanding room unit for high-end residential or commercial buildings. With its 4.8" touchscreen and up to 4 integrated sensors (temperature, relative humidity, CO2 and VOC), users can individually adjust multiple HVAC and lighting/blinds features. 2D room graphics make operations even more intuitive. External sensors and inputs enhance the multi-functionality of the thanos EVO.

### thanosEVO



### thanosEVO design





Technical Data	
Measured values	temperature, relative humidity, absolute humidity, enthalpy, dew point, CO <sub>2</sub> , VOC
Operating functions	setpoint adjustment temperature, fan stage adjustment, presence detection, light ON/OFF/DIM, blind UP/DOWN/SET, setup scenarios, ECO function, showing measured value and history
Operating elements	touch screen
Configuration	NOVOSapp, uConfig, BUS, ETS (KNX) (depending on type)
Input	<p><b>BACnet/Modbus:</b> 1x input for floating contact</p> <p><b>KNX/LON:</b> 1x input for NTC10k or floating contact 2x input for floating contact</p>
Network technology	RS485 Modbus, RS485 BACnet (MS/TP), LON FT (free topology), KNX (TP1)
Output signal temperature	0..+50 °C (default setting), selectable from 4 temperature ranges -40..+60   0..+50   -20..+80   -15..+35 °C -50..+50   0..+50   -20..+80   -15..+35 °C, optionally configurable
Measuring range humidity	<p>0..100% rH non-condensing</p> <p>0..85 KJ/kg enthalpy</p> <p>0..50   0..80 g/m<sup>3</sup> absolute humidity</p> <p>0..+50   -20..+80 °C dew point</p> <p>optionally configurable</p>
Measuring range CO <sub>2</sub>	0..2000 ppm, 0..5000 ppm, optionally configurable
Measuring VOC (mixed gas)	heated metal oxide semiconductor
Power supply	<p>24 V = (±10%) SELV, 24 V ~ (±10%) SELV</p> <p><b>KNX/LON:</b> 24 V = (±10%) SELV</p>
Power consumption	<p>typ. 2,5 W (24 V =), 5 VA (24 V ~)</p> <p><b>KNX/LON:</b> typ. 2,5 W (24 V =)</p>
Display	TFT 4,8", 1120x480 px, capacitive touch technology
Enclosure	with thermal separation and sensor channel, PC V0
Colour	pure white, black, design frame anodised aluminium available
Operating range temperature	0..+50 °C
Protection (IP)	IP30, according to EN 60529
Connection	<p>cable entry via rear opening</p> <p><b>BACnet/Modbus:</b> tool-free mountable spring clamp, max. 1,5 mm<sup>2</sup> predetermined breaking point (bottom) or drilling mark (top)</p> <p><b>KNX/LON:</b> removable plug-in terminal, max. Ø=0,8 mm</p>
Mounting	<p>base part can be mounted and wired separately</p> <p><b>BACnet/Modbus:</b> flush-mounted on standard EU box (Ø=60 mm), surface-mounted flat on base using adhesive foil or screws</p> <p><b>KNX/LON:</b> flush-mounted in standard EU box (Ø=60 mm, depth min. 45 mm)</p>
Notes	<b>thanos EVO Design:</b> + surcharge for design frame (mandatory), please select colour mixed gas sensors detect gases and vapours which can be oxidised (burnt): Body odours, tobacco smoke, exhalations emitted by materials (furniture, carpets, paint, glue ...)



Touchscreen room operating unit with up to 4 measured values – RS485 BACnet (MS/TP) – thanos EVO white				
Item description	NOVOSapp	Item No.	Group	€
thanos EVO white temp RS485 BACnet (MS/TP)	✓	766630	RU1	450,00
thanos EVO white temp_rH RS485 BACnet (MS/TP)	✓	780339	RU1	491,90
thanos EVO white CO2 temp_rH RS485 BACnet (MS/TP)	✓	775434	RU1	554,80
thanos EVO white VOC temp_rH RS485 BACnet (MS/TP)	✓	780353	RU1	544,30
thanos EVO white CO2+VOC temp_rH RS485 BACnet (MS/TP)	✓	771368	RU1	607,20

Touchscreen room operating unit with up to 4 measured values – RS485 BACnet (MS/TP) – thanos EVO black				
Item description	NOVOSapp	Item No.	Group	€
thanos EVO black temp RS485 BACnet (MS/TP)	✓	774352	RU1	462,60
thanos EVO black temp_rH RS485 BACnet (MS/TP)	✓	780360	RU1	504,50
thanos EVO black CO2 temp_rH RS485 BACnet (MS/TP)	✓	780377	RU1	567,40
thanos EVO black VOC temp_rH RS485 BACnet (MS/TP)	✓	780384	RU1	556,90
thanos EVO black CO2+VOC temp_rH RS485 BACnet (MS/TP)	✓	771351	RU1	619,80

Touchscreen room operating unit with up to 4 measured values – RS485 BACnet (MS/TP) – thanos EVO Design				
Item description	NOVOSapp	Item No.	Group	€
thanos EVO design black temp RS485 BACnet (MS/TP)	✓	807418	RU1	462,60 *
thanos EVO design black temp_rH RS485 BACnet (MS/TP)	✓	807401	RU1	504,50 *
thanos EVO design black CO2 temp_rH RS485 BACnet (MS/TP)	✓	807395	RU1	567,40 *
thanos EVO design black VOC temp_rH RS485 BACnet (MS/TP)	✓	807388	RU1	556,90 *
thanos EVO design black CO2+VOC temp_rH RS485 BACnet (MS/TP)	✓	807371	RU1	619,80 *

\*

+ surcharge for design frame (mandatory), please select colour	
Description	€
Design frame anodised aluminium (gold, graphite, black or silver)	50,30

Options	
Description	€
Casambi® interface	197,00

Accessories			
Item description	Item No.	Group	€
Fixing kit rawlplugs and screws (2x each)	660945	AS1	1,05
PSU-UP24 – flush-mounted power supply 24 V	645737	AS1	49,40
BLE dongle with micro-USB for devices USE-M / USE-L / NOVOS / thanos EVO	668262	NET	31,30
USB interface for devices USE-M / USE-L / NOVOS / thanos EVO / SR06 LCD	597838	AS1	38,50




**Touchscreen room operating unit with up to 4 measured values – RS485 Modbus – thanos EVO white**

Item description	NOVOSapp	Item No.	Group	€
thanos EVO white temp RS485 Modbus	✓	753913	RU1	450,00
thanos EVO white temp_rH RS485 Modbus	✓	753944	RU1	491,90
thanos EVO white CO2 temp_rH RS485 Modbus	✓	753968	RU1	554,80
thanos EVO white VOC temp_rH RS485 Modbus	✓	753982	RU1	544,30
thanos EVO white CO2+VOC temp_rH RS485 Modbus	✓	754002	RU1	607,20

**Touchscreen room operating unit with up to 4 measured values – RS485 Modbus – thanos EVO black**

Item description	NOVOSapp	Item No.	Group	€
thanos EVO black temp RS485 Modbus	✓	753920	RU1	462,60
thanos EVO black temp_rH RS485 Modbus	✓	753951	RU1	504,50
thanos EVO black CO2 temp_rH RS485 Modbus	✓	753975	RU1	567,40
thanos EVO black VOC temp_rH RS485 Modbus	✓	753999	RU1	556,90
thanos EVO black CO2+VOC temp_rH RS485 Modbus	✓	754019	RU1	619,80

**Touchscreen room operating unit with up to 4 measured values – RS485 Modbus – thanos EVO Design**

Item description	NOVOSapp	Item No.	Group	€
thanos EVO design black temp RS485 Modbus	✓	792639	RU1	462,60 *
thanos EVO design black temp_rH RS485 Modbus	✓	795814	RU1	504,50 *
thanos EVO design black CO2 temp_rH RS485 Modbus	✓	807340	RU1	567,40 *
thanos EVO design black VOC temp_rH RS485 Modbus	✓	807357	RU1	556,90 *
thanos EVO design black CO2+VOC temp_rH RS485 Modbus	✓	801560	RU1	619,80 *

\*

**+ surcharge for design frame (mandatory), please select colour**

Description	€
Design frame anodised aluminium (gold, graphite, black or silver)	50,30

**Options**

Description	€
Casambi® interface	197,00

**Accessories**

Item description	Item No.	Group	€
Fixing kit rawlplugs and screws (2x each)	660945	AS1	1,05
PSU-UP24 – flush-mounted power supply 24 V	645737	AS1	49,40
BLE dongle with micro-USB for devices USE-M / USE-L / NOVOS / thanos EVO	668262	NET	31,30
USB interface for devices USE-M / USE-L / NOVOS / thanos EVO / SR06 LCD	597838	AS1	38,50



Touchscreen room operating unit with up to 4 measured values – KNX – thanos EVO white				
Item description	NOVOSapp	Item No.	Group	€
thanos EVO white temp KNX	✓	780506	RU1	517,00
thanos EVO white temp_rH KNX	✓	780513	RU1	558,90
thanos EVO white CO2 temp_rH KNX	✓	780520	RU1	621,80
thanos EVO white VOC temp_rH KNX	✓	780605	RU1	611,30
thanos EVO white CO2+VOC temp_rH KNX	✓	780551	RU1	674,20

Touchscreen room operating unit with up to 4 measured values – KNX – thanos EVO black				
Item description	NOVOSapp	Item No.	Group	€
thanos EVO black temp KNX	✓	780568	RU1	529,60
thanos EVO black temp_rH KNX	✓	780575	RU1	571,50
thanos EVO black CO2 temp_rH KNX	✓	780599	RU1	634,40
thanos EVO black VOC temp_rH KNX	✓	780537	RU1	623,90
thanos EVO black CO2+VOC temp_rH KNX	✓	780612	RU1	686,80

Touchscreen room operating unit with up to 4 measured values – KNX – thanos EVO Design				
Item description	NOVOSapp	Item No.	Group	€
thanos EVO design black temp KNX	✓	805650	RU1	529,60 *
thanos EVO design black temp_rH KNX	✓	807449	RU1	571,50 *
thanos EVO design black CO2 temp_rH KNX	✓	807432	RU1	634,40 *
thanos EVO design black VOC temp_rH KNX	✓	807425	RU1	623,90 *
thanos EVO design black CO2+VOC temp_rH KNX	✓	805667	RU1	686,80 *

\*

+ surcharge for design frame (mandatory), please select colour	
Description	€
Design frame anodised aluminium (gold, graphite, black or silver)	50,30

Options	
Description	€
Casambi® interface	197,00

Accessories			
Item description	Item No.	Group	€
Fixing kit rawlplugs and screws (2x each)	660945	AS1	1,05
PSU-UP24 – flush-mounted power supply 24 V	645737	AS1	49,40
BLE dongle with micro-USB for devices USE-M / USE-L / NOVOS / thanos EVO	668262	NET	31,30
USB interface for devices USE-M / USE-L / NOVOS / thanos EVO / SR06 LCD	597838	AS1	38,50

## LON

Touchscreen room operating unit with up to 4 measured values – LON – thanos EVO white				
Item description	NOVOSapp	Item No.	Group	€
thanos EVO white temp LON	✓	779333	RU1	583,90
thanos EVO white temp_rH LON	✓	780407	RU1	625,80
thanos EVO white CO2 temp_rH LON	✓	780414	RU1	688,70
thanos EVO white VOC temp_rH LON	✓	780421	RU1	678,20
thanos EVO white CO2+VOC temp_rH LON	✓	780438	RU1	741,10

Touchscreen room operating unit with up to 4 measured values – LON – thanos EVO black				
Item description	NOVOSapp	Item No.	Group	€
thanos EVO black temp LON	✓	780445	RU1	596,50
thanos EVO black temp_rH LON	✓	780452	RU1	638,40
thanos EVO black CO2 temp_rH LON	✓	780476	RU1	701,30
thanos EVO black VOC temp_rH LON	✓	780483	RU1	690,80
thanos EVO black CO2+VOC temp_rH LON	✓	780490	RU1	753,70

Touchscreen room operating unit with up to 4 measured values – LON – thanos EVO Design				
Item description	NOVOSapp	Item No.	Group	€
thanos EVO design black temp LON	✓	807500	RU1	596,50 *
thanos EVO design black temp_rH LON	✓	807494	RU1	638,40 *
thanos EVO design black CO2 temp_rH LON	✓	807487	RU1	701,30 *
thanos EVO design black VOC temp_rH LON	✓	807470	RU1	690,80 *
thanos EVO design black CO2+VOC temp_rH LON	✓	807463	RU1	753,70 *

\*

+ surcharge for design frame (mandatory), please select colour	
Description	€
Design frame anodised aluminium (gold, graphite, black or silver)	50,30

Options	
Description	€
Casambi® interface	197,00

Accessories			
Item description	Item No.	Group	€
Fixing kit rawlplugs and screws (2x each)	660945	AS1	1,05
PSU-UP24 – flush-mounted power supply 24 V	645737	AS1	49,40
BLE dongle with micro-USB for devices USE-M / USE-L / NOVOS / thanos EVO	668262	NET	31,30
USB interface for devices USE-M / USE-L / NOVOS / thanos EVO / SR06 LCD	597838	AS1	38,50

## NOVOS Touch

Covering the 4.8" touchscreen below a real glass surface, the NOVOS Touch is the flagship model of the NOVOS family. With a maximum of up to 4 integrated sensors (temperature, relative humidity, CO2 and VOC) and the possibility of including external values as well, the NOVOS Touch brilliantly combines comfort and energy efficiency. Multiple design options and colors provide individualism for the most diverse applications.





Technical Data	
Measured values	temperature, relative humidity, absolute humidity, enthalpy, dew point, CO <sub>2</sub> , VOC
Operating functions	setpoint adjustment temperature, fan stage adjustment, presence detection, light ON/OFF/DIM, blind UP/DOWN/SET, setup scenarios, ECO function, showing measured value and history
Operating elements	touch screen
Configuration	NOVOSapp, uConfig, BUS, ETS (KNX) (depending on type)
Input	<b>BACnet/Modbus:</b> 1x input for floating contact <b>KNX/LON:</b> 1x input for NTC10k or floating contact 2x input for floating contact
Network technology	RS485 Modbus, RS485 BACnet (MS/TP), LON FT (free topology), KNX (TP1)
Output signal temperature	0..+50 °C (default setting), selectable from 4 temperature ranges -40..+60   0..+50   -20..+80   -15..+35 °C -50..+50   0..+50   -20..+80   -15..+35 °C, optionally configurable
Measuring range humidity	0..100% rH non-condensing 0..85 KJ/kg enthalpy 0..50   0..80 g/m <sup>3</sup> absolute humidity 0..+50   -20..+80 °C dew point optionally configurable
Measuring range CO <sub>2</sub>	0..2000 ppm, 0..5000 ppm, optionally configurable
Measuring VOC (mixed gas)	heated metal oxide semiconductor
Power supply	24 V = (±10%) SELV, 24 V ~ (±10%) SELV <b>KNX/LON:</b> 24 V = (±10%) SELV
Power consumption	typ. 2,5 W (24 V =), 5 VA (24 V ~) <b>KNX/LON:</b> typ. 2,5 W (24 V =)
Display	TFT 4,8", 1120x480 px, capacitive touch technology
Enclosure	with thermal separation and sensor channel, PC V0
Colour	pure white, aluminium, black design cover NOVOS Touch glass black available
Operating range temperature	0..+50 °C
Protection (IP)	IP30, according to EN 60529
Connection	cable entry via rear opening <b>BACnet/Modbus:</b> tool-free mountable spring clamp, max. 1,5 mm <sup>2</sup> predetermined breaking point (bottom) or drilling mark (top) <b>KNX/LON:</b> removable plug-in terminal, max. Ø=0,8 mm
Mounting	base part can be mounted and wired separately <b>BACnet/Modbus:</b> flush-mounted on standard EU box (Ø=60 mm), surface-mounted flat on base using adhesive foil or screws <b>KNX/LON:</b> flush-mounted in standard EU box (Ø=60 mm, depth min. 45 mm)
Notes	mixed gas sensors detect gases and vapours which can be oxidised (burnt): Body odours, tobacco smoke, exhalations emitted by materials (furniture, carpets, paint, glue ...)

**Touchscreen room operating unit with up to 4 measured values RS485 BACnet (MS/TP)**

Item description	NOVOSapp	Item No.	Group	€
NOVOS Touch white temp RS485 BACnet (MS/TP)	✓	778312	RU1	417,80
NOVOS Touch white temp_rH RS485 BACnet (MS/TP)	✓	780704	RU1	459,70
NOVOS Touch white CO2 temp_rH RS485 BACnet (MS/TP)	✓	780735	RU1	522,60
NOVOS Touch white VOC temp_rH RS485 BACnet (MS/TP)	✓	780766	RU1	512,10
NOVOS Touch white CO2+VOC temp_rH RS485 BACnet (MS/TP)	✓	780797	RU1	575,00

**Touchscreen room operating unit with up to 4 measured values RS485 Modbus**

Item description	NOVOSapp	Item No.	Group	€
NOVOS Touch white temp RS485 Modbus	✓	761802	RU1	417,80
NOVOS Touch white temp_rH RS485 Modbus	✓	761819	RU1	459,70
NOVOS Touch white CO2 temp_rH RS485 Modbus	✓	761826	RU1	522,60
NOVOS Touch white VOC temp_rH RS485 Modbus	✓	761833	RU1	512,10
NOVOS Touch white CO2+VOC temp_rH RS485 Modbus	✓	761840	RU1	575,00

**Touchscreen room operating unit with up to 4 measured values KNX**

Item description	NOVOSapp	Item No.	Group	€
NOVOS Touch white temp KNX	✓	780681	RU1	484,80
NOVOS Touch white temp_rH KNX	✓	780711	RU1	526,70
NOVOS Touch white CO2 temp_rH KNX	✓	780742	RU1	589,60
NOVOS Touch white VOC temp_rH KNX	✓	780773	RU1	579,10
NOVOS Touch white CO2+VOC temp_rH KNX	✓	780803	RU1	642,00

**Touchscreen room operating unit with up to 4 measured values LON**

Item description	NOVOSapp	Item No.	Group	€
NOVOS Touch white temp LON	✓	780698	RU1	551,70
NOVOS Touch white temp_rH LON	✓	780728	RU1	593,60
NOVOS Touch white CO2 temp_rH LON	✓	780759	RU1	656,50
NOVOS Touch white VOC temp_rH LON	✓	780780	RU1	646,00
NOVOS Touch white CO2+VOC temp_rH LON	✓	780810	RU1	708,90

Options	
Description	€
Casambi® interface	197,00
Enclosure in aluminium	12,60
Enclosure in black	12,60
Design cover NOVOS Touch glass black	12,60

Accessories			
Item description	Item No.	Group	€
Fixing kit rawlplugs and screws (2x each)	660945	AS1	1,05
PSU-UP24 – flush-mounted power supply 24 V	645737	AS1	49,40
BLE dongle with micro-USB for devices USE-M / USE-L / NOVOS / thanos EVO	668262	NET	31,30
USB interface for devices USE-M / USE-L / NOVOS / thanos EVO / SR06 LCD	597838	AS1	38,50

## NOVOS 7

The NOVOS 7 stands out for its well-known and intuitive user interface using a rotary push button and a 3.5" TFT display. Four favourite buttons allow quick access to frequently used functions such as temperature set point or light control. Blinds and lights can thus be configured accordingly. The NOVOS 7 can be equipped with up to 4 integrated sensors (temperature, relative humidity, CO2 and VOC) and contributes to a comfortable room ambience and energy savings.







Technical Data	
Measured values	temperature, relative humidity, absolute humidity, enthalpy, dew point, CO <sub>2</sub> , VOC
Operating functions	setpoint adjustment temperature, fan stage adjustment, presence detection, light ON/OFF/DIM, blind UP/DOWN/SET, setup scenarios, ECO function, showing measured value and history
Operating elements	rotary push button, 4 favourite buttons
Configuration	NOVOSapp, uConfig, BUS, ETS (KNX) (depending on type)
Input	<p><b>BACnet/Modbus:</b> 1x input for floating contact</p> <p><b>KNX/LON:</b> 1x input for NTC10k or floating contact 2x input for floating contact</p>
Network technology	RS485 Modbus, RS485 BACnet (MS/TP), LON FT (free topology), KNX (TP1)
Output signal temperature	0..+50 °C (default setting), selectable from 4 temperature ranges -40..+60   0..+50   -20..+80   -15..+35 °C -50..+50   0..+50   -20..+80   -15..+35 °C, optionally configurable
Measuring range humidity	<p>0..100% rH non-condensing</p> <p>0..85 KJ/kg enthalpy</p> <p>0.50   0..80 g/m<sup>3</sup> absolute humidity</p> <p>0..+50   -20..+80 °C dew point</p> <p>optionally configurable</p>
Measuring range CO <sub>2</sub>	0..2000 ppm, 0..5000 ppm, optionally configurable
Measuring VOC (mixed gas)	heated metal oxide semiconductor
Power supply	24 V = (±10%) SELV, 24 V ~ (±10%) SELV <b>KNX/LON:</b> 24 V = (±10%) SELV
Power consumption	typ. 2 W (24 V =), 4 VA (24 V ~) <b>KNX/LON:</b> typ. 2 W (24 V =)
Display	TFT 3,5", 320x480 px
Enclosure	PC V0
Colour	pure white, aluminium, black design cover NOVOS 7 glass alu or black available
Operating range temperature	0..+50 °C
Protection (IP)	IP30, according to EN 60529
Connection	<p>cable entry via rear opening</p> <p><b>BACnet/Modbus:</b> tool-free mountable spring clamp, max. 1,5 mm<sup>2</sup> predetermined breaking point (bottom) or drilling mark (top)</p> <p><b>KNX/LON:</b> removable plug-in terminal, max. Ø=0,8 mm</p>
Mounting	<p>base part can be mounted and wired separately</p> <p><b>BACnet/Modbus:</b> flush-mounted on standard EU box (Ø=60 mm), surface-mounted flat on base using adhesive foil or screws</p> <p><b>KNX/LON:</b> flush-mounted in standard EU box (Ø=60 mm, depth min. 45 mm)</p>
Notes	mixed gas sensors detect gases and vapours which can be oxidised (burnt): Body odours, tobacco smoke, exhalations emitted by materials (furniture, carpets, paint, glue ...)

Room operating unit with up to 4 measured values RS485 BACnet (MS/TP)				
Item description	NOVOSapp	Item No.	Group	€
NOVOS 7 white temp RS485 BACnet (MS/TP)	✓	778329	RU1	297,70
NOVOS 7 white temp_rH RS485 BACnet (MS/TP)	✓	780841	RU1	339,60
NOVOS 7 white CO2 temp_rH RS485 BACnet (MS/TP)	✓	769037	RU1	402,50
NOVOS 7 white VOC temp_rH RS485 BACnet (MS/TP)	✓	780896	RU1	392,00
NOVOS 7 white CO2+VOC temp_rH RS485 BACnet (MS/TP)	✓	780926	RU1	454,90

Room operating unit with up to 4 measured values RS485 Modbus				
Item description	NOVOSapp	Item No.	Group	€
NOVOS 7 white temp RS485 Modbus	✓	735018	RU1	297,70
NOVOS 7 white temp_rH RS485 Modbus	✓	735025	RU1	339,60
NOVOS 7 white CO2 temp_rH RS485 Modbus	✓	735032	RU1	402,50
NOVOS 7 white VOC temp_rH RS485 Modbus	✓	735063	RU1	392,00
NOVOS 7 white CO2+VOC temp_rH RS485 Modbus	✓	735094	RU1	454,90

Room operating unit with up to 4 measured values KNX				
Item description	NOVOSapp	Item No.	Group	€
NOVOS 7 white temp KNX	✓	780827	RU1	364,70
NOVOS 7 white temp_rH KNX	✓	780858	RU1	406,60
NOVOS 7 white CO2 temp_rH KNX	✓	780872	RU1	469,50
NOVOS 7 white VOC temp_rH KNX	✓	780902	RU1	459,00
NOVOS 7 white CO2+VOC temp_rH KNX	✓	780933	RU1	521,90

Room operating unit with up to 4 measured values LON				
Item description	NOVOSapp	Item No.	Group	€
NOVOS 7 white temp LON	✓	780834	RU1	431,60
NOVOS 7 white temp_rH LON	✓	780865	RU1	473,50
NOVOS 7 white CO2 temp_rH LON	✓	780889	RU1	536,40
NOVOS 7 white VOC temp_rH LON	✓	780919	RU1	525,90
NOVOS 7 white CO2+VOC temp_rH LON	✓	780957	RU1	588,80

Options	
Description	€
Casambi® interface	197,00
Colour aluminium	25,20
Colour black	25,20

Accessories			
Item description	Item No.	Group	€
Fixing kit rawlplugs and screws (2x each)	660945	AS1	1,05
PSU-UP24 – flush-mounted power supply 24 V	645737	AS1	49,40
BLE dongle with micro-USB for devices USE-M / USE-L / NOVOS / thanos EVO	668262	NET	31,30
USB interface for devices USE-M / USE-L / NOVOS / thanos EVO / SR06 LCD	597838	AS1	38,50

## NOVOS 5 x

The surface-mounted NOVOS 5 x comes in the NOVOS design with an integrated temperature sensor. Possible operating elements are set point potentiometer, status LED with up to 7 selectable colors, rotary switch for fan stage control and a presence button. The connection terminal in the back part allows for pre-wiring. The device is furthermore available with an LCD and integrated traffic light function for indicating the status of measured values. Threshold values and display settings can be individually configured using the Thermokon NOVOSapp.

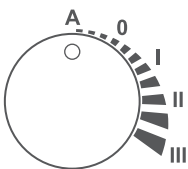


NOVOS 5 S

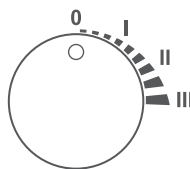


NOVOS 5 PSTD

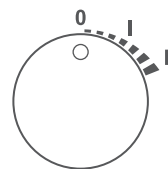
### Labelling fan stages (FSx)



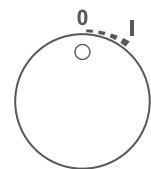
Auto – 0 – 1 – 2 – 3  
(FS5)



0 – 1 – 2 – 3  
(FS4)



0 – 1 – 2  
(FS3)



0 – 1  
(FS2)

Technical Data	
Measured values	temperature, relative humidity, absolute humidity, enthalpy, dew point, CO <sub>2</sub> , VOC
Operating functions	setpoint adjustment temperature, fan stage adjustment, max. 5 stages, presence detection
Operating elements	potentiometer (P), rotary switch (S), button (T) with LED 24 V =
Configuration	NOVOSapp, uConfig, BUS, jumper, ETS (KNX) (depending on type)
Input	<p><b>BACnet/Modbus:</b> 1x input for floating contact</p> <p><b>KNX:</b> 1x input for NTC10k or floating contact 2x input for floating contact</p>
Network technology	RS485 Modbus, RS485 BACnet (MS/TP), KNX (TP1)
Output signal temperature	0..+50 °C (default setting), selectable from 4 temperature ranges -40..+60   0..+50   -20..+80   -15..+35 °C -50..+50   0..+50   -20..+80   -15..+35 °C
Measuring range humidity	0..100% rH non-condensing, 0..85 KJ/kg enthalpy, 0..50   0..80 g/m <sup>3</sup> absolute humidity, 0..+50   -20..+80 °C dew point, optionally configurable
Measuring range CO <sub>2</sub>	0..2000 ppm, 0..5000 ppm, optionally configurable
Measuring VOC (mixed gas)	heated metal oxide semiconductor
Power supply	15..35 V = SELV, 19..29 V ~ SELV   <b>KNX:</b> 24 V = (±10%) SELV
Power consumption	typ. 0,4 W (24 V =), 0,8 VA (24 V ~)   <b>KNX:</b> typ. 0,4 W (24 V =)
Display	LCD 29x35 mm, RGB backlight, with traffic light function, threshold values configurable, optionally configurable via app or uConfig
Enclosure	PC V0
Colour	pure white, aluminium, black
Operating range temperature	-35..+70 °C
Protection (IP)	IP30, according to EN 60529
Connection	<p>cable entry via rear opening</p> <p><b>passive/TRV/BACnet/Modbus:</b> tool-free mountable spring clamp, max. 1,5 mm<sup>2</sup> predetermined breaking point (bottom) or drilling mark (top)</p> <p><b>KNX:</b> removable plug-in terminal, max. Ø=0,8 mm</p>
Mounting	<p>base part can be mounted and wired separately</p> <p><b>passive/TRV/BACnet/Modbus:</b> flush-mounted on standard EU box (Ø=60 mm), surface-mounted flat on base using adhesive foil or screws</p> <p><b>KNX:</b> flush-mounted in standard EU box (Ø=60 mm, depth min. 45 mm)</p>

Room operating unit temperature passive S			
Item description	Item No.	Group	€
NOVOS 5 S white without sensor, FS5	730082	RU3	86,40
NOVOS 5 S white temp PT100, FS5	730129	RU3	94,90
NOVOS 5 S white temp PT1000, FS5	730150	RU3	97,40
NOVOS 5 S white temp PT1000 1/3 DIN, FS5	730204	RU3	101,30
NOVOS 5 S white temp Ni1000, FS5	730273	RU3	97,10
NOVOS 5 S white temp Ni1000TK5000, FS5	730303	RU3	101,30
NOVOS 5 S white temp NTC10k, FS5	730334	RU3	93,40

Room operating unit temperature passive PSTD			
Item description	Item No.	Group	€
NOVOS 5 PSTD white without sensor, 10 kOhm, FS5	730112	RU3	113,90
NOVOS 5 PSTD white temp PT100, 10 kOhm, FS5	730143	RU3	122,40
NOVOS 5 PSTD white temp PT1000, 10 kOhm, FS5	730198	RU3	124,90
NOVOS 5 PSTD white temp PT1000 1/3 DIN, 10 kOhm, FS5	730228	RU3	128,80
NOVOS 5 PSTD white temp Ni1000, 10 kOhm, FS5	730297	RU3	124,60
NOVOS 5 PSTD white temp Ni1000TK5000, 10 kOhm, FS5	730327	RU3	128,80
NOVOS 5 PSTD white temp NTC10k, 10 kOhm, FS5	730358	RU3	120,90

Options	Labelling fan stages on page 168
Description	€
Rotary switch S with 2/3/4 fan stages (FS2/FS3/FS4)	13,50
LCD 29x35 mm, RGB backlight	45,10
Colour aluminium	25,20
Colour black	25,20

Accessories			
Item description	Item No.	Group	€
Fixing kit rawlplugs and screws (2x each)	660945	AS1	1,05

**NOVOS 5 x TRV**

Room operating unit temperature active 0..10 (0..5) V				
Item description	NOVOSapp	Item No.	Group	€
NOVOS 5 S white temp TRV, FS5	✓	734936	RU3	177,40
NOVOS 5 PSTD white temp TRV, pot_active, FS5	✓	734943	RU3	204,80


**NOVOS 5 x BUS**

Room operating unit temperature RS485 BACnet (MS/TP)				
Item description	NOVOSapp	Item No.	Group	€
NOVOS 5 S white temp RS485 BACnet (MS/TP), FS5	✓	754217	RU2	219,70
NOVOS 5 PSTD white temp RS485 BACnet (MS/TP), FS5	✓	754255	RU2	247,10

Room operating unit temperature RS485 Modbus				
Item description	NOVOSapp	Item No.	Group	€
NOVOS 5 S white temp RS485 Modbus, FS5	✓	734974	RU2	219,70
NOVOS 5 PSTD white temp RS485 Modbus, FS5	✓	734981	RU2	247,10

Options	Labelling fan stages on page 168
Description	€
Rotary switch S with 2/3/4 fan stages (FS2/FS3/FS4)	13,50
LCD 29x35 mm, RGB backlight	45,10
Colour aluminium	25,20
Colour black	25,20
Add for additional humidity sensor	41,90
Add for additional CO2+VOC sensor	188,60
Add for additional CO2 sensor	136,20
Add for additional VOC sensor	125,70

Accessories			
Item description	Item No.	Group	€
Fixing kit rawlplugs and screws (2x each)	660945	AS1	1,05
PSU-UP24 – flush-mounted power supply 24 V	645737	AS1	49,40
BLE dongle with micro-USB for devices USE-M / USE-L / NOVOS / thanos EVO	668262	NET	31,30
USB interface for devices USE-M / USE-L / NOVOS / thanos EVO / SR06 LCD	597838	AS1	38,50





## NOVOS 3 x

The surface-mounted NOVOS 3 x comes in the NOVOS design with an integrated temperature sensor. Possible operating elements are set point potentiometer, status LED with up to 7 selectable colors and a presence button. It furthermore provides passive outputs to superior control systems. The separate back part with its connection terminals allows pre-wiring. Threshold values and display settings can be individually configured using the Thermokon NOVOSapp.



NOVOS 3 P



NOVOS 3 TD



NOVOS 3 PTD

passive / 0..10 V   

Technical Data	
Measured values	temperature, relative humidity, absolute humidity, enthalpy, dew point, CO <sub>2</sub> , VOC
Operating functions	setpoint adjustment temperature, presence detection
Operating elements	potentiometer (P), button (T) with LED 24 V =
Configuration	NOVOSapp, uConfig, BUS, jumper, ETS (KNX) (depending on type)
Input	<b>BACnet/Modbus:</b> 1x input for floating contact <b>KNX:</b> 1x input for NTC10k or floating contact 2x input for floating contact
Network technology	RS485 Modbus, RS485 BACnet (MS/TP), KNX (TP1)
Output signal temperature	0..+50 °C (default setting), selectable from 4 temperature ranges -40..+60   0..+50   -20..+80   -15..+35 °C -50..+50   0..+50   -20..+80   -15..+35 °C
Measuring range humidity	0..100% rH non-condensing, 0..85 KJ/kg enthalpy, 0..50   0..80 g/m <sup>3</sup> absolute humidity, 0..+50   -20..+80 °C dew point, optionally configurable
Measuring range CO <sub>2</sub>	0..2000 ppm, 0..5000 ppm, optionally configurable
Measuring VOC (mixed gas)	heated metal oxide semiconductor
Power supply	15..35 V = SELV, 19..29 V ~ SELV <b>KNX:</b> 24 V = (±10%) SELV, supply via BUS: 29 V = SELV
Power consumption	typ. 0,4 W (24 V =), 0,8 VA (24 V ~)   <b>KNX:</b> typ. 0,4 W (24 V =)
Display	<b>TD / PTD:</b> RGB LED
Enclosure	PC V0
Colour	pure white, aluminium, black design cover alu or black available (please specify colour when ordering)
Operating range temperature	-35..+70 °C

Technical Data	
<b>Protection (IP)</b>	IP20, according to EN 60529
<b>Connection</b>	cable entry via rear opening <b>passive/TRV/BACnet/Modbus:</b> tool-free mountable spring clamp, max. 1,5 mm <sup>2</sup> predetermined breaking point (bottom) or drilling mark (top) <b>KNX:</b> removable plug-in terminal, max. Ø=0,8 mm
<b>Mounting</b>	base part can be mounted and wired separately <b>passive/TRV/BACnet/Modbus:</b> flush-mounted on standard EU box (Ø=60 mm), surface-mounted flat on base using adhesive foil or screws <b>KNX:</b> flush-mounted in standard EU box (Ø=60 mm, depth min. 45 mm)

Room operating unit temperature passive without sensor			
Item description	Item No.	Group	€
NOVOS 3 P white without sensor, 10 kOhm	729574	RU3	38,90
NOVOS 3 P white design without sensor, 10 kOhm	729628	RU3	38,90
NOVOS 3 TD white without sensor	729604	RU3	44,10
NOVOS 3 TD white design temp without sensor	729635	RU3	44,10
NOVOS 3 PTD white without sensor, 10 kOhm	729611	RU3	59,90
NOVOS 3 PTD white design without sensor, 10 kOhm	729642	RU3	59,90

Room operating unit temperature passive PT100 DIN cl. B			
Item description	Item No.	Group	€
NOVOS 3 P white temp PT100, 10 kOhm	729659	RU3	47,40
NOVOS 3 P white design temp PT100, 10 kOhm	729680	RU3	47,40
NOVOS 3 TD white temp PT100	729666	RU3	52,60
NOVOS 3 TD white design temp PT100	729697	RU3	52,60
NOVOS 3 PTD white temp PT100, 10 kOhm	729673	RU3	68,40
NOVOS 3 PTD white design temp PT100, 10 kOhm	729703	RU3	68,40

Room operating unit temperature passive PT1000 DIN cl. B			
Item description	Item No.	Group	€
NOVOS 3 P white temp PT1000, 10 kOhm	729727	RU3	49,90
NOVOS 3 P white design temp PT1000, 10 kOhm	729758	RU3	49,90
NOVOS 3 TD white temp PT1000	729734	RU3	55,10
NOVOS 3 TD white design temp PT1000	729765	RU3	55,10
NOVOS 3 PTD white temp PT1000, 10 kOhm	729741	RU3	70,90
NOVOS 3 PTD white design temp PT1000, 10 kOhm	729772	RU3	70,90

Room operating unit temperature passive PT1000 1/3 DIN			
Item description	Item No.	Group	€
NOVOS 3 P white temp PT1000 1/3 DIN, 10 kOhm	729789	RU3	53,80
NOVOS 3 P white design temp PT1000 1/3 DIN, 10 kOhm	729826	RU3	53,80
NOVOS 3 TD white temp PT1000 1/3 DIN	729796	RU3	59,00
NOVOS 3 TD white design temp PT1000 1/3 DIN	729833	RU3	59,00
NOVOS 3 PTD white temp PT1000 1/3 DIN, 10 kOhm	729802	RU3	74,80
NOVOS 3 PTD white design temp PT1000 1/3 DIN, 10 kOhm	729857	RU3	74,80

Room operating unit temperature passive Ni1000 DIN cl. B			
Item description	Item No.	Group	€
NOVOS 3 P white temp Ni1000, 10 kOhm	729864	RU3	49,60
NOVOS 3 P white design temp Ni1000, 10 kOhm	729901	RU3	49,60
NOVOS 3 TD white temp Ni1000	729871	RU3	54,80
NOVOS 3 TD white design temp Ni1000	729918	RU3	54,80
NOVOS 3 PTD white temp Ni1000, 10 kOhm	729895	RU3	70,60
NOVOS 3 PTD white design temp Ni1000, 10 kOhm	729925	RU3	70,60

Room operating unit temperature passive Ni1000TK5000			
Item description	Item No.	Group	€
NOVOS 3 P white temp Ni1000TK5000, 10 kOhm	729932	RU3	53,80
NOVOS 3 P white design temp Ni1000TK5000, 10 kOhm	729963	RU3	53,80
NOVOS 3 TD white temp Ni1000TK5000	729949	RU3	59,00
NOVOS 3 TD white design temp Ni1000TK5000	729970	RU3	59,00
NOVOS 3 PTD white temp Ni1000TK5000, 10 kOhm	729956	RU3	74,80
NOVOS 3 PTD white design temp Ni1000TK5000, 10 kOhm	729987	RU3	74,80

Room operating unit temperature passive NTC10k			
Item description	Item No.	Group	€
NOVOS 3 P white temp NTC10k, 10 kOhm	729994	RU3	45,90
NOVOS 3 P white design temp NTC10k, 10 kOhm	730037	RU3	45,90
NOVOS 3 TD white temp NTC10k	730013	RU3	51,10
NOVOS 3 TD white design temp NTC10k	730044	RU3	51,10
NOVOS 3 PTD white temp NTC10k, 10 kOhm	730020	RU3	66,90
NOVOS 3 PTD white design temp NTC10k, 10 kOhm	730051	RU3	66,90

Options	
Description	€
Passive potentiometer 1 kΩ (poti_1k) or 5 kΩ (Poti_5k), for other values please request	0,00
Active potentiometer 0..10 V (poti_active)	27,30
Enclosure in aluminium	12,60
Enclosure in black	12,60
Design cover NOVOS 3 alu	12,60
Design cover NOVOS 3 black	12,60
Add to price of NTC10k for sensor NTC10k Precon   NTC10k Carel   NTC1,8k   NTC5k   NTC20k	0,00
Add to price of NTC10k for sensor LM235Z	2,00

Accessories			
Item description	Item No.	Group	€
Fixing kit rawlplugs and screws (2x each)	660945	AS1	1,05
Frame for surface mounting NOVOS 3 / WRF04 pure white	795050	AS1	14,90

## NOVOS 3 x TRV

Room operating unit temperature active 0..10 (0..5) V				
Item description	NOVOSapp	Item No.	Group	€
NOVOS 3 P white temp TRV, pot_active	✓	734691	RU3	113,00
NOVOS 3 P white design temp TRV, pot_active	✓	734806	RU3	113,00
NOVOS 3 TD white temp TRV	✓	734714	RU3	118,20
NOVOS 3 TD white design temp TRV	✓	734837	RU3	118,20
NOVOS 3 PTD white temp TRV, pot_active	✓	734776	RU3	134,00
NOVOS 3 PTD white design temp TRV, pot_active	✓	734844	RU3	134,00

## NOVOS 3 x BUS

Room operating unit temperature RS485 BACnet (MS/TP)				
Item description	NOVOSapp	Item No.	Group	€
NOVOS 3 P white temp RS485 BACnet (MS/TP)	✓	754453	RU2	129,80
NOVOS 3 P white design temp RS485 BACnet (MS/TP)	✓	754484	RU2	129,80
NOVOS 3 TD white temp RS485 BACnet (MS/TP)	✓	754460	RU2	135,00
NOVOS 3 TD white design temp RS485 BACnet (MS/TP)	✓	754491	RU2	135,00
NOVOS 3 PTD white temp RS485 BACnet (MS/TP)	✓	754477	RU2	150,80
NOVOS 3 PTD white design temp RS485 BACnet (MS/TP)	✓	754507	RU2	150,80

Room operating unit temperature RS485 Modbus				
Item description	NOVOSapp	Item No.	Group	€
NOVOS 3 P white temp RS485 Modbus	✓	734851	RU2	129,80
NOVOS 3 P white design temp RS485 Modbus	✓	734905	RU2	129,80
NOVOS 3 TD white temp RS485 Modbus	✓	734882	RU2	135,00
NOVOS 3 TD white design temp RS485 Modbus	✓	734912	RU2	135,00
NOVOS 3 PTD white temp RS485 Modbus	✓	734899	RU2	150,80
NOVOS 3 PTD white design temp RS485 Modbus	✓	734929	RU2	150,80

Options	
Description	€
Enclosure in aluminium	12,60
Enclosure in black	12,60
Design cover NOVOS 3 alu	12,60
Design cover NOVOS 3 black	12,60
Add for additional humidity sensor	41,90
Add for additional CO2+VOC sensor	220,00
Add for additional CO2 sensor	167,60
Add for additional VOC sensor	157,20

Accessories			
Item description	Item No.	Group	€
Fixing kit rawlplugs and screws (2x each)	660945	AS1	1,05
Frame for surface mounting NOVOS 3 / WRF04 pure white	795050	AS1	14,90
PSU-UP24 – flush-mounted power supply 24 V	645737	AS1	49,40
BLE dongle with micro-USB for devices USE-M / USE-L / NOVOS / thanos EVO	668262	NET	31,30
USB interface for devices USE-M / USE-L / NOVOS / thanos EVO / SR06 LCD	597838	AS1	38,50

## NOVOS 3 INC

Room operating unit in the Thermokon NOVOS 3 enclosure with integrated temperature sensor. The unit is operated via a push-and-rotary switch and, depending on the version, has an additional button for presence detection or for adjusting fan stages. Coloured LEDs provide feedback on the currently set setpoint status (heating/cooling) or the respective fan stage. The connection terminal in the lower part of the enclosure allows wiring in advance. The threshold values can be individually configured via the Thermokon NOVOSapp.



NOVOS 3 INC



NOVOS 3 INC TD



NOVOS 3 INC FS5



Technical Data	
Measured values	temperature, relative humidity, absolute humidity, enthalpy, dew point
Operating functions	setpoint adjustment temperature, fan stage adjustment (max. 5 stages), presence detection, ECO function
Operating elements	rotary encoder/push button for setpoint adjustment/ECO function <b>TD:</b> button (T) with LED 24 V = <b>FSx:</b> button for fan stage adjustment with up to 5 stages
Configuration	NOVOSapp, uConfig, BUS, ETS (KNX) (depending on type)
Input	<b>BACnet/Modbus:</b> 1x input for floating contact <b>KNX:</b> 1x input for NTC10k or floating contact 2x input for floating contact
Network technology	RS485 Modbus, RS485 BACnet (MS/TP), KNX (TP1)
Output signal temperature	0..+50 °C (default setting), selectable from 4 temperature ranges -40..+60   0..+50   -20..+80   -15..+35 °C -50..+50   0..+50   -20..+80   -15..+35 °C
Measuring range humidity	0..100% rH non-condensing, 0..85 KJ/kg enthalpy, 0..50   0..80 g/m³ absolute humidity, 0..+50   -20..+80 °C dew point, optionally configurable
Power supply	15..35 V = SELV, 19..29 V ~ SELV <b>KNX:</b> 24 V = (±10%) SELV
Power consumption	typ. 0,4 W (24 V =), 0,8 VA (24 V ~) <b>KNX:</b> typ. 0,4 W (24 V =)
Display	7 LEDs for displaying setpoint adjustment <b>TD:</b> LED for status feedback <b>FS5:</b> 4 LEDs showing fan stage
Enclosure	PC V0

Technical Data	
<b>Colour</b>	pure white, aluminium, black
<b>Operating range temperature</b>	-35..+70 °C
<b>Protection (IP)</b>	IP20, according to EN 60529
<b>Connection</b>	<p>cable entry via rear opening</p> <p><b>BACnet/Modbus:</b> tool-free mountable spring clamp, max. 1,5 mm<sup>2</sup> predetermined breaking point (bottom) or drilling mark (top)</p> <p><b>KNX:</b> removable plug-in terminal, max. Ø=0,8 mm</p>
<b>Mounting</b>	<p>base part can be mounted and wired separately</p> <p><b>BACnet/Modbus:</b> flush-mounted on standard EU box (Ø=60 mm), surface-mounted flat on base using adhesive foil or screws</p> <p><b>KNX:</b> flush-mounted in standard EU box (Ø=60 mm, depth min. 45 mm)</p>

### Room operating unit temperature RS485 BACnet (MS/TP)

Item description	NOVOSapp	Item No.	Group	€
NOVOS 3 INC ECO white temp RS485 BACnet (MS/TP)	✓	781657	RU2	199,20
NOVOS 3 INC TD ECO white temp RS485 BACnet (MS/TP)	✓	781664	RU2	206,10
NOVOS 3 INC FS5 ECO white temp RS485 BACnet (MS/TP)	✓	781671	RU2	220,20

### Room operating unit temperature RS485 Modbus

Item description	NOVOSapp	Item No.	Group	€
NOVOS 3 INC ECO white temp RS485 Modbus	✓	781626	RU2	199,20
NOVOS 3 INC TD ECO white temp RS485 Modbus	✓	781633	RU2	206,10
NOVOS 3 INC FS5 ECO white temp RS485 Modbus	✓	781640	RU2	220,20

Options	
Description	€
Enclosure in aluminium	12,60
Enclosure in black	12,60
Add for additional humidity sensor	41,90

Accessories			
Item description	Item No.	Group	€
Fixing kit rawplugs and screws (2x each)	660945	AS1	1,05
Frame for surface mounting NOVOS 3 / WRF04 pure white	795050	AS1	14,90
PSU-UP24 – flush-mounted power supply 24 V	645737	AS1	49,40
BLE dongle with micro-USB for devices USE-M / USE-L / NOVOS / thanos EVO	668262	NET	31,30
USB interface for devices USE-M / USE-L / NOVOS / thanos EVO / SR06 LCD	597838	AS1	38,50



## WRF07 x

An optically appealing flush-mounted room unit in the design of various switch frame manufacturers. Available in different colors and with different labeling options. Possible operating elements are potentiometers, LEDs, buttons and rocker switches. An integrated temperature sensor is optional. The removable terminal allows for pre-wiring.



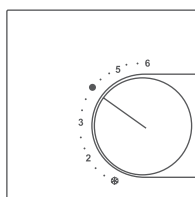
WRF07 P ltype1,  
Gira E2 pure white matt



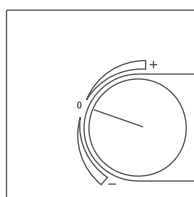
WRF07 PTD ltype1,  
Gira E2 pure white matt



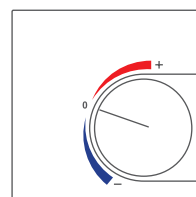
WRF07 PSD ltype1,  
Gira E2 pure white matt



ltype1



ltype2



ltype6

passive / 0..10 V  Modbus

### Technical Data

<b>Measured values</b>	temperature, relative humidity, CO2, VOC
<b>Operating functions</b>	setpoint adjustment temperature, fan stage adjustment, presence detection, status feedback via LED
<b>Operating elements</b>	potentiometer (P) Rotary switch for fan stage adjustment with up to 5 stages rocker switch (S) (2 fan stages, 3 fan stages) button (T)
<b>Configuration</b>	BUS, DIP switches
<b>Input</b>	<b>Modbus:</b> 2x input digital for floating switch contact
<b>Network technology</b>	RS485 Modbus
<b>Output signal temperature</b>	0..+50 °C
<b>Measuring range humidity</b>	0..100% rH non-condensing
<b>Measuring range CO2</b>	0..2000 ppm
<b>Power supply</b>	<b>TRV3:</b> 24 V = (±10%) SELV, 24 V ~ (±10%) SELV <b>Modbus:</b> 15..35 V = SELV, 19..29 V ~ SELV

Technical Data	
<b>Power consumption</b>	<b>TRV3:</b> typ. 0,4 W (24 V =), 0,8 VA (24 V ~) <b>Modbus:</b> max. 1,6 W (24 V =), 3,9 VA (24 V ~)
<b>Display</b>	LED for status feedback
<b>Enclosure</b>	central disc in design of the manufacturer (varies depending on switch range)
<b>Operating range temperature</b>	-35..+70 °C
<b>Protection (IP)</b>	IP20, according to EN 60529
<b>Connection</b>	terminal block, max. 1,5 mm <sup>2</sup>
<b>Switch ranges</b>	Berker, Busch-Jaeger, Feller, Gira, Jung, Merten
<b>Mounting</b>	flush-mounted in standard EU box (Ø=60 mm, depth min. 45 mm)
<b>Delivery content</b>	incl. frame
<b>Notes</b>	mixed gas sensors detect gases and vapours which can be oxidised (burnt): Body odours, tobacco smoke, exhalations emitted by materials (furniture, carpets, paint, glue ...)

## WRF07 x passive

Room operating unit temperature passive without sensor			
Item description	Item No.	Group	€
WRF07 P without sensor ltype1 Gira E2 pure white matt, 10 kOhm	202664	RU2	92,90
WRF07 PTD without sensor ltype1 Gira E2 pure white matt, 10 kOhm, LED green	542883	RU2	128,00
WRF07 PSD without sensor ltype1 Gira E2 pure white matt, 10 kOhm, LED green	627917	RU2	131,90

Room operating unit temperature passive NTC10k			
Item description	Item No.	Group	€
WRF07 P NTC10k ltype1 Gira E2 pure white matt, 10 kOhm	400237	RU2	99,90
WRF07 PTD NTC10k ltype1 Gira E2 pure white matt, 10 kOhm, LED green	628099	RU2	135,00
WRF07 PSD NTC10k ltype1 Gira E2 pure white matt, 10 kOhm, LED green	627986	RU2	138,90

Room operating unit temperature passive PT100 DIN cl. B			
Item description	Item No.	Group	€
WRF07 P PT100 ltype1 Gira E2 pure white matt, 10 kOhm	628020	RU2	101,40
WRF07 PTD PT100 ltype1 Gira E2 pure white matt, 10 kOhm, LED green	553278	RU2	136,50
WRF07 PSD PT100 ltype1 Gira E2 pure white matt, 10 kOhm, LED green	627924	RU2	140,40

## Room operating unit temperature passive PT100 1/3 DIN

Item description	Item No.	Group	€
WRF07 P PT100 1/3 DIN ltype1 Gira E2 pure white matt, 10 kOhm	628037	RU2	105,90
WRF07 PTD PT100 1/3 DIN ltype1 Gira E2 pure white matt, 10 kOhm, LED green	628068	RU2	141,00
WRF07 PSD PT100 1/3 DIN ltype1 Gira E2 pure white matt, 10 kOhm, LED green	627931	RU2	144,90

## Room operating unit temperature passive PT1000 DIN cl. B

Item description	Item No.	Group	€
WRF07 P PT1000 ltype1 Gira E2 pure white matt, 10 kOhm	399012	RU2	103,90
WRF07 PTD PT1000 ltype1 Gira E2 pure white matt, 10 kOhm, LED green	291767	RU2	139,00
WRF07 PSD PT1000 ltype1 Gira E2 pure white matt, 10 kOhm, LED green	627948	RU2	142,90

## Room operating unit temperature passive PT1000 1/3 DIN

Item description	Item No.	Group	€
WRF07 P PT1000 1/3 DIN ltype1 Gira E2 pure white matt, 10 kOhm	628044	RU2	107,80
WRF07 PTD PT1000 1/3 DIN ltype1 Gira E2 pure white matt, 10 kOhm, LED green	628075	RU2	142,90
WRF07 PSD PT1000 1/3 DIN ltype1 Gira E2 pure white matt, 10 kOhm, LED green	627955	RU2	146,80

## Room operating unit temperature passive Ni1000 DIN cl. B

Item description	Item No.	Group	€
WRF07 P Ni1000 ltype1 Gira E2 pure white matt, 10 kOhm	400220	RU2	103,60
WRF07 PTD Ni1000 ltype1 Gira E2 pure white matt, 10 kOhm, LED green	529266	RU2	138,70
WRF07 PSD Ni1000 ltype1 Gira E2 pure white matt, 10 kOhm, LED green	678643	RU2	142,60

## Room operating unit temperature passive Ni1000TK5000

Item description	Item No.	Group	€
WRF07 P Ni1000TK5000 ltype1 Gira E2 pure white matt, 10 kOhm	193634	RU2	107,80
WRF07 PTD Ni1000TK5000 ltype1 Gira E2 pure white matt, 10 kOhm, LED green	628082	RU2	142,90
WRF07 PSD Ni1000TK5000 ltype1 Gira E2 pure white matt, 10 kOhm, LED green	627979	RU2	146,80

Options	Switch ranges on page 433/434
Description	€
Passive potentiometer 1 kΩ (poti_1k) or 5 kΩ (Poti_5k), for other values please request	0,00
Active potentiometer 0..10 V (poti_active)	27,30
Rocker switch S with 3 fan stages (FS3: 1-0-2)	4,00
Additional button	26,90
Additional diode (LED)	22,00
Rotary switch for fan stage adjustment with up to 5 stages	on request
Labelling type 2 (ltype2)	5,20
Labelling type 6 colour red+blue (ltype6)	6,80
Switch ranges plastic 55x55: alpin white/polar white/pure white/studio white, anthracite, aluminium (various manufacturers)	0,00
Switch ranges plastic in other colours or dimensions (various manufacturers)	14,90
Switch ranges stainless steel   glass   aluminium (various manufacturers)	47,40
Add to price of NTC10k for sensor NTC10k Precon   NTC10k Carel   NTC1,8k   NTC5k   NTC20k	0,00
Add to price of NTC10k for sensor LM235Z	2,00
Add to price of NTC10k for sensor FeT/Staefa	27,10

## WRF07 x active 0..10 V

Room operating unit temperature active			
Item description	Item No.	Group	€
WRF07 P temp TRV3 ltype1 Gira E2 pure white matt, pot_active	243902	RU2	227,70
WRF07 PTD temp TRV3 ltype1 Gira E2 pure white matt, pot_active, LED green	369602	RU2	262,90
WRF07 PSD temp TRV3 ltype1 Gira E2 pure white matt, pot_active, LED green	332132	RU2	266,80

Options	Switch ranges on page 433/434
Description	€
Additional button	26,90
Additional diode (LED)	22,00
Labelling type 2 (ltype2)	5,20
Labelling type 6 colour red+blue (ltype6)	6,80
Switch ranges plastic 55x55: alpin white/polar white/pure white/studio white, anthracite, aluminium (various manufacturers)	0,00
Switch ranges plastic in other colours or dimensions (various manufacturers)	14,90
Switch ranges stainless steel   glass   aluminium (various manufacturers)	47,40
<b>P:</b> Add for additional humidity sensor	41,90
<b>P:</b> Add for additional CO2 sensor	62,90
<b>P:</b> Add for additional VOC sensor	52,40

**WRF07 x BUS**

Room operating unit with up to 4 measured values RS485 Modbus			
Item description	Item No.	Group	€
WRF07 P CO2 temp_rH RS485 Modbus ltype1 Gira E2 pure white matt	801683	RU2	309,40
WRF07 P VOC temp_rH RS485 Modbus ltype1 Gira E2 pure white matt	801690	RU2	298,90
WRF07 P CO2+VOC temp_rH RS485 Modbus ltype1 Gira E2 pure white matt	801706	RU2	361,80
WRF07 PTD CO2 temp_rH RS485 Modbus ltype1 Gira E2 pure white matt, LED green	801713	RU2	321,80
WRF07 PTD VOC temp_rH RS485 Modbus ltype1 Gira E2 pure white matt, LED green	801720	RU2	311,30
WRF07 PTD CO2+VOC temp_rH RS485 Modbus ltype1 Gira E2 pure white matt, LED green	801737	RU2	374,20

Options	Switch ranges on page 433/434
Description	€
Add to price of RS485 Modbus for RS485 BACnet (MS/TP)	0,00
Additional button	26,90
Additional diode (LED)	22,00
Labelling type 2 (ltype2)	5,20
Labelling type 6 colour red+blue (ltype6)	6,80
Switch ranges plastic 55x55: alpin white/polar white/pure white/studio white, anthracite, aluminium (various manufacturers)	0,00
Switch ranges plastic in other colours or dimensions (various manufacturers)	14,90
Switch ranges stainless steel   glass   aluminium (various manufacturers)	47,40

Accessories			
Item description	Item No.	Group	€
PSU-UP24 – flush-mounted power supply 24 V	645737	AS1	49,40

## WRF06 LCD

The flush-mounted room operating unit with set point adjustment, fan stage control and occupancy button can be used for an individual temperature control in living spaces as well as hotel and office rooms. With 4 push buttons and an integrated LCD for visualizing temperature, fan stage and occupancy, the WRF06 LCD VV can also control proportional valves directly besides the models to integrate into a Modbus RS485 or LON network. Removable terminals allow for pre-wiring.



WRF06 LCD Itype1 pure white,  
frame Gira E2 pure white matt



WRF06 LCD Itype3 pure white,  
frame Gira E2 pure white matt



WRF06 LCD Itype1 anthracite,  
frame Peha Aura Glas

0..10 V

### Technical Data

Measured values	temperature, relative humidity
Operating functions	setpoint adjustment temperature setpoint adjustment OK/cancel presence detection
Operating elements	4 buttons
Configuration	buttons
Input	2x input digital for floating contact to activate messages on the LCD display
Output signal temperature	0..+50 °C
Measuring range humidity	0..95% rH non-condensing
Power supply	15..24 V = (±10%) SELV, 24 V ~ (±10%) SELV
Power consumption	typ. 0,8 W (24 V =), 2,5 VA (24 V ~)
Display	LCD 34x21 mm, monochrome
Enclosure	PC
Colour	white, pure white brilliant, pure white matt, aluminium, Jung aluminium, anthracite
Operating range temperature	0..+50 °C
Protection (IP)	IP30, according to EN 60529
Connection	terminal block, max. 1,5 mm <sup>2</sup> , pluggable
Switch ranges	Berker, Busch-Jaeger, Feller, Gira, Jung, Merten, Peha (please specify the desired frame when ordering)
Mounting	flush-mounted in standard EU box (Ø=60 mm)

Room operating unit temperature active			
Item description	Item No.	Group	€
WRF06 LCD temp VV Itype1 pure white matt	378062	RU2	217,90
WRF06 LCD temp VV Itype1 pure white brilliant	748513	RU2	217,90
WRF06 LCD temp VV Itype1 aluminium	748568	RU2	217,90
WRF06 LCD temp VV Itype1 Jung aluminium	748582	RU2	217,90
WRF06 LCD temp VV Itype1 anthracite	748599	RU2	217,90

Room operating unit temperature active			
Item description	Item No.	Group	€
WRF06 LCD temp VV Itype3 pure white matt	731089	RU2	217,90
WRF06 LCD temp VV Itype3 pure white brilliant	731102	RU2	217,90
WRF06 LCD temp VV Itype3 aluminium	731119	RU2	217,90
WRF06 LCD temp VV Itype3 Jung aluminium	731126	RU2	217,90
WRF06 LCD temp VV Itype3 anthracite	731133	RU2	217,90

Options	Switch ranges on page 433/434
Description	€
Switch ranges plastic 55x55: alpin white/polar white/pure white/studio white, anthracite, aluminium (various manufacturers)	5,60
Switch ranges plastic in other colours or dimensions (various manufacturers)	14,90
Switch ranges stainless steel   glass   aluminium (various manufacturers)	47,40
Add for additional humidity sensor	41,90

Accessories			
Item description	Item No.	Group	€
PSU-UP24 – flush-mounted power supply 24 V	645737	AS1	49,40

## WRF06 x

A visually appealing flush-mounted room operating unit in the design of various switch frame manufacturers. Available in different colors and with different labeling options. Possible operating elements are rotary switches (fan stage adjustment), LEDs (optical status feedback), buttons (presence) and buttons for operating other peripheral devices. A temperature sensor can be added. The removable terminal allows for pre-wiring. It can be connected to Modbus RS485 and LON networks.



WRF06 TD Gira E2 pure white matt

passive

Technical Data	
Measured values	temperature
Operating functions	fan stage adjustment, presence detection, status feedback via LED
Operating elements	button (T)
Display	LED for status feedback
Enclosure	central disc in design of the manufacturer (varies depending on switch range)
Operating range temperature	-35..+70 °C
Protection (IP)	IP20, according to EN 60529
Connection	terminal block, max. 1,5 mm <sup>2</sup> , pluggable
Switch ranges	Berker, Busch-Jaeger, Feller, Gira, Jung, Merten
Mounting	flush-mounted in standard EU box (Ø=60 mm, depth min. 45 mm)
Delivery content	incl. frame

Room operating unit temperature without sensor			
Item description	Item No.	Group	€
WRF06 S without sensor Gira E2 pure white matt, FS5	629201	RU2	97,80
WRF06 TD without sensor Gira E2 pure white matt, LED green	285964	RU2	75,50



Room operating unit temperature passive			
Item description	Item No.	Group	€
WRF06 TD PT100 Gira E2 pure white matt, LED green	564441	RU2	84,00
WRF06 TD PT100 1/3 DIN Gira E2 pure white matt, LED green	629409	RU2	88,50
WRF06 TD PT1000 Gira E2 pure white matt, LED green	629423	RU2	86,50
WRF06 TD PT1000 1/3 DIN Gira E2 pure white matt, LED green	629447	RU2	90,40
WRF06 TD Ni1000 Gira E2 pure white matt, LED green	195379	RU2	86,20
WRF06 TD Ni1000TK5000 Gira E2 pure white matt, LED green	629461	RU2	90,40
WRF06 TD NTC10k Gira E2 pure white matt, LED green	629324	RU2	82,50

Options	Switch ranges on page 433/434
Description	€
Additional button	26,90
Additional diode (LED)	22,00
Switch ranges plastic 55x55: alpin white/polar white/pure white/studio white, anthracite, aluminium (various manufacturers)	0,00
Switch ranges plastic in other colours or dimensions (various manufacturers)	14,90
Switch ranges stainless steel   glass   aluminium (various manufacturers)	47,40
Add to price of NTC10k for sensor NTC10k Precon   NTC10k Carel   NTC1,8k   NTC5k   NTC20k	0,00
Add to price of NTC10k for sensor LM235Z	2,00
Add to price of NTC10k for sensor FeT/Staefa	27,10

## WRF06 INC

The flush-mounted room operating unit with an interface for RS485 Modbus or KNX is used for set point adjustment. An outstanding feature is the possibility to overwrite the status via Modbus RS485. It furthermore includes a push button for triggering an ECO mode to save energy. The central knob is used as a rotary push button. The set point can be changed as required by turning the button accordingly. The device status is visualized by LEDs i.e. heating/cooling.



WRF06 INC RS485 Modbus  
Merten M-Smart polar white brilliant



WRF06 INC KNX  
Gira E2 pure white matt



Technical Data	
Measured values	<b>Modbus/KNX:</b> temperature <b>KNX:</b> relative humidity
Operating functions	setpoint adjustment temperature, fan stage adjustment, standby/presence detection, ECO function, status feedback via LED
Operating elements	rotary encoder/push button for setpoint adjustment/ECO function <b>KNX:</b> button for fan stage adjustment
Configuration	BUS, DIP switches, ETS (KNX) (depending on type)
Network technology	RS485 Modbus, KNX (TP1)
Output signal temperature	0..+50 °C
Measuring range humidity	0..100% rH non-condensing
Power supply	<b>Modbus:</b> 15..24 V = (±10%) SELV, 24 V ~ (±10%) SELV <b>KNX:</b> supply via BUS: 29 V = SELV
Power consumption	typ. 0,3 W (24 V =), 0,9 VA (24 V ~)
Display	<b>Modbus/KNX:</b> 7 LEDs for displaying setpoint adjustment <b>Modbus:</b> LED for displaying the ECO mode function <b>KNX:</b> 4 LEDs showing fan stage
Enclosure	PA6.6
Colour	<b>KNX:</b> pure white brilliant, pure white matt, aluminium, Jung aluminium, anthracite
Operating range temperature	-10..+50 °C
Protection (IP)	IP30, according to EN 60529
Connection	<b>Modbus:</b> terminal block, max. 1,5 mm <sup>2</sup> , pluggable <b>KNX:</b> removable plug-in terminal, max. Ø=0,8 mm
Switch ranges	<b>KNX:</b> Berker, Busch-Jaeger, Feller, Gira, Jung, Merten
Mounting	flush-mounted in standard EU box (Ø=60 mm, depth min. 45 mm)
Notes	<b>Modbus:</b> price including frame (Berker S.1, Merten M-Smart or Merten M-Plan)

**Room operating unit temperature RS485 Modbus**

Item description	Item No.	Group	€
WRF06 INC temp RS485 Modbus Merten M-Smart polar white brilliant	698214	RU2	199,60

**Accessories**

Item description	Item No.	Group	€
PSU-UP24 – flush-mounted power supply 24 V	645737	AS1	49,40
USB Interface RS485 (incl. driver CD)	668293	NET	62,00

**Room operating unit humidity + temperature KNX**

Item description	Item No.	Group	€
WRF06 INC temp_rH KNX pure white matt	781527	RU2	244,50
WRF06 INC temp_rH KNX pure white brilliant	781503	RU2	244,50
WRF06 INC temp_rH KNX aluminium	781534	RU2	244,50
WRF06 INC temp_rH KNX Jung aluminium	781541	RU2	244,50
WRF06 INC temp_rH KNX anthracite	781558	RU2	244,50

**Options** Switch ranges on page 433/434

Description	€
<b>KNX:</b> Switch ranges plastic 55x55: alpin white/polar white/pure white/studio white, anthracite, aluminium (various manufacturers)	5,60
<b>KNX:</b> Switch ranges plastic in other colours or dimensions (various manufacturers)	14,90
<b>KNX:</b> Switch ranges stainless steel   glass   aluminium (various manufacturers)	47,40

**Accessories**

Item description	Item No.	Group	€
PSU-UP24 – flush-mounted power supply 24 V	645737	AS1	49,40



## LCR Touch

Room operating unit with an integrated temperature sensor (rH sensor optional) and touch surface for visualization of the measured values and room control. It provides connection to an RS485 Modbus network and additional three inputs. The LCR Touch forms the basis for a pleasant indoor climate and well-being. Typical applications are schools, office buildings, hotels or cinemas. The intuitive operation offers all relevant HVAC functions for an intelligent and energy-saving room automation.



Technical Data	
Measured values	temperature, relative humidity, VOC
Operating functions	setpoint adjustment 0..+50 °C, fan stage adjustment, light ON/OFF/DIM, blind UP/DOWN, ECO function, status displays
Operating elements	5 touch buttons
Input	1x input for change-over sensor NTC10k 2x input digital for floating contact 1x ESI for window contact, dew point 1x OCC for presence detection, key card switch
Network technology	RS485 Modbus
Measuring range humidity	0..100% rH non-condensing
Power supply	24 V = (±20%) SELV, 24 V ~ (±20%) SELV
Power consumption	typ. 0,3 W (24 V =), 5 VA (24 V ~)
Display	LCD 64x41 mm, backlight white
Enclosure	ABS
Colour	pure white, frame silver
Operating range temperature	-10..+50 °C
Protection (IP)	IP20, according to EN 60529
Connection	terminal block, max. 1,5 mm <sup>2</sup> , cable entry via rear opening
Mounting	flush-mounted in standard EU box (Ø=60 mm)

### Room operating unit temperature and optionally humidity RS485 Modbus

Item description	Item No.	Group	€
LCR Touch white temp RS485 Modbus	754323	RU1	132,20
LCR Touch white temp_rH RS485 Modbus	754347	RU1	165,70

### Accessories

Item description	Item No.	Group	€
PSU-UP24 – flush-mounted power supply 24 V	645737	AS1	49,40
Fixing kit rawlplugs and screws (2x each)	660945	AS1	1,05

## JOY Fancoil

Fancoil thermostat in high-quality design for individual single-room temperature- and fan control. A glass surface with intuitive touch control buttons and display combine design, feel and functionality in an outstanding way. The internal controller of the JOY calculates control values for fans and heating/cooling applications, which are provided via analog or digital outputs (depending on type). The possible integration of various external sensors (e.g. window contacts, change-over, condensation sensors, etc.) allows temperature and fan control tailored to the application. The device can be mounted in a standard flush-mounted box.



Outputs	5DO (230 V)	EC AO2DO (230 V)	EC 3AO (24 V)
Fan (Relay)	3	–	–
EC Fan (0..10 V)	–	1	1
Heating/Cooling (Relay)	2	2	–
Heating/Cooling (0..10 V)	–	–	2
6-Way-Valve (0..10 V)	–	–	1*
Inputs	5DO (230 V)	EC AO2DO (230 V)	EC 3AO (24 V)
Universal (configurable)	3 / BUS: 2	3 / BUS: 2	3 / BUS: 2

\* Instead of 2x 0..10 V (heating/cooling)

Technical Data	
Measured values	temperature, <b>BUS</b> : relative humidity
Operating functions	setpoint adjustment temperature, fan stage adjustment, standby/presence detection
Operating elements	5 touch buttons
Configuration	uConfig, BUS
Input	1x input for NTC10k or floating contact <b>5DO/AO2DO:</b> 1x input for potential contact (230 V ~) 1x input for floating contact <b>3AO:</b> 2x input for floating contact
Network technology	RS485 Modbus, RS485 BACnet (MS/TP)
Output signal temperature	scaling according EEP
Measuring range humidity (BUS)	0..100% rH non-condensing
Power supply	<b>5DO/AO2DO:</b> 85..260 V ~ <b>3AO:</b> 24 V = (±10%) SELV, 24 V ~ (±10%) SELV
Power consumption	<b>5DO:</b> max. 2,5 VA (260 V ~) <b>AO2DO:</b> max. 3 VA (260 V ~) <b>3AO:</b> typ. 2,5 W (24 V =)
Display	LCD 60x44 mm, 240x160 px, backlight cold white
Enclosure	PC, cover glass
Colour	pure white, black
Operating range temperature	0..+50 °C
Protection (IP)	IP30, according to EN 60529
Connection	terminal block, max. 1,5 mm <sup>2</sup> , inputs max. 1,0 mm <sup>2</sup>
Mounting	in standard EU box (Ø=60 mm, depth min. 45 mm)

**NEW:** With additional, customizable touch buttons (see page 12)

Fan coil thermostat temperature active				
Item description	Contr.	Item No.	Group	€
JOY Fancoil 5DO temp white	✓	751940	RU1	197,00
JOY Fancoil 5DO temp black	✓	751957	RU1	209,60
JOY Fancoil EC AO2DO temp white	✓	751988	RU1	197,00
JOY Fancoil EC AO2DO temp black	✓	751995	RU1	209,60
JOY Fancoil EC 3AO temp white	✓	724975	RU1	197,00
JOY Fancoil EC 3AO temp black	✓	724982	RU1	209,60

Fan coil thermostat temperature RS485 BACnet (MS/TP)				
Item description	Contr.	Item No.	Group	€
JOY Fancoil 5DO temp RS485 BACnet (MS/TP) white	✓	778749	RU1	204,20
JOY Fancoil 5DO temp RS485 BACnet (MS/TP) black	✓	778732	RU1	216,80
JOY Fancoil EC A02DO temp RS485 BACnet (MS/TP) white	✓	778725	RU1	204,20
JOY Fancoil EC A02DO temp RS485 BACnet (MS/TP) black	✓	778718	RU1	216,80
JOY Fancoil EC 3AO temp RS485 BACnet (MS/TP) white	✓	778817	RU1	204,20
JOY Fancoil EC 3AO temp RS485 BACnet (MS/TP) black	✓	778800	RU1	216,80

Fan coil thermostat temperature RS485 Modbus				
Item description	Contr.	Item No.	Group	€
JOY Fancoil 5DO temp RS485 Modbus white	✓	751933	RU1	204,20
JOY Fancoil 5DO temp RS485 Modbus black	✓	751964	RU1	216,80
JOY Fancoil EC A02DO temp RS485 Modbus white	✓	752015	RU1	204,20
JOY Fancoil EC A02DO temp RS485 Modbus black	✓	752022	RU1	216,80
JOY Fancoil EC 3AO temp RS485 Modbus white	✓	723817	RU1	204,20
JOY Fancoil EC 3AO temp RS485 Modbus black	✓	724999	RU1	216,80

Options	
Description	€
<b>BUS:</b> Add for additional humidity sensor	41,90
Change-over sensor NTC10k (model and price on request)	

Accessories			
Item description	Item No.	Group	€
microSD card 2 GB	500098	AS1	13,40
USB Interface RS485 (incl. driver CD)	668293	NET	62,00
Decorative frame JOY white	681452	AS1	14,40
Decorative frame JOY black	740951	AS1	14,40
Frame for surface mounting JOY white	760201	AS1	28,60
Frame for surface mounting JOY black	760195	AS1	28,60



## JOY HC

Room thermostat in high-quality design for individual temperature control, e.g. in hotel rooms or offices. A glass surface with intuitive touch control buttons and display combine design, feel and functionality in an outstanding way. The internal controller of the JOY calculates control values for heating/cooling applications, which are provided via analog or digital outputs (depending on type). The possible integration of various external sensors (e.g. window contacts, change-over, condensation sensors, etc.) allows temperature control tailored to the application. The device can be mounted in a standard flush-mounted box.



Technical Data	
Measured values	temperature, <b>BUS</b> : relative humidity
Operating functions	setpoint adjustment temperature, standby/presence detection
Configuration	uConfig, BUS
Input	1x input for NTC10k or floating contact <b>A02DO</b> : 1x input for potential contact (230 V ~) 1x input for floating contact <b>3AO</b> : 2x input for floating contact
Network technology	RS485 Modbus, RS485 BACnet (MS/TP)
Output signal temperature	scaling according EEP
Measuring range humidity (BUS)	0..100% rH non-condensing
Power supply	<b>A02DO</b> : 85..260 V ~   <b>3AO</b> : 24 V = (±10%) SELV, 24 V ~ (±10%) SELV
Power consumption	typ. 2,5 W (24 V =), max. 3 VA (260 V ~)
Display	LCD 60x44 mm, 240x160 px, backlight cold white
Enclosure	PC, cover glass
Colour	pure white, black
Operating range temperature	0..50 °C
Protection (IP)	IP30, according to EN 60529
Connection	terminal block, max. 1,5 mm <sup>2</sup> , inputs max. 1,0 mm <sup>2</sup>
Mounting	in standard EU box (Ø=60 mm, depth min. 45 mm)

Outputs	A02DO (230 V)	3AO (24 V)
Heating/Cooling (Relay)	2	–
Heating/Cooling (0..10 V)	–	2
6-Way-Valve (0..10 V)	1	1*
Inputs	A02DO (230 V)	3AO (24 V)
Universal (configurable)	3 / BUS: 2	3 / BUS: 2

\* Instead of 2x 0..10 V (heating/cooling)



**NEW:** With additional, customizable touch buttons (see page 12)

#### Room thermostat heating/cooling active

Item description	Contr.	Item No.	Group	€
JOY HC A02DO temp white	✓	748995	RU1	197,00
JOY HC A02DO temp black	✓	752039	RU1	209,60
JOY HC 3AO temp white	✓	725002	RU1	197,00
JOY HC 3AO temp black	✓	725019	RU1	209,60

#### Room thermostat heating/cooling RS485 BACnet (MS/TP)

Item description	Contr.	Item No.	Group	€
JOY HC A02DO temp RS485 BACnet (MS/TP) white	✓	778701	RU1	204,20
JOY HC A02DO temp RS485 BACnet (MS/TP) black	✓	778695	RU1	216,80
JOY HC 3AO temp RS485 BACnet (MS/TP) white	✓	778770	RU1	204,20
JOY HC 3AO temp RS485 BACnet (MS/TP) black	✓	778756	RU1	216,80

#### Room thermostat heating/cooling RS485 Modbus

Item description	Contr.	Item No.	Group	€
JOY HC A02DO temp RS485 Modbus white	✓	752046	RU1	204,20
JOY HC A02DO temp RS485 Modbus black	✓	752053	RU1	216,80
JOY HC 3AO temp RS485 Modbus white	✓	723732	RU1	204,20
JOY HC 3AO temp RS485 Modbus black	✓	725026	RU1	216,80

#### Options

Description	€
<b>BUS:</b> Add for additional humidity sensor	41,90
Change-over sensor NTC10k (model and price on request)	

#### Accessories

Item description	Item No.	Group	€
microSD card 2 GB	500098	AS1	13,40
USB Interface RS485 (incl. driver CD)	668293	NET	62,00
Decorative frame JOY white	681452	AS1	14,40
Decorative frame JOY black	740951	AS1	14,40
Frame for surface mounting JOY white	760201	AS1	28,60
Frame for surface mounting JOY black	760195	AS1	28,60

## LCF02 Touch

Modern, touch-operated fan coil room thermostat designed for individual control of room temperature. It is tailored to be compatible with 2-pipe and 4-pipe fan coil units and modulating valves (PWM and 0..10 V). Furthermore, LCF02 Touch provides two configurable digital inputs for e.g. occupancy, window contacts, dew-point contact or change-over. Additionally, it is equipped with an input for external (remote) temperature sensors and an RS485 Modbus interface for overwriting controls parameters. With its flush-mounted design, the LCF02 Touch combines digital technology with a large touch screen (LCD), which makes up for an intuitive operation of the fan coil thermostat. It further provides an integrated scheduler with 7 days and 4 time periods.



Technical Data	
Measured values	temperature
Operating functions	setpoint adjustment temperature, fan stage adjustment, status displays
Operating elements	touch screen
Configuration	BUS
Input	1x input for additional external NTC10k 1x ESI for window contact, dew point 1x OCC for presence detection, key card switch
Network technology	RS485 Modbus
Power supply	24 V = (±10%) SELV, 24 V ~ (±20%) SELV
Power consumption	typ. 3 W (24 V =)
Display	LCD 64x64 mm, backlight white LCD 64x64 mm, backlight black touch technology
Enclosure	ABS, glass
Colour	pure white, black
Operating range temperature	-10..+50 °C
Protection (IP)	IP20, according to EN 60529
Connection	terminal block, max. 1,5 mm <sup>2</sup> , cable entry via rear opening
Mounting	flush-mounted in standard EU box (Ø=60 mm, depth min. 45 mm)

Outputs	5DO	2A03DO	3A02DO
Fan (Relay)	3	3	–
EC Fan (0..10 V)	–	–	1
Heating/Cooling (Relay)	2	–	2**
Heating/Cooling (0..10 V)	–	2	2
6-Way-Valve (0..10 V)	–	1*	1*
Inputs	5DO	2A03DO	3A02DO
Universal (configurable)	3	3	3

\* Instead of 2x 0..10 V (heating/cooling)

\*\* Additional heating register (3 stages)

#### Fan coil thermostat temperature BUS

Item description	Contr.	Item No.	Group	€
LCF02 Touch 5DO RS485 Modbus 24 V white	✓	721035	RU1	187,20
LCF02 Touch 5DO RS485 Modbus 24 V black	✓	721004	RU1	187,20
LCF02 Touch 2A03DO RS485 Modbus 24 V white	✓	721011	RU1	187,20
LCF02 Touch 2A03DO RS485 Modbus 24 V black	✓	720984	RU1	187,20
LCF02 Touch 3A02DO RS485 Modbus 24 V white	✓	721028	RU1	187,20
LCF02 Touch 3A02DO RS485 Modbus 24 V black	✓	720991	RU1	187,20

#### Options

Description	€
-------------	---

Change-over sensor NTC10k (model and price on request)

#### Accessories

Item description	Item No.	Group	€
PSU-UP24 – flush-mounted power supply 24 V	645737	AS1	49,40



## LCF02

Modern and intuitive fan coil room thermostat designed for individual control of room temperature. It is tailored to be compatible with 2-pipe and 4-pipe fan coil units and modulating valves (PWM and 0..10 V). Furthermore, the LCF02 provides two configurable digital inputs for occupancy, window contact, dew-point contact or change-over, among other things. Additionally, it is equipped with an input for external (remote) temperature sensors and a RS485 Modbus interface for overwriting controls parameters. With its flush-mounted design, the LCF02 combines digital technology with a large display, making up for an intuitive room control.



Technical Data	
Measured values	temperature
Operating functions	setpoint adjustment temperature, fan stage adjustment, status displays
Operating elements	5 touch buttons
Input	1x ESI for window contact, dew point 1x OCC for presence detection, key card switch <b>5DO/2A03DO/3A02DO:</b> 1x input for additional external NTC10k
Network technology	RS485 Modbus
Power supply	24 V = (±10%) SELV, 24 V ~ (±20%) SELV
Power consumption	typ. 0,3 W (24 V =)
Display	LCD 64x41 mm, backlight white
Enclosure	ABS
Colour	pure white
Operating range temperature	-10..+50 °C
Protection (IP)	IP20, according to EN 60529
Connection	terminal block, max. 1,5 mm <sup>2</sup> , cable entry via rear opening
Mounting	flush-mounted in standard EU box (Ø=60 mm, depth min. 45 mm)

Outputs	C	6VV	5DO	2A03DO	3A02DO
Fan (Relay)	3	3	3	3	–
EC Fan (0..10 V)	–	–	–	–	1
Heating/Cooling (Relay)	1***	–	2	–	2**
Heating/Cooling (0..10 V)	1***	–	–	2	2
6-Way-Valve (0..10 V)	–	1	–	1*	1*
Inputs	C	6VV	5DO	2A03DO	3A02DO
Universal (configurable)	2	2	3	3	3

**Fan coil thermostat temperature active**

Item description	Contr.	Item No.	Group	€
LCF02 C fan coil	✓	684606	RU1	71,70
LCF02 6WV fan coil	✓	684613	RU1	71,70

**Fan coil thermostat temperature BUS**

Item description	Contr.	Item No.	Group	€
LCF02 5DO RS485 Modbus 24 V	✓	703307	RU1	107,00
LCF02 2A03DO RS485 Modbus 24 V	✓	703314	RU1	118,70
LCF02 3A02DO RS485 Modbus 24 V	✓	703321	RU1	130,40

**Options**

Description	€
Change-over sensor NTC10k (model and price on request)	

**Accessories**

Item description	Item No.	Group	€
PSU-UP24 – flush-mounted power supply 24 V	645737	AS1	49,40
Fixing kit rawlplugs and screws (2x each)	660945	AS1	1,05

\* Instead of 2x 0..10 V (heating/cooling)

\*\* Additional heating register (3 stages)

\*\*\* Only cooling



## LCF Touch

Modern, touch-operated fan coil room thermostat used for individual control of room temperature. It is tailored to be compatible with both 2-pipe and 4-pipe fan coil units and modulating valves (PWM). The device combines digital technology with a large touch screen (LCD), which permits the single room controller to be used intuitively. It further provides an integrated scheduler with 7 days and 4 time periods. It is designed for mounting in a flush-mounted box.



Technical Data	
Measured values	temperature
Operating functions	setpoint adjustment temperature, fan stage adjustment, status displays
Operating elements	touch screen
Output switch contact	2x contact NO, 1x heating, 1x cooling 3x contact NO, fan stages
Input	1x input for change-over sensor NTC10k
Network technology	RS485 Modbus
Power supply	90..265 V ~
Power consumption	0,9 VA (265 V ~)
Display	LCD 64x64 mm, backlight white, touch technology
Enclosure	ABS, glass
Colour	black
Operating range temperature	-10..+50 °C
Protection (IP)	IP20, according to EN 60529
Connection	terminal block, max. 1,5 mm <sup>2</sup>
Mounting	flush-mounted in standard EU box (Ø=60 mm, depth min. 45 mm)

Fan coil thermostat temperature active				
Item description	Contr.	Item No.	Group	€
LCF Touch	✓	575768	RU1	143,50

Fan coil thermostat temperature BUS				
Item description	Contr.	Item No.	Group	€
LCF Touch RS485 Modbus	✓	575775	RU1	160,10

Options	
Description	€
Change-over sensor NTC10k (model and price on request)	



## LCF

The fan coil room thermostat LCF has been designed for individual control of temperature in commercial, industrial and residential buildings. It is compatible with 2-pipe and 4-pipe applications and 3-stage fan coils. With its flush-mounted modern design, the device combines digital technology with a large LCD and operating buttons, which make up for an intuitive operation.

### Technical Data

Measured values	temperature
Operating functions	setpoint adjustment temperature, status displays
Operating elements	5 touch buttons
Output switch contact	2x contact NO, 1x heating, 1x cooling 3x contact NO, fan stages
Input	1x input for NTC10k or floating contact (optionally)
Power supply	90..265 V ~
Power consumption	max. 0,9 W
Display	LCD 36x49 mm, backlight white
Enclosure	ABS, scratch-resistant acrylic glass
Colour	pure white
Operating range temperature	-10..+50 °C
Protection (IP)	IP20, according to EN 60529
Connection	terminal block, max. 1,5 mm <sup>2</sup> , cable entry via rear opening
Mounting	flush-mounted in standard EU box (Ø=60 mm, depth min. 45 mm)

### Fan coil thermostat temperature active

Item description	Contr.	Item No.	Group	€
LCF	✓	575751	RU1	47,20

### Options

Description	€
Change-over sensor NTC10k (model and price on request)	

## WRF07 RC x

An optically appealing flush-mounted room unit in the design of various switch frame manufacturers. Available in different colors and with different labeling options. Possible operating elements are potentiometers, LEDs, buttons and rocker switches. An integrated temperature sensor is optional. The removable terminal allows for pre-wiring.



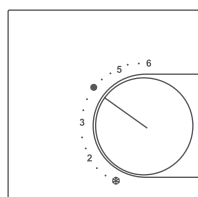
WRF07 P Itype1,  
Gira E2 pure white matt



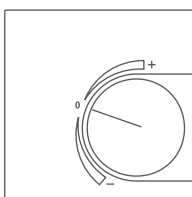
WRF07 PTD Itype1,  
Gira E2 pure white matt



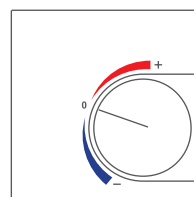
WRF07 PSD Itype1,  
Gira E2 pure white matt



Itype1



Itype2



Itype6



### Technical Data

Measured values	temperature, relative humidity
Operating functions	setpoint adjustment temperature, presence detection, status feedback via LED
Operating elements	potentiometer (P), button (T)
Configuration	BUS, DIP switches
Input	<b>A02V:</b> 2x input digital for floating switch contact <b>DI4:</b> 4x input digital for floating switch contact
Network technology	RS485 Modbus, RS485 BACnet (MS/TP), LON FT (free topology)
Output signal temperature	0..+50 °C
Measuring range humidity	0..100% rH non-condensing
Power supply	24 V = (±10%) SELV, 24 V ~ (±10%) SELV
Power consumption	<b>BACnet/Modbus:</b> typ. 0,9 W (24 V =), 1 VA (24 V ~) <b>LON:</b> typ. 1 W (24 V =), 2,5 VA (24 V ~)
Display	LED for status feedback, green
Enclosure	central disc in design of the manufacturer (varies depending on switch range)



Technical Data	
Protection (IP)	IP20, according to EN 60529
Connection	terminal block, max. 1,5 mm <sup>2</sup>
Switch ranges	Berker, Busch-Jaeger, Feller, Gira, Jung, Merten
Mounting	flush-mounted in standard EU box (Ø=60 mm, depth min. 45 mm)
Delivery content	incl. frame

## WRF07 RC x AO2V

Room thermostat heating/cooling RS485 BACnet (MS/TP)					
Item description	Contr.	Item No.	Group	€	
WRF07 RC P AO2V temp RS485 BACnet (MS/TP) Itype1 Gira E2 pure white matt	✓	628150	RU2	204,60	
WRF07 RC PTD AO2V temp RS485 BACnet (MS/TP) Itype1 Gira E2 pure white matt, LED green	✓	628167	RU2	217,00	

Room thermostat heating/cooling RS485 Modbus					
Item description	Contr.	Item No.	Group	€	
WRF07 RC P AO2V temp RS485 Modbus Itype1 Gira E2 pure white matt	✓	496094	RU2	204,60	
WRF07 RC PTD AO2V temp RS485 Modbus Itype1 Gira E2 pure white matt, LED green	✓	497800	RU2	217,00	

Room thermostat heating/cooling LON					
Item description	Contr.	Item No.	Group	€	
WRF07 RC P AO2V temp LON Itype1 Gira E2 pure white matt	✓	583374	RU2	279,10	
WRF07 RC PTD AO2V temp LON Itype1 Gira E2 pure white matt, LED green	✓	628174	RU2	292,60	

## WRF07 RC x DI4

Room thermostat temperature RS485 Modbus					
Item description	Contr.	Item No.	Group	€	
WRF07 RC P DI4 temp RS485 Modbus Itype1 Gira E2 pure white matt	✓	613910	RU2	204,60	
WRF07 RC PTD DI4 temp RS485 Modbus Itype1 Gira E2 pure white matt, LED green	✓	628181	RU2	217,00	

Room thermostat temperature LON					
Item description	Contr.	Item No.	Group	€	
WRF07 RC P DI4 temp LON Itype1 Gira E2 pure white matt	✓	615600	RU2	279,10	
WRF07 RC PTD DI4 temp LON Itype1 Gira E2 pure white matt, LED green	✓	595230	RU2	292,60	

Options		Switch ranges on page 433/434
Description		€
Additional button		26,90
Additional diode (LED)		22,00
Rotary switch for fan stage adjustment with up to 5 stages		on request
Labelling type 2 (ltype2)		5,20
Labelling type 6 colour red+blue (ltype6)		6,80
Switch ranges plastic 55x55: alpin white/polar white/pure white/studio white, anthracite, aluminium (various manufacturers)		0,00
Switch ranges plastic in other colours or dimensions (various manufacturers)		14,90
Switch ranges stainless steel   glass   aluminium (various manufacturers)		47,40
Add for additional humidity sensor		41,90

Accessories			
Item description	Item No.	Group	€
PSU-UP24 – flush-mounted power supply 24 V	645737	AS1	49,40

## WRF06 LCD RC

The flush-mounted room operating unit with set point adjustment, fan stage control and occupancy button can be used for an individual temperature control in living spaces as well as hotel and office rooms. With 4 push buttons and an integrated LCD for visualizing temperature, fan stage and occupancy, the WRF06 LCD VV can also control proportional valves directly besides the models to integrate into a Modbus RS485 or LON network. Removable terminals allow for pre-wiring.



WRF06 LCD Itype1 pure white,  
frame Gira E2 pure white matt



WRF06 LCD Itype1 anthracite,  
frame Peha Aura Glas



WRF06 LCD LON Itype2 aluminium,  
frame Merten M-Plan aluminium



WRF06 LCD (DO2R/DO2T/OVR/OVT) Itype1 pure white,  
frame two-fold with blind cover



labelling type 1 (Itype1)



labelling type 2 (Itype2)



labelling type 3 (Itype3)

Technical Data	
Measured values	temperature, relative humidity
Operating functions	setpoint adjustment temperature, setpoint adjustment OK/cancel, fan stage adjustment, presence detection
Operating elements	4 buttons
Configuration	BUS, buttons, DIP switches
Input	<b>DI4:</b> 4x input digital for floating switch contact <b>AO2V/DO2R/DO2T/OVR/OVT:</b> 2x input digital for floating switch contact
Network technology	RS485 Modbus, LON FT (free topology)
Output signal temperature	0..+50 °C
Measuring range humidity	0..100% rH non-condensing
Power supply	15..24 V = (±10%) SELV, 24 V ~ (±10%) SELV
Power consumption	typ. 0,9 W (24 V =), 1 VA (24 V ~)
Display	LCD 34x21 mm, monochrome
Enclosure	PC
Colour	white, pure white brilliant, pure white matt, aluminium, Jung aluminium, anthracite
Protection (IP)	IP30, according to EN 60529
Connection	terminal block, max. 1,5 mm <sup>2</sup> , pluggable
Switch ranges	Berker, Busch-Jaeger, Feller, Gira, Jung, Merten, Peha (please specify the desired frame when ordering)
Mounting	flush-mounted in standard EU box (Ø=60 mm, depth min. 45 mm) DO2T, DO2R, OVR, OVT with IO extension need 2 flush-mounting boxes (Ø=60 mm) and double frame (alternatively, the IO unit can be mounted in a deep flush-mounted box or be detached up to 10 m)

Outputs	AO2V	DO2R	DO2T	OVR	OVT
0..10 V	2	–	–	1	1
Relay	–	2	–	1	–
Triac	–	–	2	–	1
Inputs	AO2V	DO2R	DO2T	OVR	OVT
Universal (configurable)	2	2	2	2	2

**Room thermostat temperature RS485 Modbus DI4**

Item description	Contr.	Item No.	Group	€
WRF06 LCD RC DI4 temp RS485 Modbus ltype1 pure white matt	✓	731140	RU2	217,90
WRF06 LCD RC DI4 temp RS485 Modbus ltype1 pure white brilliant	✓	730068	RU2	217,90
WRF06 LCD RC DI4 temp RS485 Modbus ltype1 aluminium	✓	731164	RU2	217,90
WRF06 LCD RC DI4 temp RS485 Modbus ltype1 Jung aluminium	✓	731195	RU2	217,90
WRF06 LCD RC DI4 temp RS485 Modbus ltype1 anthracite	✓	731201	RU2	217,90

**Room thermostat heating/cooling RS485 Modbus AO2V**

Item description	Contr.	Item No.	Group	€
WRF06 LCD RC AO2V temp RS485 Modbus ltype1 pure white matt	✓	415125	RU2	217,90
WRF06 LCD RC AO2V temp RS485 Modbus ltype1 pure white brilliant	✓	731379	RU2	217,90
WRF06 LCD RC AO2V temp RS485 Modbus ltype1 aluminium	✓	731386	RU2	217,90
WRF06 LCD RC AO2V temp RS485 Modbus ltype1 Jung aluminium	✓	731393	RU2	217,90
WRF06 LCD RC AO2V temp RS485 Modbus ltype1 anthracite	✓	731409	RU2	217,90

**Room thermostat heating/cooling RS485 Modbus IO**

Item description	Contr.	Item No.	Group	€
WRF06 LCD RC DO2R temp RS485 Modbus ltype1 pure white matt	✓	731416	RU2	249,50
WRF06 LCD RC DO2T temp RS485 Modbus ltype1 pure white matt	✓	731423	RU2	249,50
WRF06 LCD RC OVR temp RS485 Modbus ltype1 pure white matt	✓	731430	RU2	249,50
WRF06 LCD RC OVT temp RS485 Modbus ltype1 pure white matt	✓	731447	RU2	249,50

**Options**

Switch ranges on page 433/434

Description	€
Labelling type 2 (ltype2)	0,00
Labelling type 3 (ltype3)	0,00
Switch ranges plastic 55x55: alpin white/polar white/pure white/studio white, anthracite, aluminium (various manufacturers)	5,60
Switch ranges plastic in other colours or dimensions (various manufacturers)	14,90
Switch ranges stainless steel   glass   aluminium (various manufacturers)	47,40
Switch ranges plastic 55x55: frame 2x with blind cover alpin white/polar white/pure white/studio white, anthracite, aluminium (various manufacturers)	9,10
<b>IO:</b> Switch ranges plastic in further colours and/or >55 mm: frame 2x with blind cover (various manufacturers)	22,00
<b>IO:</b> Switch ranges stainless steel   glass   aluminium: frame 2x with blind cover (various manufacturers)	70,00
Add for additional humidity sensor	41,90

Room thermostat temperature LON DI4				
Item description	Contr.	Item No.	Group	€
WRF06 LCD RC DI4 temp LON ltype1 pure white matt	✓	731218	RU2	313,90
WRF06 LCD RC DI4 temp LON ltype1 pure white brilliant	✓	731232	RU2	313,90
WRF06 LCD RC DI4 temp LON ltype1 aluminium	✓	731249	RU2	313,90
WRF06 LCD RC DI4 temp LON ltype1 Jung aluminium	✓	731256	RU2	313,90
WRF06 LCD RC DI4 temp LON ltype1 anthracite	✓	731263	RU2	313,90

Room thermostat heating/cooling LON AO2V				
Item description	Contr.	Item No.	Group	€
WRF06 LCD RC AO2V temp LON ltype1 pure white matt	✓	731454	RU2	313,90
WRF06 LCD RC AO2V temp LON ltype1 pure white brilliant	✓	731461	RU2	313,90
WRF06 LCD RC AO2V temp LON ltype1 aluminium	✓	731478	RU2	313,90
WRF06 LCD RC AO2V temp LON ltype1 Jung aluminium	✓	731485	RU2	313,90
WRF06 LCD RC AO2V temp LON ltype1 anthracite	✓	731492	RU2	313,90

Room thermostat heating/cooling LON IO				
Item description	Contr.	Item No.	Group	€
WRF06 LCD RC DO2R temp LON ltype1 pure white matt	✓	731577	RU2	345,40
WRF06 LCD RC DO2T temp LON ltype1 pure white matt	✓	731584	RU2	345,40
WRF06 LCD RC OVR temp LON ltype1 pure white matt	✓	731607	RU2	345,40
WRF06 LCD RC OVT temp LON ltype1 pure white matt	✓	731676	RU2	345,40


Options	Switch ranges on page 433/434
Description	€
Labelling type 2 (ltype2)	0,00
Labelling type 3 (ltype3)	0,00
Switch ranges plastic 55x55: alpin white/polar white/pure white/studio white, anthracite, aluminium (various manufacturers)	5,60
Switch ranges plastic in other colours or dimensions (various manufacturers)	14,90
Switch ranges stainless steel   glass   aluminium (various manufacturers)	47,40
Switch ranges plastic 55x55: frame 2x with blind cover alpin white/polar white/pure white/studio white, anthracite, aluminium (various manufacturers)	9,10
IO: Switch ranges plastic in further colours and/or >55 mm: frame 2x with blind cover (various manufacturers)	22,00
IO: Switch ranges stainless steel   glass   aluminium: frame 2x with blind cover (various manufacturers)	70,00
Add for additional humidity sensor	41,90

**Accessories**

Item description	Item No.	Group	€
USB Interface RS485 (incl. driver CD)	668293	NET	62,00
PSU-UP24 – flush-mounted power supply 24 V	645737	AS1	49,40

## WRF06 RC x

A visually appealing flush-mounted room operating unit in the design of various switch frame manufacturers. Available in different colors and with different labeling options. Possible operating elements are rotary switches (fan stage adjustment), LEDs (optical status feedback), buttons (presence) and buttons for operating other peripheral devices. A temperature sensor can be added. The removable terminal allows for pre-wiring. It can be connected to Modbus RS485 and LON networks.



WRF06 TD Gira E2 pure white matt



Technical Data	
Measured values	temperature
Operating functions	presence detection, status feedback via LED
Operating elements	button (T)
Input	<b>A02V:</b> 2x input digital for floating switch contact, <b>DI4:</b> 4x input digital for floating switch contact
Network technology	RS485 Modbus, LON FT (free topology)
Power supply	24 V = (±10%) SELV, 24 V ~ (±10%) SELV
Power consumption	typ. 0,9 W (24 V =), 1 VA (24 V ~)
Display	LED for status feedback, green
Enclosure	central disc in design of the manufacturer, (varies depending on switch range)
Operating range temperature	-35..+70 °C
Protection (IP)	IP20, according to EN 60529
Connection	terminal block, max. 1,5 mm <sup>2</sup> , pluggable
Switch ranges	Berker, Busch-Jaeger, Feller, Gira, Jung, Merten
Mounting	flush-mounted in standard EU box (Ø=60 mm, depth min. 45 mm)
Delivery content	incl. frame



Room thermostat temperature BUS				
Item description	Contr.	Item No.	Group	€
WRF06 RC TD DI4 RS485 Modbus Gira E2 pure white matt, LED green	✓	696487	RU2	240,60
WRF06 RC TD DI4 LON Gira E2 pure white matt, LED green	✓	696555	RU2	268,20
WRF06 RC TD A02V LON Gira E2 pure white matt, LED green	✓	696531	RU2	268,20

Options	Switch ranges on page 433/434
Description	€
Additional button	26,90
Additional diode (LED)	22,00
Switch ranges plastic 55x55: alpin white/polar white/pure white/studio white, anthracite, aluminium (various manufacturers)	0,00
Switch ranges plastic in other colours or dimensions (various manufacturers)	14,90
Switch ranges stainless steel   glass   aluminium (various manufacturers)	47,40

## WRF06 RC

Flush-mounted room sensor for temperature, humidity and air quality measurement in living rooms, offices etc. Designed for connection to controller and display systems. Due to the visual appearance and the matching design frames from various switch range manufacturers, the device is particularly suitable for design-oriented facilities. It can be mounted separately in a single frame or in a multiple frame. Optionally, it is possible to add operating elements for controlling HVAC systems from the device. Stainless steel versions are available on request.



WRF06 pure white,  
frame Gira E2 pure white matt



Technical Data	
Measured values	temperature
Configuration	Software/Plug-In for configuration, BUS, jumper, DIP switches (depending on type)
Input	<b>AO2V:</b> 2x input digital for floating switch contact <b>DI4:</b> 4x input digital for floating switch contact
Network technology	RS485 Modbus, LON FT (free topology)
Power supply	15..24 V = ( $\pm 10\%$ ) SELV, 24 V ~ ( $\pm 10\%$ ) SELV
Power consumption	typ. 0,9 W (24 V =), 1 VA (24 V ~)
Enclosure	PC, central disc Thermokon (frame selectable)
Colour	white, pure white brilliant, pure white matt, aluminium, Jung aluminium, anthracite
Operating range temperature	0..+50 °C
Protection (IP)	<b>BACnet/Modbus:</b> IP30, according to EN 60529 <b>LON:</b> IP20, according to EN 60529
Connection	terminal block, max. 1,5 mm <sup>2</sup> , pluggable
Switch ranges	Berker, Busch-Jaeger, Feller, Gira, Jung, Merten, Peha (please specify the desired frame when ordering)
Mounting	flush-mounted in standard EU box ( $\varnothing=60$ mm, depth min. 45 mm)

**Room sensor temperature with control function RS485 Modbus DI4**

Item description	Contr.	Item No.	Group	€
WRF06 RC DI4 temp RS485 Modbus pure white matt	✓	781916	TP1	188,10
WRF06 RC DI4 temp RS485 Modbus pure white brilliant	✓	781909	TP1	188,10
WRF06 RC DI4 temp RS485 Modbus aluminium	✓	781893	TP1	188,10
WRF06 RC DI4 temp RS485 Modbus Jung aluminium	✓	781886	TP1	188,10
WRF06 RC DI4 temp RS485 Modbus anthracite	✓	781879	TP1	188,10

**Room sensor temperature with control function RS485 Modbus AO2V**

Item description	Contr.	Item No.	Group	€
WRF06 RC AO2V temp RS485 Modbus pure white matt	✓	762601	TP1	188,10
WRF06 RC AO2V temp RS485 Modbus pure white brilliant	✓	746359	TP1	188,10
WRF06 RC AO2V temp RS485 Modbus aluminium	✓	762625	TP1	188,10
WRF06 RC AO2V temp RS485 Modbus Jung aluminium	✓	762632	TP1	188,10
WRF06 RC AO2V temp RS485 Modbus anthracite	✓	762656	TP1	188,10

**Room sensor temperature with control function LON DI4**

Item description	Contr.	Item No.	Group	€
WRF06 RC DI4 temp LON pure white matt	✓	781466	TP1	215,70
WRF06 RC DI4 temp LON pure white brilliant	✓	781459	TP1	215,70
WRF06 RC DI4 temp LON aluminium	✓	781442	TP1	215,70
WRF06 RC DI4 temp LON Jung aluminium	✓	781435	TP1	215,70
WRF06 RC DI4 temp LON anthracite	✓	781428	TP1	215,70

**Room sensor temperature with control function LON AO2V**

Item description	Contr.	Item No.	Group	€
WRF06 RC AO2V temp LON pure white matt	✓	781411	TP1	215,70
WRF06 RC AO2V temp LON pure white brilliant	✓	781404	TP1	215,70
WRF06 RC AO2V temp LON aluminium	✓	781398	TP1	215,70
WRF06 RC AO2V temp LON Jung aluminium	✓	781381	TP1	215,70
WRF06 RC AO2V temp LON anthracite	✓	781374	TP1	215,70

Options	Switch ranges on page 433/434
Description	€
Add to price of RS485 Modbus for RS485 BACnet (MS/TP)	0,00
Switch ranges plastic 55x55: alpin white/polar white/pure white/studio white, anthracite, aluminium (various manufacturers)	5,60
Switch ranges plastic in other colours or dimensions (various manufacturers)	14,90
Switch ranges stainless steel   glass   aluminium (various manufacturers)	47,40

Accessories			
Item description	Item No.	Group	€
PSU-UP24 – flush-mounted power supply 24 V	645737	AS1	49,40

## WRF04 RC x

The surface-mounted room controller (with optional display) provides a comfortable and individual temperature control in living spaces, hotel and office rooms. Available operating elements are set point potentiometers, rotary switches for fan stage selection, buttons for occupancy and LEDs for status feedback. Depending on the type, proportional 0..10 V or 2-point valves can be controlled for heating and cooling. The terminal in the back part allows for pre-wiring.



WRF04 LCD P



WRF04 LCD PTD



WRF04 LCD PSD



WRF04 LCD PSTD



### Technical Data

Measured values	temperature
Operating functions	setpoint adjustment temperature, fan stage adjustment, max. 5 stages, presence detection, status feedback via LED
Operating elements	potentiometer (P), rotary switch (S), button (T)
Configuration	BUS, DIP switches
Input	2x input for floating contact
Network technology	RS485 Modbus
Power supply	15..24 V = ( $\pm 10\%$ ) SELV, 24 V ~ ( $\pm 10\%$ ) SELV
Power consumption	typ. 0,4 W (24 V =), 0,6 VA (24 V ~)
Display	LCD 29x12 mm, monochrome LED for status feedback
Enclosure	PC
Colour	pure white
Operating range temperature	-35..+70 °C
Protection (IP)	IP30, according to EN 60529
Connection	terminal block, max. 1,5 mm <sup>2</sup> cable entry via rear opening, predetermined breaking point (bottom und top)
Mounting	flush-mounted on standard EU box ( $\varnothing=60$ mm), surface-mounted flat on base using screws or with frame for surface mounting (see accessories) base part can be mounted and wired separately

Outputs	A02V	DO2R	DO2T	OVR	OVT
0..10 V	2	–	–	1	1
Relay	–	2	–	1	–
Triac	–	–	2	–	1
Inputs	A02V	DO2R	DO2T	OVR	OVT
Universal (configurable)	2	2	2	2	2

**Room thermostat heating/cooling RS485 Modbus AO2V**

Item description	Contr.	Item No.	Group	€
WRF04 RC P AO2V temp RS485 Modbus	✓	419956	RU2	181,20
WRF04 RC PTD AO2V temp RS485 Modbus, LED green	✓	415613	RU2	190,20
WRF04 RC PSD AO2V temp RS485 Modbus, FS5, LED green	✓	419949	RU2	210,70
WRF04 RC PSTD AO2V temp RS485 Modbus, FS5, LED green	✓	480505	RU2	229,50
WRF04 RC LCD P AO2V temp RS485 Modbus	✓	420020	RU2	226,30
WRF04 RC LCD PTD AO2V temp RS485 Modbus, LED green	✓	415620	RU2	235,30
WRF04 RC LCD PSD AO2V temp RS485 Modbus, FS5, LED green	✓	419987	RU2	255,80
WRF04 RC LCD PSTD AO2V temp RS485 Modbus, FS5, LED green	✓	538442	RU2	274,60

**Room thermostat heating/cooling RS485 Modbus IO DO2R**

Item description	Contr.	Item No.	Group	€
WRF04 RC P DO2R temp RS485 Modbus, IO	✓	420266	RU2	229,90
WRF04 RC PTD DO2R temp RS485 Modbus, LED green, IO	✓	420273	RU2	238,90
WRF04 RC PSD DO2R temp RS485 Modbus, FS5, LED green, IO	✓	420280	RU2	259,50
WRF04 RC LCD P DO2R temp RS485 Modbus, IO	✓	420327	RU2	275,00
WRF04 RC LCD PTD DO2R temp RS485 Modbus, LED green, IO	✓	420334	RU2	284,00
WRF04 RC LCD PSD DO2R temp RS485 Modbus, FS5, LED green, IO	✓	628822	RU2	304,60

**Room thermostat heating/cooling RS485 Modbus IO DO2T**

Item description	Contr.	Item No.	Group	€
WRF04 RC P DO2T temp RS485 Modbus, IO	✓	420617	RU2	229,90
WRF04 RC PTD DO2T temp RS485 Modbus, LED green, IO	✓	420624	RU2	238,90
WRF04 RC PSD DO2T temp RS485 Modbus, FS5, LED green, IO	✓	420631	RU2	259,50
WRF04 RC LCD P DO2T temp RS485 Modbus, IO	✓	420815	RU2	275,00
WRF04 RC LCD PTD DO2T temp RS485 Modbus, LED green, IO	✓	628846	RU2	284,00
WRF04 RC LCD PSD DO2T temp RS485 Modbus, FS5, LED green, IO	✓	628839	RU2	304,60

Room thermostat heating/cooling RS485 Modbus IO OVR				
Item description	Contr.	Item No.	Group	€
WRF04 RC P OVR temp RS485 Modbus, IO	✓	420679	RU2	229,90
WRF04 RC PTD OVR temp RS485 Modbus, LED green, IO	✓	420686	RU2	238,90
WRF04 RC PSD OVR temp RS485 Modbus, FS5, LED green, IO	✓	420693	RU2	259,50
WRF04 RC LCD P OVR temp RS485 Modbus, IO	✓	420891	RU2	275,00
WRF04 RC LCD PTD OVR temp RS485 Modbus, LED green, IO	✓	420907	RU2	284,00
WRF04 RC LCD PSD OVR temp RS485 Modbus, FS5, LED green, IO	✓	420914	RU2	304,60

Room thermostat heating/cooling RS485 Modbus IO OVT				
Item description	Contr.	Item No.	Group	€
WRF04 RC P OVT temp RS485 Modbus, IO	✓	420747	RU2	229,90
WRF04 RC PTD OVT temp RS485 Modbus, LED green, IO	✓	420754	RU2	238,90
WRF04 RC PSD OVT temp RS485 Modbus, FS5, LED green, IO	✓	420761	RU2	259,50
WRF04 RC LCD P OVT temp RS485 Modbus, IO	✓	420952	RU2	275,00
WRF04 RC LCD PTD OVT temp RS485 Modbus, LED green, IO	✓	630122	RU2	284,00
WRF04 RC LCD PSD OVT temp RS485 Modbus, FS5, LED green, IO	✓	628877	RU2	304,60

Options	
Description	€
Rotary switch S with 2/3/4 fan stages (FS2/FS3/FS4)	13,50
Labelling type 6 colour red+blue (ltype6)	6,80
Special printing on request	
Special painting available	

Accessories			
Item description	Item No.	Group	€
Fixing kit rawplugs and screws (2x each)	660945	AS1	1,05
Frame for surface mounting WRF04 pure white	111584	AS1	14,90
PSU-UP24 – flush-mounted power supply 24 V	645737	AS1	49,40
Special painting – prices on request			
Special painting setup costs (once per colour)	114998	NET	216,10
Special printing – order quantity 20..49 pcs. (each per colour)	–		21,20
Special printing – order quantity 50..99 pcs. (each per colour)	–		15,90
Special printing setup and tool costs (once for one-colour print)	115049	NET	216,10

## LCA

The flat surface-mounted bi-metallic room thermostat LCA with night-time lowering (ECO function) is designed for heating or cooling in 2-pipe systems in residential, industrial and commercial buildings. The set point can be selected through a large rotary knob. It is suitable for infrared heaters and other thermostat-controlled heating systems.

The flat surface-mounted bimetallic room controller LCA-D is designed for heating in 2-pipe systems in residential, industrial and commercial buildings. The set point can be adjusted through a large rotary knob. The operating mode is indicated by an LED.



LCA



LCA D

### Technical Data

<b>Measured values</b>	temperature
<b>Operating functions</b>	setpoint adjustment +5..+30 °C, day/night operation
<b>Operating elements</b>	rotary knob
<b>Input</b>	input for night setback -3 K, 230 V ~, floating
<b>Power supply</b>	230 V ~
<b>Display</b>	LED – heating ON
<b>Enclosure</b>	ABS
<b>Colour</b>	pure white brilliant
<b>Operating range temperature</b>	0..+50 °C
<b>Protection (IP)</b>	IP30, according to EN 60529
<b>Connection</b>	terminal block, max. 1,5 mm <sup>2</sup> , cable entry via rear opening
<b>Mounting</b>	flush-mounted on standard EU box (Ø=60 mm)

### Room thermostat on surface active

Item description	Contr.	Item No.	Group	€
LCA	✓	660822	RU1	41,70
LCA D	✓	660815	RU1	44,30



**FSR01**

Hygrostat for ON/OFF control of ventilation and air conditioning, humidification and dehumidification equipment in rooms and office spaces, data centers, warehouses and similar applications.

**Technical Data**

<b>Measured values</b>	relative humidity
<b>Operating functions</b>	threshold adjustment
<b>Operating elements</b>	rotary button
<b>Measuring range humidity</b>	30..100% rH non-condensing
<b>Enclosure</b>	PC
<b>Colour</b>	pure white
<b>Operating range temperature</b>	0..+60 °C
<b>Protection (IP)</b>	IP30, according to EN 60529
<b>Connection</b>	terminal block, max. 1,5 mm <sup>2</sup> cable entry via rear opening, predetermined breaking point (bottom und top)
<b>Mounting</b>	flush-mounted on standard EU box (Ø=60 mm), surface-mounted flat on base using screws or with frame for surface mounting (see accessories) base part can be mounted and wired separately

**Room hygrostat on surface**

Item description	Item No.	Group	€
FSR01	427623	HU1	94,00
FSR01 internal adjuster	450607	HU1	94,00

**Accessories**

Item description	Item No.	Group	€
Fixing kit rawlplugs and screws (2x each)	660945	AS1	1,05
Frame for surface mounting NOVOS 3 / WRF04 pure white	795050	AS1	14,90



## NOVOS 5

Active room sensor in the NOVOS 5 enclosure for measurement of temperature, humidity (relative and absolute humidity, enthalpy, dew point), CO<sub>2</sub> and mixed gas (VOC) depending on the variant. The maintenance-free sensor contributes to a pleasant room climate and well-being. Typical applications include schools, office buildings, hotels or cinemas. The NOVOS 5 uses an LCD with color-changing backlight for displaying the measured values and exceeding threshold values. Different parameters like the display settings can be individually configured via Thermo-kon NOVOSapp. Optionally, operating elements for controlling HVAC systems can be added (see product NOVOS 5 x in the chapter 'Room Operating Units').

0..10 V / 4..20 mA   

Technical Data	
Measured values	temperature, relative humidity, absolute humidity, enthalpy, dew point, CO <sub>2</sub> , VOC
Configuration	NOVOSapp, uConfig, BUS, ETS (KNX) (depending on type)
Input	<b>BACnet/Modbus:</b> 1x input for floating contact <b>KNX:</b> 1x input for NTC10k or floating contact 2x input for floating contact
Network technology	RS485 Modbus, RS485 BACnet (MS/TP), KNX (TP1)
Output signal temperature	0..+50 °C (default setting), selectable from 4 temperature ranges -40..+60   0..+50   -20..+80   -15..+35 °C -50..+50   0..+50   -20..+80   -15..+35 °C, optionally configurable
Measuring range humidity	0..100% rH non-condensing, 0..85 KJ/kg enthalpy, 0..50   0..80 g/m <sup>3</sup> absolute humidity, 0..+50   -20..+80 °C dew point, optionally configurable
Measuring range CO <sub>2</sub>	0..2000 ppm, 0..5000 ppm, optionally configurable
Measuring VOC (mixed gas)	heated metal oxide semiconductor
Power supply	15..35 V = SELV, 19..29 V ~ SELV <b>KNX:</b> 24 V = (±10%) SELV
Power consumption	typ. 0,4 W (24 V =), 0,8 VA (24 V ~)
Display	LCD 29x35 mm, RGB backlight, with traffic light function, threshold values configurable, optionally configurable via app or uConfig
Enclosure	PC V0
Colour	pure white, aluminium, black
Operating range temperature	0..+50 °C
Protection (IP)	IP30, according to EN 60529
Connection	cable entry via rear opening tool-free mountable spring clamp, max. 1,5 mm <sup>2</sup> predetermined breaking point (bottom) or drilling mark (top) <b>KNX:</b> removable plug-in terminal, max. Ø=0,8 mm

Technical Data	
<b>Mounting</b>	flush-mounted on standard EU box (Ø=60 mm), surface-mounted flat on base using adhesive foil or screws base part can be mounted and wired separately <b>KNX:</b> flush-mounted in standard EU box (Ø=60 mm, depth min. 45 mm)
<b>Notes</b>	mixed gas sensors detect gases and vapours which can be oxidised (burnt): Body odours, tobacco smoke, exhalations emitted by materials (furniture, carpets, paint, glue ...)

## NOVOS 5 – temperature

Room sensor temperature active				
Item description	NOVOSapp	Item No.	Group	€
NOVOS 5 temp white LCD TRV	✓	733519	TP1	137,30
NOVOS 5 temp white LCD TRA	✓	733557	TP1	137,30

Room sensor temperature BUS				
Item description	NOVOSapp	Item No.	Group	€
NOVOS 5 temp white LCD RS485 BACnet (MS/TP)	✓	754712	TP1	179,70
NOVOS 5 temp white LCD RS485 Modbus	✓	733571	TP1	179,70

## NOVOS 5 – temperature + relative humidity

Room sensor humidity + temperature active				
Item description	NOVOSapp	Item No.	Group	€
NOVOS 5 temp_rH white LCD VV	✓	733595	HU1	179,20
NOVOS 5 temp_rH white LCD AA	✓	733601	HU1	179,20

Room sensor humidity + temperature BUS				
Item description	NOVOSapp	Item No.	Group	€
NOVOS 5 temp_rH white LCD RS485 BACnet (MS/TP)	✓	754842	HU1	221,60
NOVOS 5 temp_rH white LCD RS485 Modbus	✓	733649	HU1	221,60

## NOVOS 5 – CO2 + temperature + relative humidity

Room sensor CO2 with up to 3 measured values active				
Item description	NOVOSapp	Item No.	Group	€
NOVOS 5 CO2 temp white LCD VV	✓	734202	AQ1	302,60
NOVOS 5 CO2 temp white LCD AA	✓	734240	AQ1	302,60
NOVOS 5 CO2 temp_rH white LCD 3xV	✓	734226	AQ1	344,50
NOVOS 5 CO2 temp_rH white LCD 3xA	✓	734264	AQ1	366,90

Room sensor CO2 with up to 3 measured values RS485 BACnet (MS/TP)				
Item description	NOVOSapp	Item No.	Group	€
NOVOS 5 CO2 temp white LCD RS485 BACnet (MS/TP)	✓	755672	AQ1	341,40
NOVOS 5 CO2 temp_rH white LCD RS485 BACnet (MS/TP)	✓	755696	AQ1	383,30

Room sensor CO2 with up to 3 measured values RS485 Modbus				
Item description	NOVOSapp	Item No.	Group	€
NOVOS 5 CO2 temp white LCD RS485 Modbus	✓	734295	AQ1	341,40
NOVOS 5 CO2 temp_rH white LCD RS485 Modbus	✓	734639	AQ1	383,30

## NOVOS 5 – VOC + temperature + relative humidity

Room sensor VOC with up to 3 measured values active				
Item description	NOVOSapp	Item No.	Group	€
NOVOS 5 VOC temp white LCD VV	✓	735209	AQ1	256,90
NOVOS 5 VOC temp white LCD AA	✓	735247	AQ1	256,90
NOVOS 5 VOC temp_rH white LCD 3xV	✓	735223	AQ1	298,80
NOVOS 5 VOC temp_rH white LCD 3xA	✓	735261	AQ1	321,20

Room sensor VOC with up to 3 measured values RS485 BACnet (MS/TP)				
Item description	NOVOSapp	Item No.	Group	€
NOVOS 5 VOC temp white LCD RS485 BACnet (MS/TP)	✓	755719	AQ1	295,70
NOVOS 5 VOC temp_rH white LCD RS485 BACnet (MS/TP)	✓	755733	AQ1	337,60

Room sensor VOC with up to 3 measured values RS485 Modbus				
Item description	NOVOSapp	Item No.	Group	€
NOVOS 5 VOC temp white LCD RS485 Modbus	✓	735292	AQ1	295,70
NOVOS 5 VOC temp_rH white LCD RS485 Modbus	✓	735322	AQ1	337,60

**NOVOS 5 – CO2 + VOC + temperature + relative humidity****Room sensor CO2 + VOC with up to 4 measured values active**

Item description	NOVOSapp	Item No.	Group	€
NOVOS 5 CO2+VOC white LCD VV	✓	735599	AQ1	365,40
NOVOS 5 CO2+VOC white LCD AA	✓	735667	AQ1	365,40
NOVOS 5 CO2+VOC temp white LCD 3xV	✓	735629	AQ1	386,40
NOVOS 5 CO2+VOC temp_rH white LCD 4xV	✓	735643	AQ1	428,30

**Room sensor CO2 + VOC with up to 4 measured values RS485 BACnet (MS/TP)**

Item description	NOVOSapp	Item No.	Group	€
NOVOS 5 CO2+VOC white LCD RS485 BACnet (MS/TP)	✓	755559	AQ1	404,20
NOVOS 5 CO2+VOC temp white LCD RS485 BACnet (MS/TP)	✓	755597	AQ1	425,20
NOVOS 5 CO2+VOC temp_rH white LCD RS485 BACnet (MS/TP)	✓	755658	AQ1	467,10

**Room sensor CO2 + VOC with up to 4 measured values RS485 Modbus**

Item description	NOVOSapp	Item No.	Group	€
NOVOS 5 CO2+VOC white LCD RS485 Modbus	✓	735513	AQ1	404,20
NOVOS 5 CO2+VOC temp white LCD RS485 Modbus	✓	735728	AQ1	425,20
NOVOS 5 CO2+VOC temp_rH white LCD RS485 Modbus	✓	735742	AQ1	467,10

**Options**

Description	€
Colour aluminium	25,20
Colour black	25,20

**Accessories**

Item description	Item No.	Group	€
Fixing kit rawlplugs and screws (2x each)	660945	AS1	1,05
PSU-UP24 – flush-mounted power supply 24 V	645737	AS1	49,40
BLE dongle with micro-USB for devices USE-M / USE-L / NOVOS / thanos EVO	668262	NET	31,30
USB interface for devices USE-M / USE-L / NOVOS / thanos EVO / SR06 LCD	597838	AS1	38,50



## NOVOS 3

Room sensor in the NOVOS 3 enclosure for measurement of temperature (also available with passive temperature output), humidity (relative and absolute humidity, enthalpy, dew point), CO<sub>2</sub> and mixed gas (VOC) depending on the variant. The maintenance-free sensor contributes to a pleasant room climate and well-being. Typical applications include schools, office buildings, hotels or cinemas. Different parameters can be individually configured via Thermokon NOVOSapp or uConfig. Optionally, operating elements for controlling HVAC systems can be added (see product NOVOS 3 x in the chapter 'Room Operating Units').

passive / 0..10 V / 4..20 mA   

Technical Data	
Measured values	temperature, relative humidity, absolute humidity, enthalpy, dew point, CO <sub>2</sub> , VOC
Configuration	NOVOSapp, uConfig, BUS, ETS (KNX) (depending on type) <b>CO<sub>2</sub>+VOC</b> : each output can be set to get a variable mix of CO <sub>2</sub> and VOC by configuration via app or uConfig
Input	<b>BACnet/Modbus</b> : 1x input for floating contact <b>KNX</b> : 1x input for NTC10k or floating contact, 2x input for floating contact
Network technology	RS485 Modbus, RS485 BACnet (MS/TP), KNX (TP1)
Output signal temperature	0..+50 °C (default setting), selectable from 4 temperature ranges -40..+60   0..+50   -20..+80   -15..+35 °C -50..+50   0..+50   -20..+80   -15..+35 °C, optionally configurable
Measuring range humidity	0..100% rH non-condensing, 0..85 KJ/kg enthalpy, 0..50   0..80 g/m <sup>3</sup> absolute humidity, 0..+50   -20..+80 °C dew point, optionally configurable
Measuring range CO <sub>2</sub>	0..2000 ppm, 0..5000 ppm, optionally configurable
Measuring VOC (mixed gas)	heated metal oxide semiconductor
Power supply	15..35 V = SELV, 19..29 V ~ SELV <b>KNX</b> : 24 V = (±10%) SELV, supply via BUS: 29 V = SELV
Power consumption	typ. 0,4 W (24 V =), max. 0,5 W (24 V =), 0,8 VA (24 V ~) <b>KNX</b> : typ. 0,4 W (24 V =)
Display	RGB LED, with traffic light function, threshold values configurable optionally configurable via app or uConfig
Enclosure	PC V0
Colour	pure white, aluminium, black design cover alu or black available
Operating range temperature	0..50 °C
Protection (IP)	IP20, according to EN 60529
Connection	cable entry via rear opening tool-free mountable spring clamp, max. 1,5 mm <sup>2</sup> predetermined breaking point (bottom) or drilling mark (top) <b>KNX</b> : removable plug-in terminal, max. Ø=0,8 mm

**Technical Data**
**Mounting**

flush-mounted on standard EU box (Ø=60 mm), surface-mounted flat on base using adhesive foil or screws

base part can be mounted and wired separately

**KNX:** flush-mounted in standard EU box (Ø=60 mm, depth min. 45 mm)

**Notes**

mixed gas sensors detect gases and vapours which can be oxidised (burnt): Body odours, tobacco smoke, exhalations emitted by materials (furniture, carpets, paint, glue ...)

**Design:** + surcharge for design cover (mandatory), please select colour

## NOVOS 3 – temperature

**Room sensor temperature passive**

Item description	NOVOSapp	Item No.	On stock	Group	€
NOVOS 3 temp white PT100	✓	728256		TP3	23,30
NOVOS 3 temp white PT100 1/3 DIN	✓	755283		TP3	27,80
NOVOS 3 temp white PT1000	✓	728386	⊕	TP3	25,80
NOVOS 3 temp white Ni1000	✓	728409	⊕	TP3	25,50
NOVOS 3 temp white Ni1000TK5000	✓	728416		TP3	29,70
NOVOS 3 temp white NTC10k	✓	728423	⊕	TP3	21,80
NOVOS 3 temp white design PT100	✓	728430		TP3	23,30
NOVOS 3 temp white design PT1000	✓	728447		TP3	25,80
NOVOS 3 temp white design PT1000 1/3 DIN	✓	728454		TP3	29,70
NOVOS 3 temp white design Ni1000	✓	728461		TP3	25,50
NOVOS 3 temp white design Ni1000TK5000	✓	728478		TP3	29,70
NOVOS 3 temp white design NTC10k	✓	728485		TP3	21,80

**Options**

Description	€
4-wire connection (4-wire)	6,50
Enclosure in aluminium	12,60
Enclosure in black	12,60
Design cover NOVOS 3 alu	12,60
Design cover NOVOS 3 black	12,60
Add to price of NTC10k for sensor NTC10k Precon   NTC10k Carel   NTC1,8k   NTC5k   NTC20k	0,00
Add to price of NTC10k for sensor LM235Z	2,00

Room sensor temperature active					
Item description	NOVOSapp	Item No.	On stock	Group	€
NOVOS 3 temp white TRV	✓	731614		TP2	76,00
NOVOS 3 temp white TRA	✓	731621	⊖	TP2	76,00
NOVOS 3 temp white design TRV	✓	731638		TP2	76,00
NOVOS 3 temp white design TRA	✓	731645		TP2	76,00

Room sensor temperature BUS					
Item description	NOVOSapp	Item No.		Group	€
NOVOS 3 temp white RS485 BACnet (MS/TP)	✓	754736		TP2	116,80
NOVOS 3 temp white design RS485 BACnet (MS/TP)	✓	754743		TP2	116,80
NOVOS 3 temp white RS485 Modbus	✓	731652		TP2	116,80
NOVOS 3 temp white design RS485 Modbus	✓	731669		TP2	116,80

Options	
Description	€
Enclosure in aluminium	12,60
Enclosure in black	12,60
Design cover NOVOS 3 alu	12,60
Design cover NOVOS 3 black	12,60

Accessories			
Item description	Item No.	Group	€
Fixing kit rawlplugs and screws (2x each)	660945	AS1	1,05
Frame for surface mounting NOVOS 3 / WRF04 pure white	795050	AS1	14,90
PSU-UP24 – flush-mounted power supply 24 V	645737	AS1	49,40
BLE dongle with micro-USB for devices USE-M / USE-L / NOVOS / thanos EVO	668262	NET	31,30
USB interface for devices USE-M / USE-L / NOVOS / thanos EVO / SR06 LCD	597838	AS1	38,50



**NOVOS 3 – temperature + relative humidity**

Room sensor humidity + temperature active					
Item description	NOVOSapp	Item No.	On stock	Group	€
NOVOS 3 temp_rH white VV	✓	731904	⊖	HU2	117,90
NOVOS 3 temp_rH white AA	✓	731911	⊖	HU2	117,90
NOVOS 3 temp_rH white design VV	✓	733472		HU2	117,90
NOVOS 3 temp_rH white design AA	✓	733489		HU2	117,90

Room sensor humidity + temperature BUS					
Item description	NOVOSapp	Item No.	Group	€	
NOVOS 3 temp_rH white RS485 BACnet (MS/TP)	✓	754866	HU2	158,70	
NOVOS 3 temp_rH white design RS485 BACnet (MS/TP)	✓	754897	HU2	158,70	
NOVOS 3 temp_rH white RS485 Modbus	✓	733496	HU2	158,70	
NOVOS 3 temp_rH white design RS485 Modbus	✓	733502	HU2	158,70	

**NOVOS 3 – CO2 + temperature + relative humidity**

Room sensor CO2 with up to 3 measured values active					
Item description	NOVOSapp	Item No.	On stock	Group	€
NOVOS 3 CO2 white V	✓	733663	⊖	AQ2	205,90
NOVOS 3 CO2 white A	✓	733724		AQ2	205,90
NOVOS 3 CO2 temp white VV	✓	733670	⊖	AQ2	257,50
NOVOS 3 CO2 temp white AA	✓	733731		AQ2	257,50
NOVOS 3 CO2 temp_rH white 3xV	✓	733687		AQ2	299,40
NOVOS 3 CO2 white design V	✓	733694		AQ2	205,90
NOVOS 3 CO2 white design A	✓	733755		AQ2	205,90
NOVOS 3 CO2 temp white design VV	✓	733700		AQ2	257,50
NOVOS 3 CO2 temp white design AA	✓	733762		AQ2	257,50
NOVOS 3 CO2 temp_rH white design 3xV	✓	733717		AQ2	299,40

Room sensor CO2 with up to 3 measured values RS485 BACnet (MS/TP)				
Item description	NOVOSapp	Item No.	Group	€
NOVOS 3 CO2 temp white RS485 BACnet (MS/TP)	✓	755856	AQ2	296,30
NOVOS 3 CO2 temp_rH white RS485 BACnet (MS/TP)	✓	755870	AQ2	338,20
NOVOS 3 CO2 temp white design RS485 BACnet (MS/TP)	✓	755863	AQ2	296,30
NOVOS 3 CO2 temp_rH white design RS485 BACnet (MS/TP)	✓	755894	AQ2	338,20

Room sensor CO2 with up to 3 measured values RS485 Modbus					
Item description	NOVOSapp	Item No.	On stock	Group	€
NOVOS 3 CO2 temp white RS485 Modbus	✓	734165		AQ2	296,30
NOVOS 3 CO2 temp_rH white RS485 Modbus	✓	734172	⊖	AQ2	338,20
NOVOS 3 CO2 temp white design RS485 Modbus	✓	734189		AQ2	296,30
NOVOS 3 CO2 temp_rH white design RS485 Modbus	✓	734196		AQ2	338,20

## NOVOS 3 – VOC + temperature + relative humidity

Room sensor VOC with up to 3 measured values active				
Item description	NOVOSapp	Item No.	Group	€
NOVOS 3 VOC white V	✓	734653	AQ2	188,90
NOVOS 3 VOC white A	✓	734738	AQ2	188,90
NOVOS 3 VOC temp white VV	✓	734660	AQ2	211,80
NOVOS 3 VOC temp white AA	✓	734745	AQ2	211,80
NOVOS 3 VOC temp_rH white 3xV	✓	734677	AQ2	253,70
NOVOS 3 VOC white design V	✓	734684	AQ2	188,90
NOVOS 3 VOC white design A	✓	734769	AQ2	188,90
NOVOS 3 VOC temp white design VV	✓	734707	AQ2	211,80
NOVOS 3 VOC temp white design AA	✓	734783	AQ2	211,80
NOVOS 3 VOC temp_rH white design 3xV	✓	734721	AQ2	253,70

**Room sensor VOC with up to 3 measured values RS485 BACnet (MS/TP)**

Item description	NOVOSapp	Item No.	Group	€
NOVOS 3 VOC temp white RS485 BACnet (MS/TP)	✓	755900	AQ2	250,60
NOVOS 3 VOC temp_rH white RS485 BACnet (MS/TP)	✓	755948	AQ2	292,50
NOVOS 3 VOC temp white design RS485 BACnet (MS/TP)	✓	755924	AQ2	250,60
NOVOS 3 VOC temp_rH white design RS485 BACnet (MS/TP)	✓	755955	AQ2	292,50

**Room sensor VOC with up to 3 measured values RS485 Modbus**

Item description	NOVOSapp	Item No.	Group	€
NOVOS 3 VOC temp white RS485 Modbus	✓	734813	AQ2	250,60
NOVOS 3 VOC temp_rH white RS485 Modbus	✓	734820	AQ2	292,50
NOVOS 3 VOC temp white design RS485 Modbus	✓	734868	AQ2	250,60
NOVOS 3 VOC temp_rH white design RS485 Modbus	✓	734875	AQ2	292,50

**NOVOS 3 – CO2 + VOC + temperature + relative humidity****Room sensor CO2 + VOC with up to 4 measured values active**

Item description	NOVOSapp	Item No.	Group	€
NOVOS 3 CO2+VOC white VV	✓	735353	AQ2	320,30
NOVOS 3 CO2+VOC white AA	✓	735421	AQ2	320,30
NOVOS 3 CO2+VOC temp white 3xV	✓	735360	AQ2	341,30
NOVOS 3 CO2+VOC temp_rH white 4xV	✓	735377	AQ2	383,20
NOVOS 3 CO2+VOC white design VV	✓	735391	AQ2	320,30
NOVOS 3 CO2+VOC white design AA	✓	735452	AQ2	320,30
NOVOS 3 CO2+VOC temp white design 3xV	✓	735407	AQ2	341,30
NOVOS 3 CO2+VOC temp_rH white design 4xV	✓	735414	AQ2	383,20

Room sensor CO2 + VOC with up to 4 measured values RS485 BACnet (MS/TP)					
Item description	NOVOSapp	Item No.	Group	€	
NOVOS 3 CO2+VOC white RS485 BACnet (MS/TP)	✓	755771	AQ2	359,10	
NOVOS 3 CO2+VOC temp white RS485 BACnet (MS/TP)	✓	755795	AQ2	380,10	
NOVOS 3 CO2+VOC temp_rH white RS485 BACnet (MS/TP)	✓	755818	AQ2	422,00	
NOVOS 3 CO2+VOC white design RS485 BACnet (MS/TP)	✓	755788	AQ2	359,10	
NOVOS 3 CO2+VOC temp white design RS485 BACnet (MS/TP)	✓	755801	AQ2	380,10	
NOVOS 3 CO2+VOC temp_rH white design RS485 BACnet (MS/TP)	✓	755825	AQ2	422,00	

Room sensor CO2 + VOC with up to 4 measured values RS485 Modbus					
Item description	NOVOSapp	Item No.	On stock	Group	€
NOVOS 3 CO2+VOC white RS485 Modbus	✓	735483		AQ2	359,10
NOVOS 3 CO2+VOC temp white RS485 Modbus	✓	735544		AQ2	380,10
NOVOS 3 CO2+VOC temp_rH white RS485 Modbus	✓	735568	⊖	AQ2	422,00
NOVOS 3 CO2+VOC white design RS485 Modbus	✓	735490		AQ2	359,10
NOVOS 3 CO2+VOC temp white design RS485 Modbus	✓	735575		AQ2	380,10
NOVOS 3 CO2+VOC temp_rH white design RS485 Modbus	✓	735582		AQ2	422,00

Options	
Description	€
TLF – traffic light function, RGB-LED indicating air quality	15,80
Enclosure in aluminium	12,60
Enclosure in black	12,60
Design cover NOVOS 3 alu	12,60
Design cover NOVOS 3 black	12,60

Accessories			
Item description	Item No.	Group	€
Fixing kit rawlplugs and screws (2x each)	660945	AS1	1,05
Frame for surface mounting NOVOS 3 / WRF04 pure white	795050	AS1	14,90
PSU-UP24 – flush-mounted power supply 24 V	645737	AS1	49,40
BLE dongle with micro-USB for devices USE-M / USE-L / NOVOS / thanos EVO	668262	NET	31,30
USB interface for devices USE-M / USE-L / NOVOS / thanos EVO / SR06 LCD	597838	AS1	38,50

## NOVOS 7 move

The portable stand-alone solution of NOVOS 7 move simplifies the monitoring of indoor air quality and is able to initiate necessary measures improving the air quality. The practical desk display and the connected power supply unit make it possible to use the NOVOS 7 for CO<sub>2</sub> measurement as a “plug & monitor” solution. The intelligent traffic light function uses a TFT display and an acoustic signal to indicate when it is time to take appropriate action. For example, the yellow or red background indicates, that the CO<sub>2</sub> concentration in the ambient air is too high and the room should be ventilated.



Technical Data	
Measured values	temperature, relative humidity, CO <sub>2</sub>
Operating elements	4 favourite buttons
Configuration	NOVOSapp, uConfig
Measuring range humidity	0..100% rH non-condensing
Measuring range CO <sub>2</sub>	0..5000 ppm
Power supply	<b>NOVOS 7 move:</b> mains adapter 100..230 V (50/60 Hz), max. 0,4A <b>NOVOS 7 move AP:</b> 15..35 V = SELV, 19..29 V ~ SELV <b>NOVOS 7 move UP:</b> Flush-mounted power supply 230 V (±10%, 50/60 Hz), max. 0.4 A
Display	TFT 3,5", 320x480 px, with traffic light function, threshold values configurable, optionally configurable via app or uConfig
Enclosure	PC V0
Colour	pure white
Operating range temperature	0..+50 °C
Protection (IP)	IP30, according to EN 60529
Connection	<b>NOVOS 7 move AP/NOVOS 7 move UP:</b> cable entry via rear opening tool-free mountable spring clamp, max. 1,5 mm <sup>2</sup> predetermined breaking point (bottom) or drilling mark (top)
Mounting	<b>NOVOS 7 move AP:</b> flush-mounted on standard EU box (Ø=60 mm), surface-mounted flat on base using adhesive foil or screws, base part can be mounted and wired separately <b>NOVOS 7 move UP:</b> flush-mounted on standard EU box (Ø=60 mm), base part can be mounted and wired separately
Delivery content	<b>NOVOS 7 move:</b> incl. stand and power supply unit

**Portable room sensor CO2 + temperature + humidity**

Item description	NOVOSapp	Item No.	Group	€
NOVOS 7 move CO2 temp_rH white	✓	779876	AQ1	365,90
NOVOS 7 move AP CO2 temp_rH white	✓	780117	AQ1	327,00
NOVOS 7 move UP CO2 temp_rH white	✓	780087	AQ1	358,30

**Accessories**

Item description	Item No.	Group	€
<b>NOVOS 7 move AP:</b> Fixing kit rawlplugs and screws (2x each)	660945	AS1	1,05
<b>NOVOS 7 move AP:</b> PSU-UP24 – flush-mounted power supply 24 V	645737	AS1	49,40
BLE dongle with micro-USB for devices USE-M / USE-L / NOVOS / thanos EVO	668262	NET	31,30
USB interface for devices USE-M / USE-L / NOVOS / thanos EVO / SR06 LCD	597838	AS1	38,50

## NOVOS 5 move

Active room sensor in the NOVOS 5 enclosure for measurement of temperature, humidity (relative and absolute humidity, enthalpy, dew point), CO2 and mixed gas (VOC) depending on the variant. The maintenance-free sensor contributes to a pleasant room climate and well-being. Typical applications include schools, office buildings, hotels or cinemas. The NOVOS 5 uses an LCD with color-changing backlight for displaying the measured values and exceeding threshold values. Different parameters like the display settings can be individually configured via Thermokon NOVOSapp. Optionally, operating elements for controlling HVAC systems can be added (see product NOVOS 5 x in the chapter ‚Room Operating Units‘).



Technical Data	
Measured values	temperature, CO2
Configuration	NOVOSapp, uConfig
Measuring range CO2	0..5000 ppm, optionally configurable
Power supply	<b>NOVOS 5 move:</b> mains adapter 100..230 V (50/60 Hz), max. 0,4A, <b>NOVOS 5 move AP:</b> 15..35 V = SELV, 19..29 V ~ SELV, <b>NOVOS 5 move UP:</b> Flush-mounted power supply 230 V (±10%, 50/60 Hz), max. 0.4 A
Power consumption	typ. 0,4 W (24 V =), 0,8 VA (24 V ~), max. 0,5 W (24 V =)
Display	LCD 29x35 mm, RGB backlight, with traffic light function, threshold values configurable, optionally configurable via app or uConfig
Operating range temperature	0..+50 °C
Protection (IP)	IP30, according to EN 60529
Connection	<b>NOVOS 5 move AP/NOVOS 5 move UP:</b> cable entry via rear opening tool-free mountable spring clamp, max. 1,5 mm <sup>2</sup> predetermined breaking point (bottom) or drilling mark (top)
Mounting	<b>NOVOS 5 move AP:</b> flush-mounted on standard EU box (Ø=60 mm), surface-mounted flat on base using adhesive foil or screws, base part can be mounted and wired separately <b>NOVOS 5 move UP:</b> flush-mounted on standard EU box (Ø=60 mm), base part can be mounted and wired separately
Delivery content	<b>NOVOS 5 move:</b> incl. stand and power supply unit



## Portable room sensor CO2 + temperature

Item description	NOVOSapp	Item No.	Group	€
NOVOS 5 move CO2 temp white LCD	✓	777636	AQ1	336,80
NOVOS 5 move AP CO2 temp white LCD	✓	780100	AQ1	296,70
NOVOS 5 move UP CO2 temp white LCD	✓	780070	AQ1	329,00

## Accessories

Item description	Item No.	Group	€
<b>NOVOS 5 move AP:</b> Fixing kit rawlplugs and screws (2x each)	660945	AS1	1,05
<b>NOVOS 5 move AP:</b> PSU-UP24 – flush-mounted power supply 24 V	645737	AS1	49,40
BLE dongle with micro-USB for devices USE-M / USE-L / NOVOS / thanos EVO	668262	NET	31,30
USB interface for devices USE-M / USE-L / NOVOS / thanos EVO / SR06 LCD	597838	AS1	38,50

## NOVOS 3 move

Room sensor in the NOVOS 3 enclosure for measurement of temperature (also available with passive temperature output), humidity (relative and absolute humidity, enthalpy, dew point), CO<sub>2</sub> and mixed gas (VOC) depending on the variant. The maintenance-free sensor contributes to a pleasant room climate and well-being. Typical applications include schools, office buildings, hotels or cinemas. Different parameters can be individually configured via Thermokon NOVOSapp or uConfig. Optionally, operating elements for controlling HVAC systems can be added (see product NOVOS 3 x in the chapter ‚Room Operating Units‘).



Technical Data	
Measured values	CO <sub>2</sub>
Configuration	uConfig
Measuring range CO <sub>2</sub>	0..5000 ppm, optionally configurable
Power supply	<b>NOVOS 3 move:</b> mains adapter 100..230 V (50/60 Hz), max. 0,4A <b>NOVOS 3 move AP:</b> 15..35 V = SELV, 19..29 V ~ SELV <b>NOVOS 3 move UP:</b> Flush-mounted power supply 230 V (±10%, 50/60 Hz), max. 0.4 A
Power consumption	typ. 0,4 W (24 V =), max. 0,5 W (24 V =), 0,8 VA (24 V ~)
Display	RGB LED, with traffic light function, threshold values configurable, for example to display the air quality, optionally configurable via app or uConfig
Operating range temperature	0..50 °C
Protection (IP)	IP20, according to EN 60529
Connection	<b>NOVOS 3 move AP/NOVOS 3 move UP:</b> cable entry via rear opening tool-free mountable spring clamp, max. 1,5 mm <sup>2</sup> predetermined breaking point (bottom) or drilling mark (top)
Mounting	<b>NOVOS 3 move AP:</b> flush-mounted on standard EU box (Ø=60 mm), surface-mounted flat on base using adhesive foil or screws, base part can be mounted and wired separately <b>NOVOS 3 move UP:</b> flush-mounted on standard EU box (Ø=60 mm), base part can be mounted and wired separately
Delivery content	<b>NOVOS 3 move:</b> incl. stand and power supply unit

## Portable room sensor CO2

Item description	NOVOSapp	Item No.	Group	€
NOVOS 3 move CO2 white TLF	✓	774314	AQ2	291,20
NOVOS 3 move AP CO2 white TLF	✓	780094	AQ2	251,10
NOVOS 3 move UP CO2 white TLF	✓	780063	AQ2	283,40

## Accessories

Item description	Item No.	Group	€
<b>NOVOS 3 move AP:</b> Fixing kit rawlplugs and screws (2x each)	660945	AS1	1,05
<b>NOVOS 3 move AP:</b> Frame for surface mounting NOVOS 3 / WRF04 pure white	795050	AS1	14,90
<b>NOVOS 3 move AP:</b> Frame for surface mounting NOVOS 3 / WRF04 black	795074	AS1	54,00
<b>NOVOS 3 move AP:</b> PSU-UP24 – flush-mounted power supply 24 V	645737	AS1	49,40
USB interface for devices USE-M / USE-L / NOVOS / thanos EVO / SR06 LCD	597838	AS1	38,50



## NOVOS 3 IR


Surface-mounted room sensor for measuring the effective radiation in living rooms and offices. Designed for connection to control and display systems. For pre-wiring at the installation site, the back part with the connection terminals can be removed from the upper part of the housing.

Technical Data	
Measured values	radiation temperature
Material in touch with media	hemispherical ball, Ø=37 mm, aluminium, black
Enclosure	PC V0
Colour	pure white, aluminium, black
Operating range temperature	-35..+70 °C
Protection (IP)	IP20, according to EN 60529
Connection	tool-free mountable spring clamp, max. 1,5 mm <sup>2</sup> cable entry via rear opening predetermined breaking point (bottom) or drilling mark (top)
Connection cable	2-wire
Mounting	flush-mounted on standard EU box (Ø=60 mm), surface-mounted flat on base using adhesive foil or screws base part can be mounted and wired separately

Room sensor radiation temperature passive			
Item description	Item No.	Group	€
NOVOS 3 IR white PT1000	799164	TP2	88,10
NOVOS 3 IR white Ni1000	799171	TP2	87,80
NOVOS 3 IR white NTC10k	799188	TP2	84,10

Options	
Description	€
Enclosure in aluminium	12,60
Enclosure in black	12,60

Accessories			
Item description	Item No.	Group	€
Fixing kit rawlplugs and screws (2x each)	660945	AS1	1,05
Frame for surface mounting NOVOS 3 / WRF04 pure white	795050	AS1	14,90



## WRF06

Flush-mounted room sensor for temperature, humidity and air quality measurement in living rooms, offices etc. Designed for connection to controller and display systems. Due to the visual appearance and the matching design frames from various switch range manufacturers, the device is particularly suitable for design-oriented facilities. It can be mounted separately in a single frame or in a multiple frame. Optionally, it is possible to add operating elements for controlling HVAC systems from the device. Stainless steel versions are available on request.



WRF06 pure white,  
frame Gira E2 pure white matt



FTW06 / WRF06 CO2/VOC pure white,  
frame Gira E2 pure white matt



WRF06 CO2/VOC TLF pure white,  
frame Gira E2 pure white matt

passive / 0..10 V  

Technical Data	
Measured values	temperature, relative humidity, CO2, VOC
Configuration	Software/Plug-In for configuration, BUS, jumper, DIP switches (depending on type)
Network technology	RS485 Modbus, RS485 BACnet (MS/TP)
Output signal temperature	0..+50 °C, scaling analogue output
Measuring range humidity	0..100% rH non-condensing
Measuring range CO2	0..2000 ppm
Measuring VOC (mixed gas)	heated metal oxide semiconductor, self-calibration
Power supply	15..24 V = (±10%) SELV, 24 V ~ (±10%) SELV <b>WRF06 rH BUS:</b> 15..35 V = SELV, 19..29 V ~ SELV
Power consumption	<b>WRF06 TRV3:</b> typ. 0,4 W (24 V =), 1 VA (24 V ~) <b>WRF06 BUS:</b> typ. 0,9 W (24 V =), 0,5 VA (24 V ~) <b>WRF06 CO2/VOC:</b> max. 1,6 W (24 V =), 3,9 VA (24 V ~) <b>WRF06 VV:</b> typ. 0,3 W (24 V =), 0,8 VA (24 V ~) <b>WRF06 rH Modbus:</b> max. 1,6 W (24 V =), 3,9 VA (24 V ~)
Display	3 LEDs for displaying air quality (traffic light function – TLF)
Enclosure	PC, central disc in design of the manufacturer (varies depending on switch range)
Operating range temperature	-35..+70 °C
Protection (IP)	IP30, according to EN 60529
Connection	terminal block, max. 1,5 mm <sup>2</sup> , pluggable
Switch ranges	Berker, Busch-Jaeger, Feller, Gira, Jung, Merten, Peha (please specify the desired frame when ordering)
Mounting	flush-mounted in standard EU box (Ø=60 mm, depth min. 45 mm)
Delivery content	<b>passive/TRV3:</b> incl. frame

## WRF06 temperature passive

Room sensor temperature passive			
Item description	Item No.	Group	€
WRF06 without sensor Gira E2 pure white matt	626194	TP1	42,90
WRF06 PT100 Gira E2 pure white matt	128933	TP1	51,40
WRF06 PT100 1/3 DIN Gira E2 pure white matt	137768	TP1	55,90
WRF06 PT1000 Gira E2 pure white matt	158299	TP1	53,90
WRF06 PT1000 1/3 DIN Gira E2 pure white matt	160773	TP1	57,80
WRF06 Ni1000 Gira E2 pure white matt	138314	TP1	53,60
WRF06 Ni1000TK5000 Gira E2 pure white matt	121866	TP1	57,80
WRF06 NTC10k Gira E2 pure white matt	191050	TP1	49,90

Options	Switch ranges on page 433/434
Description	€
Switch ranges plastic 55x55: alpin white/polar white/pure white/studio white, anthracite, aluminium (various manufacturers)	0,00
Switch ranges plastic in other colours or dimensions (various manufacturers)	14,90
Switch ranges stainless steel   glass   aluminium (various manufacturers)	47,40
Add to price of NTC10k for sensor NTC10k Precon   NTC10k Carel   NTC1,8k   NTC5k   NTC20k	0,00
Add to price of NTC10k for sensor LM235Z	2,00
Add to price of NTC10k for sensor FeT/Staefa	27,10

## WRF06 temperature active 0..10 V

Room sensor temperature active			
Item description	Item No.	Group	€
WRF06 TRV3 Gira E2 pure white matt	627160	TP1	126,30
WRF06 TRV3 Berker S.1 polar white brilliant	582865	TP1	126,30
WRF06 TRV3 Busch-Jaeger Busch-balance® SI alpin white	703925	TP1	126,30
WRF06 TRV3 Busch-Jaeger Reflex SI alpin white	172028	TP1	126,30
WRF06 TRV3 Jung A 500 alpin white	703949	TP1	126,30
WRF06 TRV3 Merten M-Smart polar white brilliant	703956	TP1	126,30

Options	Switch ranges on page 433/434
Description	€
Switch ranges plastic 55x55: alpin white/polar white/pure white/studio white, anthracite, aluminium (various manufacturers)	0,00
Switch ranges plastic in other colours or dimensions (various manufacturers)	14,90
Switch ranges stainless steel   glass   aluminium (various manufacturers)	47,40

**WRF06 temperature BUS**

Room sensor temperature BUS			
Item description	Item No.	Group	€
WRF06 temp RS485 Modbus pure white matt	726825	TP1	140,90
WRF06 temp RS485 Modbus pure white brilliant	726801	TP1	140,90
WRF06 temp RS485 Modbus aluminium	726856	TP1	140,90
WRF06 temp RS485 Modbus Jung aluminium	726832	TP1	140,90
WRF06 temp RS485 Modbus anthracite	726818	TP1	140,90

**WRF06 temperature + relative humidity active 2x 0..10 V**

Room sensor humidity + temperature active			
Item description	Item No.	Group	€
WRF06 temp_rH VV pure white matt	482721	HU1	239,10
WRF06 temp_rH temp_rH VV pure white brilliant	732161	HU1	239,10
WRF06 temp_rH VV anthracite	732192	HU1	239,10
WRF06 temp_rH VV Jung aluminium	732185	HU1	239,10
WRF06 temp_rH VV aluminium	732178	HU1	239,10

**WRF06 temperature + relative humidity BUS**

Room sensor humidity + temperature BUS			
Item description	Item No.	Group	€
WRF06 temp_rH RS485 Modbus pure white matt	732208	HU1	262,60
WRF06 temp_rH RS485 Modbus pure white brilliant	732215	HU1	262,60
WRF06 temp_rH RS485 Modbus aluminium	732222	HU1	262,60
WRF06 temp_rH RS485 Modbus anthracite	732246	HU1	262,60
WRF06 temp_rH RS485 Modbus Jung aluminium	732239	HU1	262,60

**WRF06 CO2 active 0..10 V**

Room sensor CO2 active			
Item description	Item No.	Group	€
WRF06 CO2 V pure white matt	732529	AQ1	262,40
WRF06 CO2 V pure white brilliant	731515	AQ1	262,40
WRF06 CO2 V aluminium	732536	AQ1	262,40
WRF06 CO2 V Jung aluminium	732543	AQ1	262,40
WRF06 CO2 V anthracite	725828	AQ1	262,40



**WRF06 CO2 + temperature active 2x 0..10 V**

Room sensor CO2 + temperature active			
Item description	Item No.	Group	€
WRF06 CO2 temp VV pure white matt	728492	AQ1	266,80
WRF06 CO2 temp VV pure white brilliant	724555	AQ1	266,80
WRF06 CO2 temp VV aluminium	732550	AQ1	266,80
WRF06 CO2 temp VV Jung aluminium	732567	AQ1	266,80
WRF06 CO2 temp VV anthracite	732123	AQ1	266,80

**WRF06 CO2 + temperature + relative humidity active 3x 0..10 V**

Room sensor CO2 + temperature + humidity active			
Item description	Item No.	Group	€
WRF06 CO2 temp_rH 3xV pure white matt	732598	AQ1	289,20
WRF06 CO2 temp_rH 3xV pure white brilliant	726641	AQ1	289,20
WRF06 CO2 temp_rH 3xV aluminium	732611	AQ1	289,20
WRF06 CO2 temp_rH 3xV Jung aluminium	726634	AQ1	289,20
WRF06 CO2 temp_rH 3xV anthracite	732628	AQ1	289,20

**WRF06 CO2 BUS**

Room sensor CO2 BUS			
Item description	Item No.	Group	€
WRF06 CO2 RS485 Modbus pure white matt	732796	AQ1	271,30
WRF06 CO2 RS485 Modbus pure white brilliant	732802	AQ1	271,30
WRF06 CO2 RS485 Modbus aluminium	732819	AQ1	271,30
WRF06 CO2 RS485 Modbus Jung aluminium	732826	AQ1	271,30
WRF06 CO2 RS485 Modbus anthracite	732833	AQ1	271,30

**WRF06 CO2 + temperature BUS**

Room sensor CO2 + temperature BUS			
Item description	Item No.	Group	€
WRF06 CO2 temp RS485 Modbus pure white matt	732840	AQ1	275,80
WRF06 CO2 temp RS485 Modbus pure white brilliant	732857	AQ1	275,80
WRF06 CO2 temp RS485 Modbus aluminium	732864	AQ1	275,80
WRF06 CO2 temp RS485 Modbus Jung aluminium	732871	AQ1	275,80
WRF06 CO2 temp RS485 Modbus anthracite	732321	AQ1	275,80

**WRF06 CO2 + temperature + relative humidity BUS**

Room sensor CO2 + temperature + humidity BUS			
Item description	Item No.	Group	€
WRF06 CO2 temp_rH RS485 Modbus pure white matt	732888	AQ1	298,10
WRF06 CO2 temp_rH RS485 Modbus pure white brilliant	732895	AQ1	298,10
WRF06 CO2 temp_rH RS485 Modbus aluminium	732901	AQ1	298,10
WRF06 CO2 temp_rH RS485 Modbus Jung aluminium	732918	AQ1	298,10
WRF06 CO2 temp_rH RS485 Modbus anthracite	728676	AQ1	298,10

**WRF06 VOC + temperature active 2x 0..10 V**

Room sensor VOC + temperature active			
Item description	Item No.	Group	€
WRF06 VOC temp VV pure white matt	732635	AQ1	255,50
WRF06 VOC temp VV pure white brilliant	731522	AQ1	255,50
WRF06 VOC temp VV aluminium	727358	AQ1	255,50
WRF06 VOC temp VV Jung aluminium	732659	AQ1	255,50
WRF06 VOC temp VV anthracite	732666	AQ1	255,50

**WRF06 VOC + temperature BUS**

Room sensor VOC + temperature BUS			
Item description	Item No.	Group	€
WRF06 VOC temp RS485 Modbus pure white matt	732925	AQ1	264,50
WRF06 VOC temp RS485 Modbus pure white brilliant	732932	AQ1	264,50
WRF06 VOC temp RS485 Modbus aluminium	732949	AQ1	264,50
WRF06 VOC temp RS485 Modbus Jung aluminium	732963	AQ1	264,50
WRF06 VOC temp RS485 Modbus anthracite	732970	AQ1	264,50

**WRF06 CO2 + VOC active 2x 0..10 V**

Room sensor CO2 + VOC active			
Item description	Item No.	Group	€
WRF06 CO2+VOC VV pure white matt	732420	AQ1	316,00
WRF06 CO2+VOC VV pure white brilliant	732437	AQ1	316,00
WRF06 CO2+VOC VV aluminium	732444	AQ1	316,00
WRF06 CO2+VOC VV Jung aluminium	732451	AQ1	316,00
WRF06 CO2+VOC VV anthracite	732468	AQ1	316,00

**WRF06 CO2 + VOC + temperature + relative humidity active 4x 0..10 V**

Room sensor CO2 + VOC + temperature + humidity active			
Item description	Item No.	Group	€
WRF06 CO2+VOC temp_rH 4xV pure white matt	732475	AQ1	320,50
WRF06 CO2+VOC temp_rH 4xV pure white brilliant	732482	AQ1	320,50
WRF06 CO2+VOC temp_rH 4xV aluminium	732499	AQ1	320,50
WRF06 CO2+VOC temp_rH 4xV Jung aluminium	732505	AQ1	320,50
WRF06 CO2+VOC temp_rH 4xV anthracite	732512	AQ1	320,50


**WRF06 CO2 + VOC BUS**

Room sensor CO2 + VOC BUS			
Item description	Item No.	Group	€
WRF06 CO2+VOC RS485 Modbus pure white matt	732680	AQ1	325,00
WRF06 CO2+VOC RS485 Modbus pure white brilliant	732697	AQ1	325,00
WRF06 CO2+VOC RS485 Modbus aluminium	732703	AQ1	325,00
WRF06 CO2+VOC RS485 Modbus Jung aluminium	732710	AQ1	325,00
WRF06 CO2+VOC RS485 Modbus anthracite	732727	AQ1	325,00

**WRF06 CO2 + VOC + temperature + relative humidity BUS**

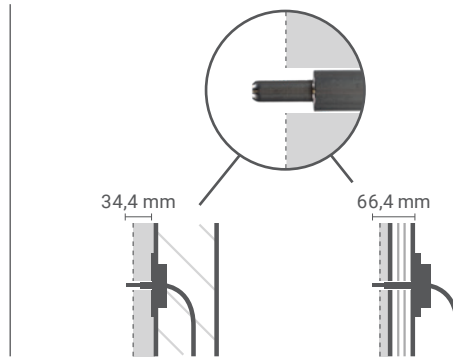
Room sensor CO2 + VOC + temperature + humidity BUS			
Item description	Item No.	Group	€
WRF06 CO2+VOC temp_rH RS485 Modbus pure white matt	732734	AQ1	351,90
WRF06 CO2+VOC temp_rH RS485 Modbus pure white brilliant	732741	AQ1	351,90
WRF06 CO2+VOC temp_rH RS485 Modbus aluminium	732758	AQ1	351,90
WRF06 CO2+VOC temp_rH RS485 Modbus Jung aluminium	732765	AQ1	351,90
WRF06 CO2+VOC temp_rH RS485 Modbus anthracite	732772	AQ1	351,90

Options	Switch ranges on page 433/434
Description	€
Add to price of RS485 Modbus for RS485 BACnet (MS/TP)	0,00
Switch ranges plastic 55x55: alpin white/polar white/pure white/studio white, anthracite, aluminium (various manufacturers)	5,60
Switch ranges plastic in other colours or dimensions (various manufacturers)	14,90
Switch ranges stainless steel   glass   aluminium (various manufacturers)	47,40
TLF – traffic light function, 3 LEDs indicating air quality	15,80



## FTB+

Wall-mounted sensor for measuring relative humidity and temperature in a high quality and inconspicuous stainless steel design. For plastering into flush-mounted boxes or installations in hollow walls. Especially designed for museums and exhibitions, where measuring accuracy and almost invisible sensors have to be installed due to architectural design. The precise measurements provided to a BMS system contribute to a comfortable room climate and prevent mold formation.



0..10 V / 4..20 mA   **LON**

### Technical Data

<b>Measured values</b>	temperature, relative humidity, absolute humidity, enthalpy, dew point
<b>Configuration</b>	USEapp, uConfig, BUS, jumper, DIP switches (depending on type)
<b>Network technology</b>	RS485 Modbus, RS485 BACnet (MS/TP), LON FT (free topology)
<b>Output signal temperature</b>	scaling analogue output: -20..+80 °C (default setting), selectable from 4 temperature ranges -40..+60   0..+50   -20..+80   -15..+35 °C adjustable at the transducer, optionally configurable
<b>Measuring range humidity</b>	0..100% rH non-condensing, 0..85 KJ/kg enthalpy, 0..50   0..80 g/m <sup>3</sup> absolute humidity, 0..+50   -20..+80 °C dew point, adjustable at the transducer, optionally configurable
<b>Power supply</b>	<b>VV:</b> 15..24 V = (±10%) SELV, 24 V ~ (±10%) SELV <b>AA:</b> 15..24 V = (±10%) SELV <b>LCD/BUS:</b> 15..35 V = SELV, 19..29 V ~ SELV
<b>Power consumption</b>	<b>VV:</b> typ. 0,4 W (24 V =), 0,8 VA (24 V ~) <b>AA:</b> max. 1 W (24 V =) <b>LCD/BUS:</b> max. 2,5 W (24 V =), 4,3 VA (24 V ~)
<b>Material in touch with media</b>	Sensor head Ø=13 mm, end of sensor Ø=7 mm, stainless steel V2A (1.4305)
<b>Installation length</b>	35, 67
<b>Display</b>	LCD 29x35 mm, RGB backlight
<b>Enclosure</b>	USE-M, impact- and shock-resistant enclosure with quick-release cover, PC
<b>Colour</b>	pure white, transparent cover
<b>Operating range temperature</b>	-40..+120 °C
<b>Protection (IP)</b>	enclosure IP65, according to EN 60529

Technical Data	
<b>Connection</b>	removable plug-in terminal, max. 2,5 mm <sup>2</sup> , BUS max. 1,5 mm <sup>2</sup> <b>VV/AA:</b> removable cable entry flextherm M20 for wire Ø=4,5..9 mm <b>BUS:</b> removable cable entry M25 with fourfold cable entry for wire with max. Ø=7 mm
<b>Connection cable</b>	PVC, 0,14 mm <sup>2</sup> , grey
<b>Length connection wire</b>	15 m
<b>Mounting</b>	plastering or installation in hollow wall
<b>Delivery content</b>	incl. mounting base enclosure USE-M pure white incl. mounting set (screws and accessories)

Wall-mounted sensor humidity + temperature active				
Item description	USEapp	Item No.	Group	€
FTB+ VV 34.06 L15m	✓	689205	HU1	432,00
FTB+ VV 66.06 L15m	✓	689083	HU1	467,20
FTB+ AA 34.06 L15m	✓	700108	HU1	450,70
FTB+ AA 66.06 L15m	✓	700115	HU1	485,90

Options	
Description	€
RS485 Modbus	50,30
RS485 BACnet (MS/TP)	50,30
Add to price of RS485 Modbus for LON FT	84,80
2x floating contact NO for 24 V ~ or 24 V = / 3 A	47,20
LCD 29x35 mm, RGB backlight	45,10

Accessories			
Item description	Item No.	Group	€
Mounting base enclosure USE-M pure white	668354	AS1	9,35
Mounting kit universal for enclosure USE	698511	AS1	10,40
BLE dongle with micro-USB for devices USE-M / USE-L / NOVOS / thanos EVO	668262	NET	31,30
USB interface for devices USE-M / USE-L / NOVOS / thanos EVO / SR06 LCD	597838	AS1	38,50

## WRF06I

Flush-mounted sensor for motion detection in rooms. The WRF06I provides a relay contact for efficient light control or temperature reduction in unoccupied rooms. Especially designed for applications in residential and commercial buildings, offices and corridors. Available in different designs and colors of various switch frame manufacturers. The device is mounted in a flush-mounted standard EU box.



WRF06I Gira E2 pure white matt



WRF06I Jung AS 500 alpine white

### Technical Data

<b>Measured values</b>	motion
<b>Output switch contact</b>	1x contact NO, load max. 1 A for 24 V =/~, floating with follow-up time 8 seconds
<b>Detection range</b>	cone-shaped, detection range, angle 110°/93°, 80 detection zones - at a distance of 2,8 m the detection area will be about 7x5 m
<b>Power supply</b>	15..24 V = (±10%) SELV, 24 V ~ (±10%) SELV
<b>Power consumption</b>	max. 0,5 W (24 V =), 1,1 VA (24 V ~)
<b>Enclosure</b>	central disc in design of the manufacturer (varies depending on switch range)
<b>Operating range temperature</b>	-20..+60 °C
<b>Protection (IP)</b>	IP20, according to EN 60529
<b>Connection</b>	plug-in terminal, max. 1,5 mm <sup>2</sup>
<b>Switch ranges</b>	Berker, Busch-Jaeger, Feller, Gira, Jung, Merten, Peha
<b>Mounting</b>	flush-mounted in standard EU box (Ø=60 mm)
<b>Delivery content</b>	incl. frame

<b>Wall sensor motion relay</b>			
<b>Item description</b>	<b>Item No.</b>	<b>Group</b>	<b>€</b>
WRF06l Gira E2 pure white matt	187183	LM2	123,00
WRF06l Berker S.1 polar white	223997	LM2	123,00
WRF06l Busch-Jaeger Busch-balance® SI alpin white	630405	LM2	123,00
WRF06l Busch-Jaeger Reflex SI alpin white	413350	LM2	123,00
WRF06l Jung A 500 alpin white	630412	LM2	123,00
WRF06l Merten M-Smart polar white brilliant	630429	LM2	123,00

<b>Options</b>	<b>Switch ranges on page 433/434</b>
<b>Description</b>	<b>€</b>
Switch ranges plastic 55x55: alpin white/polar white/pure white/studio white, anthracite, aluminium (various manufacturers)	0,00
Switch ranges plastic in other colours or dimensions (various manufacturers)	14,90
Switch ranges stainless steel   glass   aluminium (various manufacturers)	47,40

<b>Accessories</b>			
<b>Item description</b>	<b>Item No.</b>	<b>Group</b>	<b>€</b>
PSU-UP24 – flush-mounted power supply 24 V	645737	AS1	49,40





## WRF04I

Wall-mounted sensor for motion detection in rooms. The WRF04I provides a relay contact for efficient light control or temperature reduction in unoccupied rooms. Especially designed for application in residential and commercial buildings, offices and corridors. The sensor can be directly mounted on the wall, in a flush-mounted standard EU box or a surface-mounted frame (see ‚Accessories‘).

### Technical Data

<b>Measured values</b>	motion
<b>Output switch contact</b>	1x contact NO, load max. 1 A for 24 V =/~, floating with follow-up time 8 seconds
<b>Detection range</b>	cone-shaped, detection range, angle 110°/93°, 80 detection zones - at a distance of 2,8 m the detection area will be about 7x5 m
<b>Power supply</b>	15..24 V = (±10%) SELV, 24 V ~ (±10%) SELV
<b>Power consumption</b>	max. 0,5 W (24 V =), 1,1 VA (24 V ~)
<b>Enclosure</b>	PC
<b>Colour</b>	pure white
<b>Operating range temperature</b>	-20..+50 °C
<b>Protection (IP)</b>	IP30, according to EN 60529
<b>Connection</b>	terminal block, max. 1,5 mm <sup>2</sup> , cable entry via rear opening, predetermined breaking point (bottom und top)
<b>Mounting</b>	flush-mounted on standard EU box (Ø=60 mm) surface-mounted flat on base using screws, or with frame for surface mounting (see accessories) base part can be mounted and wired separately

### Wall sensor motion relay

Item description	Item No.	Group	€
WRF04I relay	195812	LM1	107,80

### Accessories

Item description	Item No.	Group	€
Fixing kit rawplugs and screws (2x each)	660945	AS1	1,05
PSU-UP24 – flush-mounted power supply 24 V	645737	AS1	49,40
Frame for surface mounting NOVOS 3 / WRF04 pure white	795050	AS1	14,90



## RPF40

Pendulum sensor for temperature measurement in large rooms like open space offices, arcades and production plants. Optionally available with black ball as a radiation sensor with long time constants for radiant heaters. Especially designed for control and display systems.

### Technical Data

<b>Measured values</b>	temperature, radiation temperature
<b>Material in touch with media</b>	Sensor head, PF31, white, black, Ø=40 mm
<b>Operating range temperature</b>	-35..+90 °C
<b>Protection (IP)</b>	IP30, according to EN 60529
<b>Connection cable</b>	PVC, 0,25 mm <sup>2</sup>

### Room pendulum sensor temperature passive

Item description	Item No.	Group	€
RPF40 PT100 white L1000	350006	TP2	60,10
RPF40 PT100 1/3 DIN white L1000	265621	TP2	64,60
RPF40 PT1000 white L1000	321068	TP2	62,60
RPF40 PT1000 1/3 DIN white L1000	329569	TP2	66,50
RPF40 Ni1000 white L1000	329279	TP2	62,30
RPF40 Ni1000TK5000 white L1000	144193	TP2	66,50
RPF40 NTC10k white L1000	351980	TP2	58,60

### Options

Description	€
3-wire connection (3-wire)	2,40
4-wire connection (4-wire)	6,50
Add per meter of connection cable 2-wire -35..+100 °C	1,30
Add per meter of connection cable 3-wire -35..+100 °C	1,50
Add per meter of connection cable 4-wire -35..+100 °C	1,80
Connection enclosure USE-S incl. mounting base pure white	16,80
Add to price of NTC10k for sensor NTC10k Precon   NTC10k Carel   NTC1,8k   NTC5k   NTC20k	0,00
Add to price of NTC10k for sensor LM235Z	2,00
Add to price of NTC10k for sensor FeT/Staefa	27,10
Sensor head black (radiation sensor)	0,00

### Accessories

Item description	Item No.	Group	€
Mounting base enclosure USE-S pure white	667722	AS1	6,50

## RPF40+

Pendulum sensor for temperature measurement in large rooms like open space offices, arcades and production plants. Optionally available with black ball as a radiation sensor with long time constants for radiant heaters. Especially designed for control and display systems.



0..10 V / 4..20 mA   LON

Technical Data	
Measured values	temperature, radiation temperature
Configuration	USEapp, uConfig, BUS, jumper
Network technology	RS485 Modbus, RS485 BACnet (MS/TP), LON FT (free topology)
Output signal temperature	scaling analogue output: selectable from 4 temperature ranges -50..+50   -20..+80   -15..+35   -10..+120   0..+50   0..+100   0..+160   0..+250 °C adjustable at the transducer, optionally configurable via app or uConfig <b>TRV/TRA:</b> 0..+160 °C (default setting) <b>LCD/BUS/Relay:</b> -20..+80 °C (default setting),
Power supply	<b>TRV:</b> 15..24 V = (±10%) SELV, 24 V ~ (±10%) SELV <b>TRA:</b> 24 V ~ (±10%) SELV <b>LCD/BUS/Relay:</b> 15..35 V = SELV, 19..29 V ~ SELV
Power consumption	<b>TRV:</b> typ. 0,4 W (24 V =), 0,8 VA (24 V ~), <b>TRA:</b> typ. 0,5 W (24 V =) <b>LCD/BUS/Relay:</b> typ. 2,5 W (24 V =), 4,3 VA (24 V ~)
Material in touch with media	Sensor head, PF31, white, Ø=40 mm
Display	LCD 29x35 mm, RGB backlight, with traffic light function, threshold values configurable, optionally configurable via app or uConfig
Enclosure	<b>TRV/TRA:</b> USE-S, impact- and shock-resistant enclosure with quick-release cover, PC <b>LCD/BUS/Relay:</b> USE-M, impact- and shock-resistant enclosure with quick-release cover, PC
Operating range temperature	-35..+70 °C
Protection (IP)	IP30, enclosure IP65, according to EN 60529
Connection	removable plug-in terminal, max. 2,5 mm <sup>2</sup> BUS max. 1,5 mm <sup>2</sup> , relay max. 1,5 mm <sup>2</sup> <b>TRV/TRA/Relay:</b> removable cable entry flextherm M20 for wire Ø=4,5..9 mm <b>LCD/BUS:</b> removable cable entry M25 with fourfold cable entry for wire with max. Ø=7 mm

Technical Data	
Connection cable	PVC, 0,25 mm <sup>2</sup> , white
Delivery content	incl. mounting set (screws and accessories) <b>TRV/TRA:</b> incl. mounting base enclosure USE-S pure white, <b>LCD/BUS:</b> incl. mounting base enclosure USE-M pure white

Room pendulum sensor temperature active 0..10 (0..5) V			
Item description	Item No.	Group	€
RPF40+ TRV MultiRange white L1000	658409	TP2	133,30
RPF40+ TRA MultiRange white L1000	658416	TP2	133,30

Options	
Description	€
Add per meter of connection cable 2-wire -35..+100 °C	1,30
RS485 Modbus in enclosure USE-M with option board	84,90
RS485 BACnet (MS/TP) in enclosure USE-M with option board	84,90
Add to price of RS485 Modbus for LON FT	84,80
2x floating contact NO in enclosure USE-M with option board for 24 V ~ or 24 V = / 3 A	79,70
LCD 29x35 mm, RGB backlight in enclosure USE-M with option board	77,60
Sensor head black (radiation sensor)	0,00

Accessories			
Item description	Item No.	Group	€
Mounting kit universal for enclosure USE	698511	AS1	10,40
<b>TRV/TRA:</b> Mounting base enclosure USE-S pure white	667722	AS1	6,50
<b>LCD/BUS/Relay:</b> Mounting base enclosure USE-M pure white	668354	AS1	9,35
<b>LCD/BUS/Relay:</b> BLE dongle with micro-USB for devices USE-M / USE-L / NOVOS / thanos EVO	668262	NET	31,30
<b>LCD/BUS/Relay:</b> USB interface for devices USE-M / USE-L / NOVOS / thanos EVO / SR06 LCD	597838	AS1	38,50



## RPF100

Pendulum sensor for temperature measurement in large, high rooms and spaces like open space offices, arcades, production plants. Especially designed for control and display systems.

### Technical Data

Measured values	temperature
Material in touch with media	Sensor probe: Ø=15 mm, stainless steel V2A (1.4305), length 100 mm, hex pressed (IP65)
Operating range temperature	-35..+90 °C
Protection (IP)	IP65, according to EN 60529
Connection cable	PVC, 0,25 mm <sup>2</sup> , 2-wire, white

### Room pendulum sensor temperature passive

Item description	Item No.	Group	€
RPF100 PT100 L1000	81566	TP2	78,10
RPF100 PT100 1/3 DIN L1000	90780	TP2	82,60
RPF100 PT1000 L1000	90827	TP2	80,60
RPF100 PT1000 1/3 DIN L1000	90865	TP2	84,50
RPF100 Ni1000 L1000	90902	TP2	80,30
RPF100 Ni1000TK5000 L1000	160612	TP2	84,50
RPF100 NTC10k L1000	91060	TP2	76,60

### Options

Description	€
3-wire connection (3-wire)	2,40
4-wire connection (4-wire)	6,50
Add per meter of connection cable 2-wire -35..+100 °C	1,30
Add per meter of connection cable 3-wire -35..+100 °C	1,50
Add per meter of connection cable 4-wire -35..+100 °C	1,80
Connection enclosure USE-S incl. mounting base pure white	16,80
Add to price of NTC10k for sensor NTC10k Precon   NTC10k Carel   NTC1,8k   NTC5k   NTC20k	0,00
Add to price of NTC10k for sensor LM235Z	2,00
Add to price of NTC10k for sensor FeT/Staefa	27,10

### Accessories

Item description	Item No.	Group	€
Mounting base enclosure USE-S pure white	667722	AS1	6,50

## RPF100+

Pendulum sensor for temperature measurement in large, high rooms and spaces like open space offices, arcades, production plants. Especially designed for control and display systems.



0..10 V / 4..20 mA   

Technical Data	
Measured values	temperature
Configuration	USEapp, uConfig, BUS, jumper
Network technology	RS485 Modbus, RS485 BACnet (MS/TP), LON FT (free topology)
Output signal temperature	scaling analogue output: selectable from 4 temperature ranges -50..+50   -20..+80   -15..+35   -10..+120   0..+50   0..+100   0..+160   0..+250 °C adjustable at the transducer, optionally configurable via app or uConfig <b>TRV/TRA/Relay:</b> 0..+160 °C (default setting) <b>LCD/BUS:</b> -20..+80 °C (default setting)
Power supply	<b>TRV:</b> 15..24 V = (±10%) SELV, 24 V ~ (±10%) SELV <b>TRA:</b> 24 V ~ (±10%) SELV <b>LCD/BUS/Relay:</b> 15..35 V = SELV, 19..29 V ~ SELV
Power consumption	<b>TRV:</b> typ. 0,4 W (24 V =), 0,8 VA (24 V ~) <b>TRA:</b> typ. 0,5 W (24 V =) <b>LCD/BUS/Relay:</b> typ. 2,5 W (24 V =), 4,3 VA (24 V ~)
Material in touch with media	Sensor probe: Ø=15 mm, stainless steel V2A (1.4305), length 100 mm, hex pressed (IP65)
Display	LCD 29x35 mm, RGB backlight, with traffic light function, threshold values configurable, optionally configurable via app or uConfig
Enclosure	<b>TRV/TRA:</b> USE-S, impact- and shock-resistant enclosure with quick-release cover, PC <b>LCD/BUS/Relay:</b> USE-M, impact- and shock-resistant enclosure with quick-release cover, PC
Colour	pure white
Operating range temperature	-35..+70 °C
Protection (IP)	IP65, according to EN 60529

Technical Data	
	removable plug-in terminal, max. 2,5 mm <sup>2</sup> BUS max. 1,5 mm <sup>2</sup> , relay max. 1,5 mm <sup>2</sup>
<b>Connection</b>	<b>TRV/TRA/Relay:</b> removable cable entry flextherm M20 for wire Ø=4,5..9 mm
	<b>LCD/BUS:</b> removable cable entry M25 with fourfold cable entry for wire with max. Ø=7 mm
<b>Connection cable</b>	PVC, 0,25 mm <sup>2</sup> , white
<b>Delivery content</b>	incl. mounting set (screws and accessories)
	<b>TRV/TRA:</b> incl. mounting base enclosure USE-S pure white <b>LCD/BUS/Relay:</b> incl. mounting base enclosure USE-M pure white

Room pendulum sensor temperature active			
Item description	Item No.	Group	€
RPF100+ TRV MultiRange L1000	658423	TP2	151,30
RPF100+ TRA MultiRange L1000	658430	TP2	151,30

Options	
Description	€
Add per meter of connection cable PVC	1,30
RS485 Modbus in enclosure USE-M with option board	84,90
RS485 BACnet (MS/TP) in enclosure USE-M with option board	84,90
Add to price of RS485 Modbus for LON FT	84,80
2x floating contact NO in enclosure USE-M with option board for 24 V ~ or 24 V = / 3 A	79,70
LCD 29x35 mm, RGB backlight in enclosure USE-M with option board	77,60

Accessories			
Item description	Item No.	Group	€
Mounting kit universal for enclosure USE	698511	AS1	10,40
<b>TRV/TRA:</b> Mounting base enclosure USE-S pure white	667722	AS1	6,50
<b>LCD/BUS/Relay:</b> Mounting base enclosure USE-M pure white	668354	AS1	9,35
<b>LCD/BUS/Relay:</b> BLE dongle with micro-USB for devices USE-M / USE-L / NOVOS / thanos EVO	668262	NET	31,30
<b>LCD/BUS/Relay:</b> USB interface for devices USE-M / USE-L / NOVOS / thanos EVO / SR06 LCD	597838	AS1	38,50

## FTP+

Room pendulum sensor for sectional measurement of relative humidity and temperature in large and high spaces (e.g. exhibition halls, churches and similar applications). Alternatively, the output can also be set to measure absolute humidity, enthalpy or dew point rather than relative humidity. The design ensures optimal installation and precise measurements. The accuracy of the humidity sensor is 2%.



0..10 V / 4..20 mA   

Technical Data	
Measured values	temperature, relative humidity, absolute humidity, enthalpy, dew point
Configuration	USEapp, uConfig, BUS, jumper, DIP switches (depending on type)
Network technology	RS485 Modbus, RS485 BACnet (MS/TP), LON FT (free topology)
Output signal temperature	-20..+80 °C (default setting) selectable from 4 temperature ranges -40..+60   0..+50   -20..+80   -15..+35 °C adjustable at the transducer, optionally configurable
Measuring range humidity	0..100% rH non-condensing, 0..85 KJ/kg enthalpy, 0..50   0..80 g/m <sup>3</sup> absolute humidity, 0..+50   -20..+80 °C dew point adjustable at the transducer, optionally configurable
Power supply	<b>VV:</b> 15..24 V = (±10%) SELV, 24 V ~ (±10%) SELV <b>AA:</b> 15..24 V = (±10%) SELV <b>LCD/BUS:</b> 15..35 V = SELV, 19..29 V ~ SELV
Power consumption	<b>VV:</b> typ. 0,4 W (24 V =), 0,8 VA (24 V ~) <b>AA:</b> typ. 1 W (24 V =), <b>LCD/BUS:</b> max. 2,5 W (24 V =), 4,3 VA (24 V ~)
Material in touch with media	Pipe: Ø=20 mm, PA6, black, length 210 mm, with filter stainless steel wire mesh
Display	LCD 29x35 mm, RGB backlight, with traffic light function, threshold values configurable, optionally configurable via app or uConfig
Enclosure	USE-M, impact- and shock-resistant enclosure with quick-release cover, PC
Colour	pure white <b>LCD:</b> transparent cover
Operating range temperature	-20..+70 °C
Protection (IP)	IP20, according to EN 60529 enclosure IP65, according to EN 60529



Technical Data	
<b>Connection</b>	removable plug-in terminal, max. 2,5 mm <sup>2</sup> BUS max. 1,5 mm <sup>2</sup> <b>VV/AA:</b> removable cable entry flextherm M20 for wire Ø=4,5..9 mm <b>LCD/BUS:</b> removable cable entry M25 with fourfold cable entry for wire with max. Ø=7 mm
<b>Connection cable</b>	PVC, 0,14 mm <sup>2</sup> , grey
<b>Delivery content</b>	incl. mounting base enclosure USE-M pure white incl. mounting set (screws and accessories)

Room pendulum sensor humidity + temperature active			
Item description	Item No.	Group	€
FTP+ VV L2000	699952	HU1	193,80
FTP+ VV L4000	699983	HU1	199,60
FTP+ AA L2000	699976	HU1	212,50
FTP+ AA L4000	700016	HU1	218,30

Options	
Description	€
Add per meter of connection cable PVC	1,30
RS485 Modbus	50,30
RS485 BACnet (MS/TP)	50,30
Add to price of RS485 Modbus for LON FT	84,80
2x floating contact NO for 24 V ~ or 24 V = / 3 A	47,20
LCD 29x35 mm, RGB backlight	45,10

Accessories			
Item description	Item No.	Group	€
Filter stainless steel, wire mesh FTK+ / FTA54+ / FTP+ (spare part)	231169	AS1	11,60
Mounting base enclosure USE-M pure white	668354	AS1	9,35
Mounting kit universal for enclosure USE	698511	AS1	10,40
<b>LCD/BUS/Relay:</b> BLE dongle with micro-USB for devices USE-M / USE-L / NOVOS / thanos EVO	668262	NET	31,30
<b>LCD/BUS/Relay:</b> USB interface for devices USE-M / USE-L / NOVOS / thanos EVO / SR06 LCD	597838	AS1	38,50

## LP+

Room pendulum sensor for measuring CO2 in large rooms (exhibition halls, factories, museums etc.). The LP+ comes with an analogue 0..10 V output for connecting to a BMS or monitoring system.



0..10 V   LON


Technical Data	
Measured values	temperature, relative humidity, absolute humidity, enthalpy, dew point, CO2
Configuration	USEapp, uConfig, BUS, jumper, DIP switches (depending on type)
Network technology	RS485 Modbus, RS485 BACnet (MS/TP), LON FT (free topology)
Measuring range humidity	0..100% rH non-condensing, 0..85 KJ/kg enthalpy, 0..50   0..80 g/m <sup>3</sup> absolute humidity, 0..+50   -20..+80 °C dew point, optionally configurable
Measuring range CO2	0..2000 ppm, 0..5000 ppm, optionally configurable
Power supply	15..35 V = SELV, 19..29 V ~ SELV
Power consumption	max. 2,5 W (24 V =), 4,3 VA (24 V ~)
Material in touch with media	Sensor head, black, length 126 mm
Display	LCD 29x35 mm, RGB backlight, with traffic light function, threshold values configurable, optionally configurable via app or uConfig
Enclosure	USE-M, impact- and shock-resistant enclosure with quick-release cover, PC
Colour	pure white <b>LCD:</b> transparent cover
Operating range temperature	0..+50 °C
Protection (IP)	IP65, according to EN 60529
Connection	removable plug-in terminal, max. 2,5 mm <sup>2</sup> BUS max. 1,5 mm <sup>2</sup> <b>VV:</b> removable cable entry flextherm M20 for wire Ø=4,5..9 mm, <b>LCD/BUS:</b> removable cable entry M25 with fourfold cable entry for wire with max. Ø=7 mm
Connection cable	PVC, 0,25 mm <sup>2</sup> , white
Delivery content	incl. mounting base enclosure USE-M pure white incl. mounting set (screws and accessories)

Room pendulum sensor CO2 + temperature active				
Item description	USEapp	Item No.	Group	€
LP+ CO2 temp VV L5000		690331	AQ1	315,80
LP+ CO2 LCD temp VV L5000	✓	764957	AQ1	360,90

Room pendulum sensor CO2 + temperature BUS				
Item description	USEapp	Item No.	Group	€
LP+ CO2 temp_rH RS485 Modbus L5000	✓	776233	AQ1	408,00
LP+ CO2 LCD temp_rH RS485 Modbus L5000	✓	774376	AQ1	453,10

Options	
Description	€
RS485 BACnet (MS/TP)	50,30
Add to price of RS485 Modbus for LON FT	84,80
2x floating contact NO for 24 V ~ or 24 V = / 3 A	47,20
LCD 29x35 mm, RGB backlight	45,10
<b>VV:</b> Add for additional humidity sensor	41,90

Accessories			
Item description	Item No.	Group	€
Mounting base enclosure USE-M pure white	668354	AS1	9,35
Mounting kit universal for enclosure USE	698511	AS1	10,40
BLE dongle with micro-USB for devices USE-M / USE-L / NOVOS / thanos EVO	668262	NET	31,30
USB interface for devices USE-M / USE-L / NOVOS / thanos EVO / SR06 LCD	597838	AS1	38,50





## RDF18

Ceiling flush-mounted sensor for temperature measurement in indoor spaces to be mounted inconspicuously into ceiling panels, thus contributing to an overall clean architectural design.

### Technical Data

Measured values	temperature
Material in touch with media	Sensor head, Ø=30 mm, ABS, white
Operating range temperature	-35..+70 °C
Protection (IP)	IP30, according to EN 60529
Connection cable	PVC, 0,25 mm <sup>2</sup> , 2-wire, grey
Mounting	facet mounting
Notes	active types for temperature and humidity available (FT-RDF18+)

### Ceiling flush mount sensor temperature passive

Item description	Item No.	Group	€
RDF18 PT100 L1000	471237	TP2	40,70
RDF18 PT100 1/3 DIN L1000	471244	TP2	45,20
RDF18 PT1000 L1000	459235	TP2	43,20
RDF18 PT1000 1/3 DIN L1000	458276	TP2	47,10
RDF18 Ni1000 L1000	463669	TP2	42,90
RDF18 Ni1000TK5000 L1000	471251	TP2	47,10
RDF18 NTC10k L1000	457828	TP2	39,20

### Options

Description	€
3-wire connection (3-wire)	2,40
4-wire connection (4-wire)	6,50
Add per meter of connection cable 2-wire -35..+100 °C	1,30
Add per meter of connection cable 3-wire -35..+100 °C	1,50
Add per meter of connection cable 4-wire -35..+100 °C	1,80
Connection enclosure USE-S incl. mounting base pure white	16,80
Add to price of NTC10k for sensor NTC10k Precon   NTC10k Carel   NTC1,8k   NTC5k   NTC20k	0,00
Add to price of NTC10k for sensor LM235Z	2,00
Add to price of NTC10k for sensor FeT/Staefa	27,10



## RDF18+

Ceiling sensor for measuring relative humidity and temperature in rooms. The ideal solution for an inconspicuous, architectural integration into ceiling slabs or hollow walls. Especially designed for use in museums or showrooms. The precise measurements provided to a BMS system contribute to a comfortable room climate and prevent mold formation.

0..10 V / 4..20 mA   

Technical Data	
Measured values	temperature, relative humidity, absolute humidity, enthalpy, dew point
Configuration	USEapp, uConfig, BUS, jumper, DIP switches (depending on type)
Network technology	RS485 Modbus, RS485 BACnet (MS/TP), LON FT (free topology)
Output signal temperature	scaling analogue output: <b>VV/AA:</b> 0..+50 °C (default setting) <b>LCD/BUS:</b> -20..+80 °C (default setting) selectable from 4 temperature ranges -40..+60   0..+50   -20..+80   -15..+35 °C adjustable at the transducer, optionally configurable via app or uConfig
Measuring range humidity	0..100% rH non-condensing, 0..85 KJ/kg enthalpy, 0..50   0..80 g/m <sup>3</sup> absolute humidity, 0..+50   -20..+80 °C dew point adjustable at the transducer, optionally configurable
Power supply	<b>VV:</b> 15..24 V = (±10%) SELV, 24 V ~ (±10%) SELV <b>AA:</b> 15..24 V = (±10%) SELV <b>LCD/BUS:</b> 15..35 V = SELV, 19..29 V ~ SELV
Power consumption	<b>VV:</b> typ. 0,4 W (24 V =), 0,8 VA (24 V ~) <b>AA:</b> max. 1 W (24 V =) <b>LCD/BUS:</b> typ. 2,5 W (24 V =), 4,3 VA (24 V ~)
Material in touch with media	Sensor head, Ø=30 mm, ABS, white
Display	LCD 29x35 mm, RGB backlight
Enclosure	USE-M, impact- and shock-resistant enclosure with quick-release cover, PC
Colour	pure white <b>LCD:</b> transparent cover
Operating range temperature	-35..+70 °C
Protection (IP)	IP30, according to EN 60529 enclosure IP65, according to EN 60529
Connection	removable plug-in terminal, max. 2,5 mm <sup>2</sup> BUS max. 1,5 mm <sup>2</sup> <b>VV/AA:</b> removable cable entry flextherm M20 for wire Ø=4,5..9 mm <b>BUS:</b> removable cable entry M25 with fourfold cable entry for wire with max. Ø=7 mm
Connection cable	flat ribbon cable, for mounting 15 mm from the sensor head, separable by means of RJ12 socket and plug, black
Mounting	facet mounting
Delivery content	incl. mounting base enclosure USE-M pure white incl. mounting set (screws and accessories)

Ceiling flush mount sensor temperature + humidity active				
Item description	USEapp	Item No.	Group	€
RDF18+ temp_rH VV	✓	659031	HU1	348,80
RDF18+ temp_rH AA	✓	659055	HU1	367,50

Options	
Description	€
RS485 Modbus	50,30
RS485 BACnet (MS/TP)	50,30
Add to price of RS485 Modbus for LON FT	84,80
LCD 29x35 mm, RGB backlight in enclosure USE-M with option board	77,60

Accessories			
Item description	Item No.	Group	€
Mounting base enclosure USE-M pure white	668354	AS1	9,35
Mounting kit universal for enclosure USE	698511	AS1	10,40

## RDF-IR

Ceiling flush-mounted sensor for surface temperature measurement in rooms, office spaces and other workplaces. Using the infrared measuring principle, an averaged temperature over the circular detection range (optical detection range  $80 \pm 5^\circ$ ) is calculated. If two IR sensors are used, the mean, minimum or maximum value of both temperature signals can be provided in addition to the individually measured temperatures of each sensor (configurable via Thermokon USEapp).



RDF-IR



RDF-IR Dual

0..10 V / 4..20 mA   **LON**

Technical Data	
Measured values	radiation temperature
Configuration	USEapp, uConfig, BUS, jumper, DIP switches (depending on type)
Network technology	RS485 Modbus, RS485 BACnet (MS/TP), LON FT (free topology)
Output signal temperature	0..+50 °C (default setting), selectable from 4 temperature ranges -40..+60   0..+50   -20..+80   -15..+35 °C, adjustable at the transducer
Power supply	15..35 V = SELV, 19..29 V ~ SELV
Power consumption	typ. 0,6 W (24 V =), 1,5 VA (24 V ~)
Display	LCD 29x35 mm, RGB backlight, with traffic light function, threshold values configurable, optionally configurable via app or uConfig
Enclosure	USE-M, impact- and shock-resistant enclosure with quick-release cover, PC
Colour	pure white
Operating range temperature	-20..+70 °C
Protection (IP)	IP30, according to EN 60529
Connection	removable plug-in terminal, max. 2,5 mm <sup>2</sup> BUS max. 1,5 mm <sup>2</sup> <b>V/VV:</b> removable cable entry flextherm M20 for wire Ø=4,5..9 mm, <b>LCD/BUS:</b> removable cable entry M25 with fourfold cable entry for wire with max. Ø=7 mm
Connection cable	patch cable, RJ45 plug, <b>Dual:</b> 2x patch cable, RJ45 plug
Delivery content	incl. mounting base enclosure USE-M pure white



**Ceiling flush mount sensor radiation temperature active**

Item description	USEapp	Item No.	Group	€
RDF-IR V L1500	✓	699150	TP1	170,30
RDF-IR Dual VV 2xL1500	✓	699167	TP1	223,10

**Ceiling flush mount sensor radiation temperature BUS**

Item description	USEapp	Item No.	Group	€
RDF-IR RS485 BACnet (MS/TP) L1500	✓	732604	TP1	220,60
RDF-IR Dual RS485 BACnet (MS/TP) 2xL1500	✓	748087	TP1	273,40
RDF-IR RS485 Modbus L1500	✓	774789	TP1	220,60
RDF-IR Dual RS485 Modbus 2xL1500	✓	774796	TP1	273,40

**Options**

Description	€
Add to price of RS485 Modbus for LON FT	84,80
LCD 29x35 mm, RGB backlight	45,10

**Accessories**

Item description	Item No.	Group	€
Mounting base enclosure USE-M pure white	668354	AS1	9,35
Sensor wire 1,5 m with RJ45 connector	628785	AS1	6,65
Sensor wire 3 m with RJ45 connector	708852	AS1	8,55
Sensor wire 7,5 m with RJ45 connector	708869	AS1	15,90



## MDS

Ceiling-mounted multi-sensor for detection of light and motion in rooms and office spaces. Energy-efficiency can be optimized through connecting the MDS to an automated constant light control and temperature reduction in unoccupied rooms. The flat design makes up for an inconspicuous installation in e.g. suspended ceilings. For mounting on concrete ceilings, a surface-mounted frame is available.

Technical Data	
Measured values	temperature, luminosity, motion
Configuration	potentiometer
Output switch contact	1x contact NO, load max. 1 A for 24 V =/~, floating with follow-up time 1 second..30 minutes, selectable at the device
Output signal temperature	0..+50 °C
Measuring range light	0..1000 lux (10 bit)
Detection range	cone-shaped, detection range, angle 105°, 444 detection zones – with an installation height of 2,7 m circular detection range will have a Ø=7 m
Power supply	15..24 V = (±10%) SELV, 24 V ~ (±10%) SELV
Power consumption	typ. 1,5 W (24 V =), 4 VA (24 V ~)
Enclosure	ABS
Colour	pure white
Operating range temperature	0..+50 °C
Protection (IP)	IP20, according to EN 60529
Connection	terminal block, max. 1,5 mm², pluggable
Mounting	ceiling flush mount or with enclosure for surface mounting

Ceiling flush mount sensor luminosity/motion active			
Item description	Item No.	Group	€
MDS Standard V	271318	LM2	209,90
MDS Standard temp VV	280433	LM2	227,90

Accessories			
Item description	Item No.	Group	€
Enclosure for surface mounting MDS pure white	448512	AS1	56,80

## RDI

Ceiling-mounted sensor for motion detection in rooms. The small design (d=30mm) permits an inconspicuous installation in suspended ceilings. Available with 3 detection ranges (standard, small range, spot). The RDI can be used e.g. for an occupancy-based switching of lights or temperature reduction if unoccupied, which in return increases energy-efficiency.



RDI Standard



RDI Small Range



RDI Spot

### Technical Data

Measured values	motion
Output switch contact	1x contact NO, load max. 1 A for 24 V =/~, floating with follow-up time 8 seconds <b>Standard:</b> detection range, angle 110°/93° (H/V) - with an installation height of 2,5 m range detection will be 7,1x5,3 m
Detection range	<b>Small Range:</b> detection range, angle 100°/82° (H/V) - with an installation height of 2,5 m range detection will be 6x4,3 m <b>Spot:</b> detection range, angle 38°/22° (H/V) - with an installation height of 2,5 m range detection will be 1,7x1 m
Power supply	15..24 V = (±10%) SELV, 24 V ~ (±10%) SELV
Power consumption	typ. 0,5 W (24 V =), 1,1 VA (24 V ~)
Enclosure	ABS
Operating range temperature	-20..+50 °C
Protection (IP)	IP20, according to EN 60529
Connection	plug-in terminal, max. 1,5 mm <sup>2</sup>
Connection cable	PVC, 0,25 mm <sup>2</sup>
Mounting	ceiling flush mount

### Ceiling flush mount sensor motion relay

Item description	Item No.	On stock	Group	€
RDI Standard	187060	⊖	LM2	109,20
RDI Small Range	426503	⊕	LM2	109,20
RDI Spot	436670	⊕	LM2	109,20

## LDF+

Ceiling-mounted sensor used for the measurement of brightness or ambient light levels. Depending on the prism (straight or diagonal), light levels can be detected reliably and selectively in living rooms, offices and work spaces. The sensor is adapted to the spectral sensitivity of human eyes and contributes to a demand-based efficient control of light and sunblinds/shading systems. The remote sensor can be connected to the enclosure with a conventional RJ45 cable, allowing for an easy installation even in hardly accessible locations. If two sensors are used, the average, minimum or maximal value of both brightness signals can be provided in addition to the independent measurements of each sensor (configurable via Thermokon USEapp).



straight prism



Dual



diagonal prism



Dual

0..10 V / 4..20 mA   

### Technical Data

Measured values	luminosity
Configuration	USEapp, uConfig, BUS, jumper, DIP switches (depending on type)
Output switch contact	<b>Relay:</b> 2x floating contact NO for 24 V ~ or 24 V = / 3 A
Network technology	RS485 Modbus, RS485 BACnet (MS/TP), LON FT (free topology)
Measuring range light	selectable from 6 ranges 0..200 lux   0..1000 lux   0..2 klux   0..10 klux   0..20 klux   0..50 klux, optionally configurable
Power supply	15..35 V = SELV, 19..29 V ~ SELV
Power consumption	typ. 0,6 W (24 V =), , max. 40 mA, 1,5 VA (24 V ~)
Material in touch with media	prism: acrylic glass clear straight (mainly for interior lighting) diagonal (mainly for outdoor lighting)
Enclosure	USE-M, impact- and shock-resistant enclosure with quick-release cover, PC
Colour	pure white
Operating range temperature	-25..+65 °C
Protection (IP)	IP30, enclosure IP65, according to EN 60529
Connection	removable plug-in terminal, max. 2,5 mm <sup>2</sup> BUS max. 1,5 mm <sup>2</sup> , relay max. 1,5 mm <sup>2</sup> <b>V/VV/A/AA:</b> removable cable entry flextherm M20 for wire Ø=4,5..9 mm, <b>Relay/BUS:</b> removable cable entry M25 with fourfold cable entry for wire with max. Ø=7 mm
Connection cable	patch cable, RJ45 plug, 2x patch cable, RJ45 plug
Delivery content	incl. mounting base enclosure USE-M pure white incl. mounting set (screws and accessories)

## LDF+ active 0..10 V

Ceiling flush mount sensor luminosity active				
Item description	USEapp	Item No.	Group	€
LDF+ V L1500 staight prism	✓	662604	LM2	179,70
LDF+ V L1500 diagonal prism	✓	662628	LM2	179,70
LDF+ A L1500 staight prism	✓	662635	LM2	179,70
LDF+ A L1500 diagonal prism	✓	662642	LM2	179,70
LDF+ V L1500 staight prism relay	✓	707336	LM2	222,90
LDF+ V L1500 diagonal prism relay	✓	707350	LM2	222,90

## LDF+ Dual active 2x0..10 V

Dual ceiling flush mount sensor luminosity active				
Item description	USEapp	Item No.	Group	€
LDF+ Dual VV 2xL1500 staight prism	✓	700849	LM1	233,70
LDF+ Dual VV 2xL1500 diagonal prism	✓	700856	LM1	233,70
LDF+ Dual AA 2xL1500 staight prism	✓	700863	LM1	252,40
LDF+ Dual AA 2xL1500 diagonal prism	✓	700870	LM1	252,40
LDF+ Dual VV 2xL1500 staight prism relay	✓	707374	LM1	276,90
LDF+ Dual VV 2xL1500 diagonal prism relay	✓	707381	LM1	276,90

## LDF+ BUS

Ceiling flush mount sensor luminosity BUS				
Item description	USEapp	Item No.	Group	€
LDF+ RS485 BACnet (MS/TP) L1500 staight prism	✓	700900	LM1	212,00
LDF+ RS485 BACnet (MS/TP) L1500 diagonal prism	✓	700917	LM1	212,00
LDF+ RS485 Modbus L1500 staight prism	✓	700887	LM1	212,00
LDF+ RS485 Modbus L1500 diagonal prism	✓	700894	LM1	212,00

## LDF+ Dual BUS

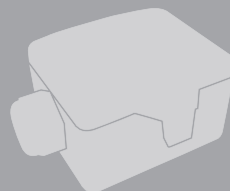
Dual ceiling flush mount sensor luminosity BUS				
Item description	USEapp	Item No.	Group	€
LDF+ Dual RS485 BACnet (MS/TP) 2xL1500 staight prism	✓	700948	LM1	266,00
LDF+ Dual RS485 BACnet (MS/TP) 2xL1500 diagonal prism	✓	700955	LM1	266,00
LDF+ Dual RS485 Modbus 2xL1500 staight prism	✓	700924	LM1	266,00
LDF+ Dual RS485 Modbus 2xL1500 diagonal prism	✓	700931	LM1	266,00

Options	
Description	€
Add to price of RS485 Modbus for LON FT	84,80
2x floating contact NO for 24 V ~ or 24 V = / 3 A	47,20
LCD 29x35 mm, RGB backlight	45,10

Accessories			
Item description	Item No.	Group	€
Mounting base enclosure USE-M pure white	668354	AS1	9,35
Sensor wire 1,5 m with RJ45 connector	628785	AS1	6,65
Sensor wire 3 m with RJ45 connector	708852	AS1	8,55
Sensor wire 7,5 m with RJ45 connector	708869	AS1	15,90
BLE dongle with micro-USB for devices USE-M / USE-L / NOVOS / thanos EVO	668262	NET	31,30
USB interface for devices USE-M / USE-L / NOVOS / thanos EVO / SR06 LCD	597838	AS1	38,50

# Outdoor sensors

With our outdoor sensors, you always get the optimal solution for your application. Depending on type, the integrated sensor technology measures temperature, humidity, enthalpy, dew point, CO2 and VOC content, brightness or atmospheric air pressure and makes our products incomparably flexible.



Outdoor  
Application

## Outdoor Sensors

AGS54+	Temperature	276
AGS55+	Temperature	278
FTA54+	Temperature, humidity	282
WSA	Temperature, humidity	284
LA+	Temperature, humidity, CO2, VOC	286
Li65+	Light, air pressure, temp., humidity	290

## AGS54+

Passive sensor for temperature measurement in outdoor areas, cold rooms, greenhouses, production plants and warehouses. A hinged cover and tool-free wiring as well as removable cable entries ensure a quick and easy installation.



### Technical Data

<b>Measured values</b>	temperature
<b>Configuration</b>	jumper
<b>Enclosure</b>	USE-S, impact- and shock-resistant enclosure with quick-release cover, PC
<b>Colour</b>	pure white
<b>Operating range temperature</b>	-35..+90 °C
<b>Protection (IP)</b>	IP65, according to EN 60529
<b>Connection</b>	removable cable entry flextherm M20 for wire Ø=4,5..9 mm, removable plug-in terminal, max. 2,5 mm <sup>2</sup>
<b>Delivery content</b>	incl. mounting base enclosure USE-S pure white, incl. mounting set (screws and accessories)



Outdoor sensor temperature passive				
Item description	Item No.	On stock	Group	€
AGS54+ PT100	622837		TP2	17,60
AGS54+ PT100 1/3 DIN	622844		TP2	22,10
AGS54+ PT1000	622851	☉	TP2	20,10
AGS54+ PT1000 1/3 DIN	622783		TP2	24,00
AGS54+ Ni1000	622806		TP2	19,80
AGS54+ Ni1000TK5000	622813	☉	TP2	24,00
AGS54+ NTC10k	622790	☉	TP2	16,10
AGS54+ NTC10k Precon	622868		TP2	16,10
AGS54+ NTC5k	624275		TP2	16,10
AGS54+ NTC20k	622875		TP2	16,10
AGS54+ NTC1,8k	643825		TP2	16,10
AGS54+ LM235Z	622820		TP2	18,10
AGS54+ KTY81-110	622899		TP2	13,50
AGS54+ KTY81-121	622905		TP2	13,50
AGS54+ KTY81-122	622912		TP2	13,50
AGS54+ KTY81-210	622929		TP2	13,50

Options	
Description	€
3-wire connection (3-wire)	2,40
4-wire connection (4-wire)	6,50
Add to price of NTC10k for sensor NTC10k Carel	0,00
Add to price of NTC10k for sensor FeT/Staefa	27,10

Accessories			
Item description	Item No.	Group	€
Mounting clip enclosure USE-S pure white	667739	AS1	5,50
Mounting base enclosure USE-S pure white	667722	AS1	6,50
Fixing kit rawplugs and screws (2x each)	660945	AS1	1,05
Sun/rain protection RS150	103329	AS1	26,80

## AGS55+


Outdoor temperature sensor with external stainless steel probe (fast response) for measuring temperature in outdoor areas, cold rooms, greenhouses, production plants and warehouses. A hinged cover and tool-free wiring as well as removable cable entries ensure a quick and easy installation.



AGS55+



AGS55+ relay / BUS



AGS55+ LCD

passive / 0..10 V / 4..20 mA   

Technical Data	
Measured values	temperature
Configuration	USEapp, uConfig, BUS, jumper, DIP switches (depending on type)
Network technology	RS485 Modbus, RS485 BACnet (MS/TP), LON FT (free topology)
Output signal temperature	scaling analogue output: selectable from 4 temperature ranges -50..+50   -20..+80   -15..+35   -10..+120   0..+50   0..+100   0..+160   0..+250 °C adjustable at the transducer, optionally configurable <b>TRV/TRA/Basic:</b> -20..+80 °C (default setting) <b>Relay/LCD/BUS:</b> -50..+50 °C (default setting)
Power supply	<b>TRV/Basic:</b> 15..24 V = (±10%) SELV, 24 V ~ (±10%) SELV, <b>TRA:</b> 15..24 V = (±10%) SELV <b>Relay/LCD/BUS:</b> 15..35 V = SELV, 19..29 V ~ SELV
Power consumption	<b>TRV:</b> typ. 0,4 W (24 V =), 0,8 VA (24 V ~) <b>TRA:</b> typ. 0,5 W (24 V =) <b>Basic:</b> max. 0,7 W (24 V =), 1,8 VA (24 V ~) <b>Relay/LCD/BUS:</b> max. 2,5 W (24 V =), 4,3 VA (24 V ~)
Material in touch with media	Sensor probe, Ø=6 mm, stainless steel V2A (1.4305)
Display	LCD 29x35 mm, RGB backlight, with traffic light function, threshold values configurable, optionally configurable via app or uConfig
Enclosure	<b>passive/TRV/TRA/Basic:</b> USE-S, impact- and shock-resistant enclosure with quick-release cover, PC <b>Relay/LCD/BUS:</b> USE-M, impact- and shock-resistant enclosure with quick-release cover, PC
Colour	pure white, <b>LCD:</b> transparent cover
Operating range temperature	-35..+90 °C
Protection (IP)	IP65, according to EN 60529

Technical Data	
<b>Connection</b>	removable plug-in terminal, max. 2,5 mm <sup>2</sup> BUS max. 1,5 mm <sup>2</sup> , relay max. 1,5 mm <sup>2</sup> <b>passive/TRV/TRA/Basic:</b> removable cable entry flextherm M20 for wire Ø=4,5..9 mm, <b>Relay/LCD/BUS:</b> removable cable entry M25 with fourfold cable entry for wire with max. Ø=7 mm
<b>Delivery content</b>	incl. mounting set (screws and accessories) <b>passive/TRV/TRA/Basic:</b> incl. mounting base enclosure USE-S pure white <b>Relay/LCD/BUS:</b> incl. mounting base enclosure USE-M pure white

## AGS55+ passive

Outdoor sensor temperature passive				
Item description	Item No.	On stock	Group	€
AGS55+ PT100	622998		TP2	38,40
AGS55+ PT100 1/3 DIN	623001		TP2	42,90
AGS55+ PT1000	623018	⊕	TP2	40,90
AGS55+ PT1000 1/3 DIN	622943		TP2	44,80
AGS55+ Ni1000	622967		TP2	40,60
AGS55+ Ni1000TK5000	622974		TP2	44,80
AGS55+ NTC10k	622950		TP2	36,90
AGS55+ NTC10k Precon	623025		TP2	36,90
AGS55+ NTC5k	624268		TP2	36,90
AGS55+ NTC20k	623032		TP2	36,90
AGS55+ NTC1,8k	645812		TP2	36,90
AGS55+ LM235Z	622981		TP2	38,90
AGS55+ KTY81-110	623049		TP2	34,30
AGS55+ KTY81-121	623056		TP2	34,30
AGS55+ KTY81-122	623063		TP2	34,30
AGS55+ KTY81-210	623070		TP2	34,30

Options	
Description	€
3-wire connection (3-wire)	2,40
4-wire connection (4-wire)	6,50
Add to price of NTC10k for sensor NTC10k Carel	0,00
Add to price of NTC10k for sensor FeT/Staefa	27,10

## AGS55+ active

Outdoor sensor temperature active				
Item description	Item No.	On stock	Group	€
AGS55+ TRV MultiRange	623087		TP2	88,60
AGS55+ TRA MultiRange	623094	⊖	TP2	88,60

Accessories				
Item description	Item No.	Group	€	
Mounting clip enclosure USE-S pure white	667739	AS1	5,50	
Mounting base enclosure USE-S pure white	667722	AS1	6,50	
Fixing kit rawlplugs and screws (2x each)	660945	AS1	1,05	
Sun/rain protection RS150	103329	AS1	26,80	

## AGS55+ Relay / LCD

Outdoor sensor temperature active 0..10 (0..5) V + relay				
Item description	USEapp	Item No.	Group	€
AGS55+ TRV MultiRange Relais	✓	663069	TP2	135,80

Outdoor sensor temperature LCD				
Item description	USEapp	Item No.	Group	€
AGS55+ LCD TRV MultiRange	✓	658614	TP2	133,70
AGS55+ LCD TRA MultiRange	✓	658621	TP2	133,70
AGS55+ LCD TRV MultiRange Relais	✓	663076	TP2	180,90

## AGS55+ BUS

Outdoor sensor temperature BUS				
Item description	USEapp	Item No.	Group	€
AGS55+ Basic RS485 Modbus		747844	TP2	88,60
AGS55+ RS485 BACnet (MS/TP)	✓	699686	TP2	123,80
AGS55+ LCD RS485 BACnet (MS/TP)	✓	699693	TP2	168,90
AGS55+ RS485 Modbus	✓	658584	TP2	123,80
AGS55+ LCD RS485 Modbus	✓	658607	TP2	168,90
AGS55+ LON	✓	658577	TP2	208,60

Accessories			
Item description	Item No.	Group	€
Mounting base enclosure USE-M pure white	668354	AS1	9,35
Fixing kit rawlplugs and screws (2x each)	660945	AS1	1,05
Sun/rain protection RS150	103329	AS1	26,80
BLE dongle with micro-USB for devices USE-M / USE-L / NOVOS / thanos EVO	668262	NET	31,30
USB interface for devices USE-M / USE-L / NOVOS / thanos EVO / SR06 LCD	597838	AS1	38,50
Cable entry M20 USE white, sealing insert Flextherm Ø=4,5..9 mm (4 pcs)	752626	AS1	12,00
Sealing insert M20 USE white, Flextherm Ø=4,5..9 mm (10 pcs)	752206	AS1	12,00
Sealing insert M20 USE white, 2x Ø=7 mm (10 pcs)	641333	AS1	12,00
Cable entry M25 USE white, sealing insert 4x Ø=7 mm (4 pcs)	641364	AS1	12,00

## FTA54+

Outdoor sensor for measuring relative humidity and temperature in HVAC applications, greenhouses, industrial halls and in meteorology. The output can also be configured to measure absolute humidity, enthalpy or dew point. The optional features, such as relay outputs for 2-point controllers or 2-stage 2-point controllers and an LCD with traffic light indication enable a wide range of applications. The accuracy of the humidity sensor is 2%. A hinged cover and tool-free wiring as well as removable cable entries ensure a quick and easy installation.



FTA54+



FTA54+ LCD

0..10 V / 4..20 mA   **LON**

Technical Data	
<b>Measured values</b>	temperature, relative humidity, absolute humidity, enthalpy, dew point
<b>Configuration</b>	USEapp, uConfig, BUS, jumper, DIP switches (depending on type)
<b>Network technology</b>	RS485 Modbus, RS485 BACnet (MS/TP), LON FT (free topology)
<b>Output signal temperature</b>	scaling analogue output: -20..+80 °C (default setting) selectable from 4 temperature ranges -40..+60   0..+50   -20..+80   -15..+35 °C adjustable at the transducer, optionally configurable
<b>Measuring range humidity</b>	0..100% rH non-condensing, 0..85 KJ/kg enthalpy, 0..50   0..80 g/m <sup>3</sup> absolute humidity, 0..+50   -20..+80 °C dew point, optionally configurable
<b>Power supply</b>	<b>TRV/Basic:</b> 15..24 V = (±10%) SELV, 24 V ~ (±10%) SELV <b>TRA:</b> 15..24 V = (±10%) SELV <b>Relay/LCD/BUS:</b> 15..35 V = SELV, 19..29 V ~ SELV
<b>Power consumption</b>	<b>TRV:</b> typ. 0,4 W (24 V =), 0,8 VA (24 V ~) <b>TRA:</b> typ. 1 W (24 V =) <b>Basic:</b> max. 0,7 W (24 V =), 1,8 VA (24 V ~), <b>Relay/LCD/BUS:</b> max. 2,5 W (24 V =), 4,3 VA (24 V ~)
<b>Material in touch with media</b>	Pipe, PC, pure white, with filter stainless steel wire mesh
<b>Display</b>	LCD 29x35 mm, RGB backlight, with traffic light function, threshold values configurable, optionally configurable via app or uConfig
<b>Enclosure</b>	USE-M, impact- and shock-resistant enclosure with quick-release cover, PC
<b>Operating range temperature</b>	-20..+70 °C
<b>Protection (IP)</b>	IP65, according to EN 60529
<b>Connection</b>	removable plug-in terminal, max. 2,5 mm <sup>2</sup> BUS max. 1,5 mm <sup>2</sup> , relay max. 1,5 mm <sup>2</sup> <b>TRV/TRA/Basic:</b> removable cable entry flextherm M20 for wire Ø=4,5..9 mm, <b>Relay/LCD/BUS:</b> removable cable entry M25 with fourfold cable entry for wire with max. Ø=7 mm

**Technical Data**

**Delivery content**

incl. mounting base enclosure USE-M pure white  
incl. mounting set (screws and accessories)  
incl. sun/rain protection PC, white

**Outdoor sensor humidity + temperature active**

Item description	USEapp	Item No.	On stock	Group	€
FTA54+ VV		659147	☉	HU1	187,90
FTA54+ AA		659154	☉	HU1	206,60
FTA54+ VV relay	✓	661003		HU1	235,10
FTA54+ LCD VV	✓	660983		HU1	233,00
FTA54+ LCD AA	✓	660990		HU1	251,70
FTA54+ LCD VV relay	✓	661010		HU1	280,20

**Outdoor sensor humidity + temperature BUS**

Item description	USEapp	Item No.	Group	€
FTA54+ Basic RS485 Modbus		747752	HU1	214,60
FTA54+ RS485 BACnet (MS/TP)	✓	700191	HU1	233,70
FTA54+ LCD RS485 BACnet (MS/TP)	✓	700214	HU1	278,80
FTA54+ RS485 Modbus	✓	659178	HU1	233,70
FTA54+ LCD RS485 Modbus	✓	661034	HU1	278,80

**Options**

Description	€
Add for additional passive temperature sensor	15,90
Add to price of RS485 Modbus for LON FT	84,80

**Accessories**

Item description	Item No.	Group	€
Mounting base enclosure USE-M pure white	668354	AS1	9,35
Mounting kit universal for enclosure USE	698511	AS1	10,40
Filter stainless steel, wire mesh FTK+ / FTA54+ / FTP+ (spare part)	231169	AS1	11,60
BLE dongle with micro-USB for devices USE-M / USE-L / NOVOS / thanos EVO	668262	NET	31,30
USB interface for devices USE-M / USE-L / NOVOS / thanos EVO / SR06 LCD	597838	AS1	38,50
Cable entry M20 USE white, sealing insert Flextherm Ø=4,5..9 mm (4 pcs)	752626	AS1	12,00
Sealing insert M20 USE white, Flextherm Ø=4,5..9 mm (10 pcs)	752206	AS1	12,00
Sealing insert M20 USE white, 2x Ø=7 mm (10 pcs)	641333	AS1	12,00
Cable entry M25 USE white, sealing insert 4x Ø=7 mm (4 pcs)	641364	AS1	12,00



## WSA

Weatherproof humidity and temperature sensor for outdoor applications. The radiation shield protects the sensors from rain, hail and radiated heat. The curved shape of the plates ensure that air can move across the sensors to keep radiated temperature from rooftops and other surrounding surfaces away and guarantee proper measurement. Typical applications are meteorology, greenhouses and industrial environments.

0..10 V / 4..20 mA   **LON**

Technical Data	
Measured values	temperature, relative humidity, absolute humidity, enthalpy, dew point
Configuration	USEapp, uConfig, BUS, jumper, DIP switches (depending on type)
Network technology	RS485 Modbus, RS485 BACnet (MS/TP), LON FT (free topology)
Output signal temperature	scaling analogue output, -20..+80 °C (default setting) selectable from 4 temperature ranges -40..+60   0..+50   -20..+80   -15..+35 °C adjustable at the transducer, optionally configurable
Measuring range humidity	0..100% rH non-condensing, 0..85 KJ/kg enthalpy, 0..50   0..80 g/m <sup>3</sup> absolute humidity, 0..+50   -20..+80 °C dew point
Power supply	<b>VV:</b> 15..24 V = (±10%) SELV, 24 V ~ (±10%) SELV <b>AA:</b> 15..24 V = (±10%) SELV <b>BUS:</b> 15..35 V = SELV, 19..29 V ~ SELV
Power consumption	<b>VV:</b> typ. 0,4 W (24 V =), 0,8 VA (24 V ~) <b>AA:</b> max. 1 W (24 V =) <b>BUS:</b> max. 2,5 W (24 V =), 4,3 VA (24 V ~)
Material in touch with media	Pipe, Ø=19,5 mm, PA6, with filter stainless steel wire mesh weather protection PC, stainless steel
Display	LCD 29x35 mm, RGB backlight, with traffic light function, threshold values configurable, optionally configurable via app or uConfig
Enclosure	<b>VV/AA:</b> USE-S, impact- and shock-resistant enclosure with quick-release cover, PC <b>BUS:</b> USE-M, impact- and shock-resistant enclosure with quick-release cover, PC
Operating range temperature	-20..+70 °C
Protection (IP)	IP65, according to EN 60529
Connection	removable plug-in terminal, max. 2,5 mm <sup>2</sup> BUS max. 1,5 mm <sup>2</sup> , relay max. 1,5 mm <sup>2</sup> <b>VV/AA:</b> removable cable entry flextherm M20 for wire Ø=4,5..9 mm <b>BUS:</b> removable cable entry M25 with fourfold cable entry for wire with max. Ø=7 mm
Mounting	mounting at the wall or at a pole
Delivery content	incl. mounting set (screws and accessories)



## WSA active

Weather protected outdoor sensor humidity + temperature active				
Item description	USEapp	Item No.	Group	€
WSA VV	✓	626408	HU2	303,80
WSA AA	✓	626415	HU2	322,50

Options	
Description	€
LCD 29x35 mm, RGB backlight in enclosure USE-M with option board	77,60
Add for additional passive temperature sensor	15,90

## WSA BUS

Weather protected outdoor sensor humidity + temperature BUS				
Item description	USEapp	Item No.	Group	€
WSA temp_rH RS485 BACnet (MS/TP)	✓	700184	HU1	349,50
WSA temp_rH RS485 Modbus	✓	626439	HU1	349,50

Options	
Description	€
Add to price of RS485 Modbus for LON FT	84,80
LCD 29x35 mm, RGB backlight	45,10

Accessories			
Item description	Item No.	Group	€
Filter stainless steel, wire mesh FTK+ / FTA54+ / FTP+ (spare part)	231169	AS1	11,60
Weather protection for FTK+, WSA (replacement)	625241	AS1	80,20
BLE dongle with micro-USB for devices USE-M / USE-L / NOVOS / thanos EVO	668262	NET	31,30
USB interface for devices USE-M / USE-L / NOVOS / thanos EVO / SR06 LCD	597838	AS1	38,50
Cable entry M20 USE white, sealing insert Flextherm Ø=4,5..9 mm (4 pcs)	752626	AS1	12,00
Sealing insert M20 USE white, Flextherm Ø=4,5..9 mm (10 pcs)	752206	AS1	12,00
Sealing insert M20 USE white, 2x Ø=7 mm (10 pcs)	641333	AS1	12,00
Cable entry M25 USE white, sealing insert 4x Ø=7 mm (4 pcs)	641364	AS1	12,00

## LA+

Air quality sensor for measuring CO<sub>2</sub>, mixed gas (VOC), optionally temperature and humidity outdoors and in areas requiring high IP protection class (e.g. underground stations, tunnels, exhibition halls, cold chains and greenhouses as well as in production halls and warehouses). For devices with CO<sub>2</sub> and VOC, every output can be configured to be a mixed output (selectable ratio between CO<sub>2</sub> and VOC). Devices with a relay option can be used as 2-point controllers or 2-stage controllers.



LA+



LA+ (Temp)



LA+ LCD (Temp\_rH)

0..10 V / 4..20 mA   

### Technical Data

<b>Measured values</b>	temperature, relative humidity, absolute humidity, enthalpy, dew point, CO <sub>2</sub> , VOC
<b>Configuration</b>	USEapp, uConfig, BUS, jumper, DIP switches (depending on type) each output can be set to get a variable mix of CO <sub>2</sub> and VOC by configuration via app or uConfig
<b>Network technology</b>	RS485 Modbus, RS485 BACnet (MS/TP), LON FT (free topology)
<b>Output signal temperature</b>	scaling analogue output: 0..+50 °C (default setting) selectable from 4 temperature ranges -40..+60   0..+50   -20..+80   -15..+35 °C optionally configurable
<b>Measuring range humidity</b>	0..100% rH non-condensing, 0..85 kJ/kg enthalpy, 0..50   0..80 g/m <sup>3</sup> absolute humidity, 0..+50   -20..+80 °C dew point
<b>Measuring range CO<sub>2</sub></b>	0..2000 ppm, 0..5000 ppm, optionally configurable
<b>Measuring VOC (mixed gas)</b>	heated metal oxide semiconductor, self-calibration
<b>Power supply</b>	15..35 V = SELV, 19..29 V ~ SELV A/AA: 15..35 V = SELV
<b>Power consumption</b>	max. 2,5 W (24 V =), 4,3 VA (24 V ~) A/AA: max. 2,5 W (24 V =)
<b>Material in touch with media</b>	<b>Temp:</b> Sensor probe, stainless steel V2A (1.4305) <b>Temp+rH:</b> Pipe, PC, with filter stainless steel wire mesh
<b>Display</b>	LCD 29x35 mm, RGB backlight, with traffic light function, threshold values configurable, for example to display the air quality optionally configurable via app or uConfig
<b>Enclosure</b>	USE-M, impact- and shock-resistant enclosure with quick-release cover, PC
<b>Colour</b>	pure white, <b>LCD:</b> transparent cover

Technical Data	
Operating range temperature	0..+50 °C
Protection (IP)	IP65, according to EN 60529
Connection	removable plug-in terminal, max. 2,5 mm <sup>2</sup> BUS max. 1,5 mm <sup>2</sup> , relay max. 1,5 mm <sup>2</sup> <b>V/VV/3xV/A/AA:</b> removable cable entry flextherm M20 for wire Ø=4,5..9 mm <b>Relay/BUS/LCD:</b> removable cable entry M25 with fourfold cable entry for wire with max. Ø=7 mm
Delivery content	incl. mounting base enclosure USE-M pure white incl. mounting set (screws and accessories) incl. sun/rain protection PC, white
Notes	mixed gas sensors detect gases and vapours which can be oxidised (burnt): Body odours, tobacco smoke, exhalations emitted by materials (furniture, carpets, paint, glue ...)

## LA+ CO2

Outdoor sensor CO2 active				
Item description	USEapp	Item No.	Group	€
LA+ CO2 V		690171	AQ1	257,10
LA+ CO2 A	✓	693424	AQ1	257,10
LA+ CO2 temp VV	✓	700542	AQ1	303,30
LA+ CO2 temp AA	✓	700559	AQ1	322,00
LA+ CO2 temp VV relay	✓	700566	AQ1	350,50
LA+ CO2 temp_rH 3xV	✓	700573	AQ1	358,60

Options	
Description	€
LCD 29x35 mm, RGB backlight	45,10

Outdoor sensor CO2 BUS				
Item description	USEapp	Item No.	Group	€
LA+ CO2 RS485 BACnet (MS/TP)	✓	700580	AQ1	307,40
LA+ CO2 temp RS485 BACnet (MS/TP)	✓	700641	AQ1	353,60
LA+ CO2 RS485 Modbus	✓	698719	AQ1	307,40
LA+ CO2 temp RS485 Modbus	✓	700634	AQ1	353,60

Options	
Description	€
Add to price of RS485 Modbus for LON FT	84,80
LCD 29x35 mm, RGB backlight	45,10
Add for additional outdoor humidity sensor	55,30

## LA+ VOC

Outdoor sensor VOC active				
Item description	USEapp	Item No.	Group	€
LA+ VOC V	✓	698405	AQ1	235,50
LA+ VOC A	✓	698412	AQ1	235,50
LA+ VOC temp VV	✓	698399	AQ1	281,70
LA+ VOC temp AA	✓	698429	AQ1	300,40
LA+ VOC temp VV relay	✓	703086	AQ1	328,90
LA+ VOC temp_rH 3xV	✓	703093	AQ1	337,00

Options	
Description	€
LCD 29x35 mm, RGB backlight	45,10

Outdoor sensor VOC BUS				
Item description	USEapp	Item No.	Group	€
LA+ VOC RS485 BACnet (MS/TP)	✓	700603	AQ1	285,80
LA+ VOC temp RS485 BACnet (MS/TP)	✓	703161	AQ1	332,00
LA+ VOC RS485 Modbus	✓	700597	AQ1	285,80
LA+ VOC temp RS485 Modbus	✓	703154	AQ1	332,00

Options	
Description	€
Add to price of RS485 Modbus for LON FT	84,80
LCD 29x35 mm, RGB backlight	45,10
Add for additional outdoor humidity sensor	55,30

**LA+ CO2+VOC**

Outdoor sensor CO2 + VOC or mix active				
Item description	USEapp	Item No.	Group	€
LA+ CO2+VOC VV	✓	698993	AQ1	377,10
LA+ CO2+VOC AA	✓	699006	AQ1	395,80
LA+ CO2+VOC VV relay	✓	700535	AQ1	424,30

Options	
Description	€
LCD 29x35 mm, RGB backlight	45,10
Add for additional passive temperature sensor	15,90
Add for additional temperature sensor	21,00
Add for additional outdoor humidity sensor	55,30

Outdoor sensor CO2 + VOC or mix BUS				
Item description	USEapp	Item No.	Group	€
LA+ CO2+VOC RS485 BACnet (MS/TP)	✓	700627	AQ1	427,40
LA+ CO2+VOC temp_rH RS485 BACnet (MS/TP)	✓	700665	AQ1	515,50
LA+ CO2+VOC RS485 Modbus	✓	700610	AQ1	427,40
LA+ CO2+VOC temp_rH RS485 Modbus	✓	700658	AQ1	515,50

Options	
Description	€
Add to price of RS485 Modbus for LON FT	84,80
LCD 29x35 mm, RGB backlight	45,10
Add for additional temperature sensor	21,00

Accessories			
Item description	Item No.	Group	€
Mounting base enclosure USE-M pure white	668354	AS1	9,35
Mounting kit universal for enclosure USE	698511	AS1	10,40
BLE dongle with micro-USB for devices USE-M / USE-L / NOVOS / thanos EVO	668262	NET	31,30
USB interface for devices USE-M / USE-L / NOVOS / thanos EVO / SR06 LCD	597838	AS1	38,50
Cable entry M20 USE white, sealing insert Flextherm Ø=4,5..9 mm (4 pcs)	752626	AS1	12,00
Sealing insert M20 USE white, Flextherm Ø=4,5..9 mm (10 pcs)	752206	AS1	12,00
Sealing insert M20 USE white, 2x Ø=7 mm (10 pcs)	641333	AS1	12,00
Cable entry M25 USE white, sealing insert 4x Ø=7 mm (4 pcs)	641364	AS1	12,00

## Li65+

Outdoor sensor for measuring light, temperature, humidity and atmospheric pressure in outdoor areas, greenhouses, warehouses or industrial halls. The device has an integrated ambient light sensor with a precise optical filter adapted to the spectral sensitivity of human eyes. Relay outputs for a 2-point controller or a 2-stage 2-point controller allow for a wide range of applications. A hinged cover and tool-free wiring as well as removable cable entries ensure a quick and easy installation.



Li65+



Li65+ Temp



Li65+ Temp\_rH

0..10 V / 4..20 mA   

### Technical Data

<b>Measured values</b>	temperature, relative humidity, absolute humidity, enthalpy, dew point, luminosity, atmospheric pressure
<b>Configuration</b>	USEapp, uConfig, BUS, jumper, DIP switches (depending on type)
<b>Network technology</b>	RS485 Modbus, RS485 BACnet (MS/TP), LON FT (free topology)
<b>Output signal temperature</b>	scaling analogue output: -20..+80 °C (default setting) selectable from 4 temperature ranges -40..+60   0..+50   -20..+80   -15..+35 °C adjustable at the transducer, optionally configurable
<b>Measuring range humidity</b>	0..100% rH non-condensing
<b>Measuring range light</b>	0..1000 lux (default setting) selectable from 6 ranges 0..200 lux   0..1000 lux   0..2 klux   0..10 klux   0..20 klux   0..50 klux
<b>Measuring range atm. pressure</b>	500..1500 hPa
<b>Power supply</b>	15..35 V = SELV, 19..29 V ~ SELV
<b>Power consumption</b>	typ. 0,6 W (24 V =), 1,5 VA (24 V ~)
<b>Enclosure</b>	USE-M, impact- and shock-resistant enclosure with quick-release cover, PC
<b>Colour</b>	pure white, translucent cover PC
<b>Operating range temperature</b>	-30..+70 °C
<b>Protection (IP)</b>	IP65, according to EN 60529
<b>Connection</b>	removable plug-in terminal, max. 2,5 mm <sup>2</sup> BUS max. 1,5 mm <sup>2</sup> , relay max. 1,5 mm <sup>2</sup> <b>V/VV/3xV/4xV/A/AA:</b> removable cable entry flextherm M20 for wire Ø=4,5..9 mm <b>BUS:</b> removable cable entry M25 with fourfold cable entry for wire with max. Ø=7 mm
<b>Delivery content</b>	incl. mounting base enclosure USE-M pure white incl. mounting set (screws and accessories)

**Li65+ active**

Outdoor sensor light active					
Item description	USEapp	Item No.	On stock	Group	€
Li65+ V	✓	662680	⊖	LM2	149,00
Li65+ A	✓	662697	⊖	LM2	149,00

Outdoor sensor light + temperature active					
Item description	USEapp	Item No.	Group	€	
Li65+ temp VV	✓	700672	LM1	174,00	
Li65+ temp AA	✓	700689	LM1	192,70	
Li65+ temp VV relay	✓	707305	LM1	217,20	

Outdoor sensor light + temperature + humidity + atmospheric pressure active					
Item description	USEapp	Item No.	Group	€	
Li65+ temp_rH 3xV	✓	700696	LM1	215,90	
Li65+ temp_rH_hPa 4xV	✓	700702	LM1	257,80	

Accessories				
Item description	Item No.	Group	€	
Mounting base enclosure USE-M pure white	668354	AS1	9,35	
Mounting kit universal for enclosure USE	698511	AS1	10,40	
BLE dongle with micro-USB for devices USE-M / USE-L / NOVOS / thanos EVO	668262	NET	31,30	
USB interface for devices USE-M / USE-L / NOVOS / thanos EVO / SR06 LCD	597838	AS1	38,50	
Cable entry M20 USE white, sealing insert Flextherm Ø=4,5..9 mm (4 pcs)	752626	AS1	12,00	
Sealing insert M20 USE white, Flextherm Ø=4,5..9 mm (10 pcs)	752206	AS1	12,00	
Sealing insert M20 USE white, 2x Ø=7 mm (10 pcs)	641333	AS1	12,00	
Cable entry M25 USE white, sealing insert 4x Ø=7 mm (4 pcs)	641364	AS1	12,00	

## Li65+ BUS

Outdoor sensor light + temperature BUS				
Item description	USEapp	Item No.	Group	€
Li65+ temp RS485 BACnet (MS/TP)	✓	700740	LM1	223,60
Li65+ temp RS485 Modbus	✓	700733	LM1	223,60

Outdoor sensor light + temperature + humidity + atmospheric pressure BUS				
Item description	USEapp	Item No.	Group	€
Li65+ temp_rH RS485 BACnet (MS/TP)	✓	700764	LM1	265,50
Li65+ temp_rH_hPa RS485 BACnet (MS/TP)	✓	700788	LM1	307,40
Li65+ temp_rH RS485 Modbus	✓	700757	LM1	265,50
Li65+ temp_rH_hPa RS485 Modbus	✓	700771	LM1	307,40


Options	
Description	€
Add to price of RS485 Modbus for LON FT	84,80

Accessories			
Item description	Item No.	Group	€
Mounting base enclosure USE-M pure white	668354	AS1	9,35
Mounting kit universal for enclosure USE	698511	AS1	10,40
BLE dongle with micro-USB for devices USE-M / USE-L / NOVOS / thanos EVO	668262	NET	31,30
USB interface for devices USE-M / USE-L / NOVOS / thanos EVO / SR06 LCD	597838	AS1	38,50
Cable entry M20 USE white, sealing insert Flextherm Ø=4,5..9 mm (4 pcs)	752626	AS1	12,00
Sealing insert M20 USE white, Flextherm Ø=4,5..9 mm (10 pcs)	752206	AS1	12,00
Sealing insert M20 USE white, 2x Ø=7 mm (10 pcs)	641333	AS1	12,00
Cable entry M25 USE white, sealing insert 4x Ø=7 mm (4 pcs)	641364	AS1	12,00



# Duct Application

Our duct and immersion sensors reliably measure and monitor temperature, humidity content or air quality in ducts or pipes of heating, ventilation and air conditioning systems.



## Duct Sensors

AKF10+	Temperature	294
FTK+	Temperature, humidity	302
LK+	CO <sub>2</sub> , VOC, temperature, humidity	306
FSK01	Humidity	314
AVT	Air flow, temperature	315

## Average Duct Sensors

MWF+	Temperature	316
MWF400+	Temperature	319

## Screw-in Duct Sensors

SFK02+	Temperature	322
SFK02+ FR	Temperature	329
SFK01	Temperature	333
SFK03	Temperature	335

## High Temperature Duct Sensors

KFK01	Temperature	339
KFK03	Temperature	343
RG03	Temperature	347
RGS03	Temperature	348

## **AKF10+**

Duct sensor for measuring air temperature and other gaseous media (e.g. in ventilation and air conditioning systems). Combined with a thermowell pocket, it can be used as an immersion temperature sensor as well. Models with a relay output for a 2-point controller or a 2-stage 2-point controller and color-changing LCD allow for a wide range of applications. A hinged cover and tool-free wiring as well as removable cable entries ensure a quick and easy installation.




AKF10+



AKF10+



AKF10+ relay / BUS



AKF10+ LCD

passive / 0..10 V / 4..20 mA   

Technical Data	
Measured values	temperature
Configuration	USEapp, uConfig, BUS, jumper, DIP switches (depending on type)
Network technology	RS485 Modbus, RS485 BACnet (MS/TP), LON FT (free topology)
Output signal temperature	scaling analogue output: selectable from 4 temperature ranges -50..+50   -20..+80   -15..+35   -10..+120   0..+50   0..+100   0..+160   0..+250 °C <b>TRV/TRA:</b> 0..+160 °C (default setting) <b>Relay/LCD/BUS:</b> -20..+80 °C (default setting)
Power supply	<b>TRV:</b> 15..24 V = (±10%) SELV, 24 V ~ (±10%) SELV <b>TRA:</b> 15..24 V = (±10%) SELV <b>Relay/LCD/BUS:</b> 15..35 V = SELV, 19..29 V ~ SELV
Power consumption	<b>TRV/Basic:</b> typ. 0,4 W (24 V =), 0,8 VA (24 V ~) <b>TRA:</b> typ. 0,5 W (24 V =) <b>Basic:</b> max. 0,7 W (24 V =), 1,8 VA (24 V ~) <b>Relay/LCD/BUS:</b> max. 2,5 W (24 V =), 4,3 VA (24 V ~)
Material in touch with media	Sensor probe, Ø=6 mm, stainless steel V4A (1.4571) suitable for usage in aggressive media
Installation length	50 mm, 100 mm, 150 mm, 200 mm, 250 mm, 300 mm, 450 mm
Display	LCD 29x35 mm, RGB backlight, with traffic light function, threshold values configurable, optionally configurable via app or uConfig
Enclosure	<b>passive/TRV/TRA/Basic:</b> USE-S, impact- and shock-resistant enclosure with quick-release cover, PC <b>Relay/LCD/BUS:</b> USE-M, impact- and shock-resistant enclosure with quick-release cover, PC
Colour	pure white, <b>LCD:</b> transparent cover
Operating range temperature	-80..+260 °C
Protection (IP)	IP65, according to EN 60529
Connection	removable plug-in terminal, max. 2,5 mm <sup>2</sup> BUS max. 1,5 mm <sup>2</sup> , relay max. 1,5 mm <sup>2</sup> <b>passive/TRV/TRA/Basic:</b> removable cable entry flextherm M20 for wire Ø=4,5..9 mm removable cable entry M25 with fourfold cable entry for wire with max. Ø=7 mm
Delivery content	incl. mounting set (screws and accessories) <b>passive/TRV/TRA/Basic:</b> incl. mounting clip enclosure USE-S pure white <b>Relay/LCD/BUS:</b> incl. mounting flange MF6DS flexible

## AKF10+ passive

Duct/immersion sensor -50..+150 °C – NTC10k TP3		
Item description	Item No.	€
AKF10+ NTC10k 050.06	620864	36,30
AKF10+ NTC10k 100.06	620871	37,60
AKF10+ NTC10k 150.06	620888	39,10
AKF10+ NTC10k 200.06	620895	39,80
AKF10+ NTC10k 250.06	620901	41,70
AKF10+ NTC10k 300.06	620918	43,00
AKF10+ NTC10k 450.06	620925	45,00

Duct/immersion sensor -50..+160 °C – PT100 1/3 DIN TP3		
Item description	Item No.	€
AKF10+ PT100 1/3 DIN 050.06	621243	42,30
AKF10+ PT100 1/3 DIN 100.06	621250	43,60
AKF10+ PT100 1/3 DIN 150.06	621267	45,10
AKF10+ PT100 1/3 DIN 200.06	621274	45,80
AKF10+ PT100 1/3 DIN 250.06	621281	47,70
AKF10+ PT100 1/3 DIN 300.06	621298	49,00
AKF10+ PT100 1/3 DIN 450.06	621304	51,00

Duct/immersion sensor -50..+160 °C – PT1000 1/3 DIN TP3		
Item description	Item No.	€
AKF10+ PT1000 1/3 DIN 050.06	620796	44,20
AKF10+ PT1000 1/3 DIN 100.06	620802	45,50
AKF10+ PT1000 1/3 DIN 150.06	620819	47,00
AKF10+ PT1000 1/3 DIN 200.06	620826	47,70
AKF10+ PT1000 1/3 DIN 250.06	620833	49,60
AKF10+ PT1000 1/3 DIN 300.06	620840	50,90
AKF10+ PT1000 1/3 DIN 450.06	620857	52,90

Duct/immersion sensor -50..+160 °C – Ni1000TK5000 TP3		
Item description	Item No.	€
AKF10+ Ni1000TK5000 050.06	621007	44,20
AKF10+ Ni1000TK5000 100.06	621014	45,50
AKF10+ Ni1000TK5000 150.06	621021	47,00
AKF10+ Ni1000TK5000 200.06	621038	47,70
AKF10+ Ni1000TK5000 250.06	621045	49,60
AKF10+ Ni1000TK5000 300.06	621052	50,90
AKF10+ Ni1000TK5000 450.06	621069	52,90

Duct/immersion sensor -50..+160 °C – PT100 DIN cl. B TP3		
Item description	Item No.	€
AKF10+ PT100 050.06	621175	37,80
AKF10+ PT100 100.06	621182	39,10
AKF10+ PT100 150.06	621199	40,60
AKF10+ PT100 200.06	621205	41,30
AKF10+ PT100 250.06	621212	43,20
AKF10+ PT100 300.06	621229	44,50
AKF10+ PT100 450.06	621236	46,50

Duct/immersion sensor -50..+160 °C – PT1000 DIN cl. B TP3		
Item description	Item No.	€
AKF10+ PT1000 050.06	621311	40,30
AKF10+ PT1000 100.06	621328	41,60
AKF10+ PT1000 150.06	621335	43,10
AKF10+ PT1000 200.06	621342	43,80
AKF10+ PT1000 250.06	621359	45,70
AKF10+ PT1000 300.06	621366	47,00
AKF10+ PT1000 450.06	621373	49,00

Duct/immersion sensor -50..+160 °C – Ni1000 DIN cl. B TP3		
Item description	Item No.	€
AKF10+ Ni1000 050.06	620932	40,00
AKF10+ Ni1000 100.06	620949	41,30
AKF10+ Ni1000 150.06	620956	42,80
AKF10+ Ni1000 200.06	620963	43,50
AKF10+ Ni1000 250.06	620970	45,40
AKF10+ Ni1000 300.06	620987	46,70
AKF10+ Ni1000 450.06	620994	48,70

Options	
Description	€
3-wire connection -50..+160 °C (3-wire)	2,40
4-wire connection -50..+160 °C (4-wire)	6,50
Temperature -80..+260 °C (T260)	12,90
Add to price of NTC10k for sensor NTC10k Precon   NTC10k Carel   NTC1,8k   NTC5k   NTC20k	0,00
Add to price of NTC10k for sensor LM235Z	2,00
Add to price of NTC10k for sensor DS18B20 1-wire	1,50
Add to price of NTC10k for sensor FeT/Staefa	27,10

## AKF10+ active

Duct/immersion sensor -50..+160 °C active 0..10 (0..5) V			
Item description	Item No.	Group	€
AKF10+ TRV MultiRange 050.06	621595	TP3	87,40
AKF10+ TRV MultiRange 100.06	621601	TP3	88,40
AKF10+ TRV MultiRange 150.06	621618	TP3	89,50
AKF10+ TRV MultiRange 200.06	621625	TP3	89,90
AKF10+ TRV MultiRange 250.06	621632	TP3	91,40
AKF10+ TRV MultiRange 300.06	621649	TP3	92,50
AKF10+ TRV MultiRange 450.06	621656	TP3	93,80

Duct/immersion sensor -50..+160 °C active 4..20 mA				
Item description	Item No.	On stock	Group	€
AKF10+ TRA MultiRange 050.06	621663		TP3	87,40
AKF10+ TRA MultiRange 100.06	621670	⊖	TP3	88,40
AKF10+ TRA MultiRange 150.06	621687	⊖	TP3	89,50
AKF10+ TRA MultiRange 200.06	621694		TP3	89,90
AKF10+ TRA MultiRange 250.06	621700		TP3	91,40
AKF10+ TRA MultiRange 300.06	621717		TP3	92,50
AKF10+ TRA MultiRange 450.06	621724		TP3	93,80

Duct/immersion sensor -50..+160 °C active 0..10 (0..5) V + relay				
Item description	Item No.	Group	€	
AKF10+ TRV MultiRange 050.06 relay	663304	TP2	163,40	
AKF10+ TRV MultiRange 100.06 relay	663311	TP2	164,40	
AKF10+ TRV MultiRange 150.06 relay	663328	TP2	165,50	
AKF10+ TRV MultiRange 200.06 relay	663335	TP2	165,90	
AKF10+ TRV MultiRange 250.06 relay	663342	TP2	167,40	
AKF10+ TRV MultiRange 300.06 relay	663359	TP2	168,50	
AKF10+ TRV MultiRange 450.06 relay	663366	TP2	169,80	

<b>Duct/immersion sensor -50..+160 °C active 0..10 (0..5) V LCD</b>				
Item description	USEapp	Item No.	Group	€
AKF10+ LCD TRV MultiRange 050.06	✓	663380	TP2	165,00
AKF10+ LCD TRV MultiRange 100.06	✓	663397	TP2	166,00
AKF10+ LCD TRV MultiRange 150.06	✓	663403	TP2	167,10
AKF10+ LCD TRV MultiRange 200.06	✓	663410	TP2	167,50
AKF10+ LCD TRV MultiRange 250.06	✓	663427	TP2	169,00
AKF10+ LCD TRV MultiRange 300.06	✓	663434	TP2	170,10
AKF10+ LCD TRV MultiRange 450.06	✓	663441	TP2	171,40

<b>Duct/immersion sensor -50..+160 °C active 4..20 mA LCD</b>				
Item description	USEapp	Item No.	Group	€
AKF10+ LCD TRA MultiRange 050.06	✓	663526	TP2	165,00
AKF10+ LCD TRA MultiRange 100.06	✓	663533	TP2	166,00
AKF10+ LCD TRA MultiRange 150.06	✓	663540	TP2	167,10
AKF10+ LCD TRA MultiRange 200.06	✓	663557	TP2	167,50
AKF10+ LCD TRA MultiRange 250.06	✓	663564	TP2	169,00
AKF10+ LCD TRA MultiRange 300.06	✓	663571	TP2	170,10
AKF10+ LCD TRA MultiRange 450.06	✓	663588	TP2	171,40

<b>Duct/immersion sensor -50..+160 °C active 0..10 (0..5) V + relay LCD</b>				
Item description	USEapp	Item No.	Group	€
AKF10+ LCD TRV MultiRange 050.06 relay	✓	663458	TP2	196,60
AKF10+ LCD TRV MultiRange 100.06 relay	✓	663465	TP2	197,60
AKF10+ LCD TRV MultiRange 150.06 relay	✓	663472	TP2	198,70
AKF10+ LCD TRV MultiRange 200.06 relay	✓	663489	TP2	199,10
AKF10+ LCD TRV MultiRange 250.06 relay	✓	663496	TP2	200,60
AKF10+ LCD TRV MultiRange 300.06 relay	✓	663502	TP2	201,70
AKF10+ LCD TRV MultiRange 450.06 relay	✓	663519	TP2	203,00

<b>Options</b>	
Description	€
Temperature -80..+260 °C (T260)	12,90

## AKF10+ BUS

Duct/immersion sensor -50..+160 °C Basic RS485 Modbus				
Item description	Item No.	Group	€	
AKF10+ Basic RS485 Modbus 050.06	747783	TP2	87,40	
AKF10+ Basic RS485 Modbus 100.06	748032	TP2	88,40	
AKF10+ Basic RS485 Modbus 150.06	747769	TP2	89,50	
AKF10+ Basic RS485 Modbus 200.06	747790	TP2	89,90	
AKF10+ Basic RS485 Modbus 250.06	748049	TP2	91,40	
AKF10+ Basic RS485 Modbus 300.06	747776	TP2	92,50	
AKF10+ Basic RS485 Modbus 450.06	748056	TP2	93,80	

Duct/immersion sensor -50..+160 °C RS485 BACnet (MS/TP)				
Item description	USEapp	Item No.	Group	€
AKF10+ RS485 BACnet 050.06	✓	699174	TP2	124,90
AKF10+ RS485 BACnet 100.06	✓	699181	TP2	125,90
AKF10+ RS485 BACnet 150.06	✓	683838	TP2	127,10
AKF10+ RS485 BACnet 200.06	✓	699198	TP2	127,50
AKF10+ RS485 BACnet 250.06	✓	699204	TP2	129,00
AKF10+ RS485 BACnet 300.06	✓	699211	TP2	130,00
AKF10+ RS485 BACnet 450.06	✓	699228	TP2	131,40

Duct/immersion sensor -50..+160 °C RS485 BACnet (MS/TP) LCD				
Item description	USEapp	Item No.	Group	€
AKF10+ LCD RS485 BACnet 050.06	✓	699235	TP2	170,00
AKF10+ LCD RS485 BACnet 100.06	✓	699242	TP2	171,00
AKF10+ LCD RS485 BACnet 150.06	✓	682848	TP2	172,20
AKF10+ LCD RS485 BACnet 200.06	✓	699259	TP2	172,60
AKF10+ LCD RS485 BACnet 250.06	✓	699266	TP2	174,10
AKF10+ LCD RS485 BACnet 300.06	✓	699273	TP2	175,10
AKF10+ LCD RS485 BACnet 450.06	✓	699280	TP2	176,50

Duct/immersion sensor -50..+160 °C RS485 Modbus				
Item description	USEapp	Item No.	Group	€
AKF10+ RS485 Modbus 050.06	✓	621823	TP2	124,90
AKF10+ RS485 Modbus 100.06	✓	621830	TP2	125,90
AKF10+ RS485 Modbus 150.06	✓	621847	TP2	127,10
AKF10+ RS485 Modbus 200.06	✓	621854	TP2	127,50
AKF10+ RS485 Modbus 250.06	✓	621861	TP2	129,00
AKF10+ RS485 Modbus 300.06	✓	621878	TP2	130,00
AKF10+ RS485 Modbus 450.06	✓	621885	TP2	131,40

<b>Duct/immersion sensor -50..+160 °C RS485 Modbus LCD</b>				
Item description	USEapp	Item No.	Group	€
AKF10+ LCD RS485 Modbus 050.06	✓	663618	TP2	170,00
AKF10+ LCD RS485 Modbus 100.06	✓	663625	TP2	171,00
AKF10+ LCD RS485 Modbus 150.06	✓	663632	TP2	172,20
AKF10+ LCD RS485 Modbus 200.06	✓	663649	TP2	172,60
AKF10+ LCD RS485 Modbus 250.06	✓	663656	TP2	174,10
AKF10+ LCD RS485 Modbus 300.06	✓	663663	TP2	175,10
AKF10+ LCD RS485 Modbus 450.06	✓	663670	TP2	176,50

<b>Options</b>	
Description	€
Temperature -80..+260 °C (T260)	12,90

## **Accessories – passive / TRV / TRA**

<b>Accessories</b>			
Item description	Item No.	Group	€
Mounting clip enclosure USE-S pure white	667739	AS1	5,50
Mounting base enclosure USE-S pure white	667722	AS1	6,50
Mounting kit AKF10+ for enclosure USE-S	748551	AS1	8,05

## **Accessories – Relay / LCD / BUS**

<b>Accessories</b>			
Item description	Item No.	Group	€
Mounting base enclosure USE-M pure white	668354	AS1	9,35
Mounting kit universal for enclosure USE	698511	AS1	10,40
BLE dongle with micro-USB for devices USE-M / USE-L / NOVOS / thanos EVO	668262	NET	31,30
USB interface for devices USE-M / USE-L / NOVOS / thanos EVO / SR06 LCD	597838	AS1	38,50
Cable entry M20 USE white, sealing insert Flextherm Ø=4,5..9 mm (4 pcs)	752626	AS1	12,00
Sealing insert M20 USE white, Flextherm Ø=4,5..9 mm (10 pcs)	752206	AS1	12,00
Sealing insert M20 USE white, 2x Ø=7 mm (10 pcs)	641333	AS1	12,00
Cable entry M25 USE white, sealing insert 4x Ø=7 mm (4 pcs)	641364	AS1	12,00



## Accessories

Accessories			
Item description	Item No.	Group	€
Mounting flange MF6DS flexible (suitable for Ø=6 mm)	669016	AS2	7,55
Mounting flange MF6 brass (suitable for Ø=6 mm)	3407	AS1	7,55
Syringe thermal contact fluid	102308	AS1	1,75
Mounting bracket with cable gland for duct sensors Ø=6 mm	670593	AS1	14,40
Compression fittings KL6VA for Ø=6 mm with cutting ring, stainless steel	103213	AS1	15,20

Thermowells brass for sensors with pocket Ø=6 mm						
Item description	Length	Inst. length	Item No.	On stock	Group	€
MS-thermowell 50 mm type THMSDS50	50 mm	36 mm	610995	●	AS2	9,60
MS-thermowell 100 mm type THMSDS100	100 mm	86 mm	611008	●	AS2	10,90
MS-thermowell 150 mm type THMSDS150	150 mm	136 mm	611015	●	AS2	11,50
MS-thermowell 200 mm type THMSDS200	200 mm	186 mm	611022	●	AS2	12,00
MS-thermowell 250 mm type THMSDS250	250 mm	236 mm	611985	●	AS2	13,70
MS-thermowell 300 mm type THMSDS300	300 mm	286 mm	611039	●	AS2	14,20
MS-thermowell 450 mm type THMSDS450	450 mm	436 mm	611046	●	AS2	14,50

Thermowells stainless steel for sensors with pocket Ø=6 mm						
Item description	Length	Inst. length	Item No.	On stock	Group	€
VA-thermowell 50 mm type THVADS50	50 mm	36 mm	611152	●	AS2	22,50
VA-thermowell 100 mm type THVADS100	100 mm	86 mm	611817	●	AS2	24,70
VA-thermowell 150 mm type THVADS150	150 mm	136 mm	611824	●	AS2	26,70
VA-thermowell 200 mm type THVADS200	200 mm	186 mm	611848	●	AS2	28,00
VA-thermowell 250 mm type THVADS250	250 mm	236 mm	611862	●	AS2	34,70
VA-thermowell 300 mm type THVADS300	300 mm	286 mm	611879	●	AS2	36,40
VA-thermowell 450 mm type THVADS450	450 mm	436 mm	611893	●	AS2	37,60
Pressure screw with sealing PTFE (without silicone) for thermowell pocket THVADS			666473	●	AS2	21,60

## FTK+

Duct sensor for measuring relative and absolute humidity, enthalpy, dew point and temperature in gaseous media of heating, ventilation and air-conditioning systems as well as clean rooms. The optional features, such as relay outputs for 2-point controllers or 2-stage 2-point controllers and color-changing LCD allow for a wide range of applications. The accuracy of the humidity sensor is 2%. A hinged cover and tool-free wiring as well as removable cable entries ensure a quick and easy installation.



FTK+



FTK+ relay / BUS



FTK+ LCD

0..10 V / 4..20 mA   

Technical Data	
Measured values	temperature, relative humidity, absolute humidity, enthalpy, dew point
Configuration	USEapp, uConfig, BUS, jumper, DIP switches (depending on type)
Network technology	RS485 Modbus, RS485 BACnet (MS/TP), LON FT (free topology)
Output signal temperature	scaling analogue output: -20..+80 °C (default setting) selectable from 4 temperature ranges -40..+60   0..+50   -20..+80   -15..+35 °C adjustable at the transducer, optionally configurable
Measuring range humidity	0..100% rH non-condensing, 0..85 KJ/kg enthalpy, 0..50   0..80 g/m <sup>3</sup> absolute humidity, 0..+50   -20..+80 °C dew point, optionally configurable
Power supply	<b>VV/Basic:</b> 15..24 V = (±10%) SELV, 24 V ~ (±10%) SELV <b>AA:</b> 15..24 V = (±10%) SELV <b>Relay/LCD/BUS:</b> 15..35 V = SELV, 19..29 V ~ SELV
Power consumption	<b>VV:</b> typ. 0,4 W (24 V =), 0,8 VA (24 V ~) <b>AA:</b> max. 1 W (24 V =) <b>Basic:</b> max. 0,7 W (24 V =), 1,8 VA (24 V ~) <b>Relay/LCD/BUS:</b> max. 2,5 W (24 V =), 4,3 VA (24 V ~)
Material in touch with media	Pipe, PA6, with filter stainless steel wire mesh, black, Ø=19,5 mm
Installation length	140 mm, 270 mm, 400 mm
Display	LCD 29x35 mm, RGB backlight, with traffic light function, threshold values configurable, optionally configurable via app or uConfig
Enclosure	<b>VV/AA/Basic:</b> USE-S, impact- and shock-resistant enclosure with quick-release cover, PC, <b>Relay/LCD/BUS:</b> USE-M, impact- and shock-resistant enclosure with quick-release cover, PC

Technical Data	
Colour	pure white, LCD: transparent cover
Operating range temperature	-20..+70 °C
Protection (IP)	IP65, according to EN 60529
Connection	removable plug-in terminal, max. 2,5 mm <sup>2</sup> BUS max. 1,5 mm <sup>2</sup> , relay max. 1,5 mm <sup>2</sup> <b>VV/AA/Basic:</b> removable cable entry flextherm M20 for wire Ø=4,5..9 mm, <b>Relay/LCD/BUS:</b> removable cable entry M25 with fourfold cable entry for wire with max. Ø=7 mm
Delivery content	incl. mounting flange incl. mounting set (screws and accessories)
Notes	air speed max. 12 m/s

## FTK+ VV / AA

Duct sensor humidity + temperature active 0..10 (0..5) V				
Item description	Item No.	On stock	Group	€
FTK+ 140 VV	626347	⊕	HU2	187,50
FTK+ 270 VV	626354	⊕	HU2	195,90
FTK+ 400 VV	626361		HU2	204,20

Duct sensor humidity + temperature active 4..20 mA			
Item description	Item No.	Group	€
FTK+ 140 AA	626378	HU2	206,20
FTK+ 270 AA	626385	HU2	214,60
FTK+ 400 AA	626392	HU2	222,90

Options	
Description	€
Add for additional passive temperature sensor	15,90

## FTK+ Relay / LCD

Duct sensor humidity + temperature active 0..10 (0..5) V + relay				
Item description	USEapp	Item No.	Group	€
FTK+ 140 VV Relais	✓	663151	HU1	234,70
FTK+ 270 VV Relais	✓	663168	HU1	243,10
FTK+ 400 VV Relais	✓	663175	HU1	251,40

<b>Duct sensor humidity + temperature active 0..10 (0..5) V LCD</b>				
Item description	USEapp	Item No.	Group	€
FTK+ 140 LCD VV	✓	663083	HU1	265,10
FTK+ 270 LCD VV	✓	663090	HU1	273,50
FTK+ 400 LCD VV	✓	663113	HU1	281,80

<b>Duct sensor humidity + temperature active 4..20 mA LCD</b>				
Item description	USEapp	Item No.	Group	€
FTK+ 140 LCD AA	✓	663120	HU1	283,80
FTK+ 270 LCD AA	✓	663137	HU1	292,20
FTK+ 400 LCD AA	✓	663144	HU1	300,50

<b>Duct sensor humidity + temperature active 0..10 (0..5) V + relay LCD</b>				
Item description	USEapp	Item No.	Group	€
FTK+ 140 LCD VV Relais	✓	663205	HU1	279,80
FTK+ 270 LCD VV Relais	✓	663229	HU1	288,20
FTK+ 400 LCD VV Relais	✓	663236	HU1	296,50

<b>Options</b>	
Description	€
Add for additional passive temperature sensor	15,90

## **FTK+ BUS**

<b>Duct sensor humidity + temperature Basic RS485 Modbus</b>				
Item description		Item No.	Group	€
FTK+ 140 Basic RS485 Modbus		747738	HU1	187,50
FTK+ 270 Basic RS485 Modbus		747745	HU1	195,90
FTK+ 400 Basic RS485 Modbus		756037	HU1	204,20

<b>Duct sensor humidity + temperature RS485 BACnet (MS/TP)</b>				
Item description	USEapp	Item No.	Group	€
FTK+ 140 RS485 BACnet (MS/TP)	✓	700122	HU1	237,80
FTK+ 270 RS485 BACnet (MS/TP)	✓	700139	HU1	246,20
FTK+ 400 RS485 BACnet (MS/TP)	✓	700146	HU1	254,50
FTK+ 140 LCD RS485 BACnet (MS/TP)	✓	700153	HU1	282,90
FTK+ 270 LCD RS485 BACnet (MS/TP)	✓	692878	HU1	291,30
FTK+ 400 LCD RS485 BACnet (MS/TP)	✓	700177	HU1	299,60

Duct sensor humidity + temperature RS485 Modbus				
Item description	USEapp	Item No.	Group	€
FTK+ 140 RS485 Modbus	✓	659093	HU1	237,80
FTK+ 270 RS485 Modbus	✓	659109	HU1	246,20
FTK+ 400 RS485 Modbus	✓	659116	HU1	254,50
FTK+ 140 LCD RS485 Modbus	✓	663243	HU1	282,90
FTK+ 270 LCD RS485 Modbus	✓	663250	HU1	291,30
FTK+ 400 LCD RS485 Modbus	✓	663267	HU1	299,60

Options	
Description	€
Add to price of RS485 Modbus for LON FT	84,80

## Accessories – Relay / LCD / BUS

Accessories			
Item description	Item No.	Group	€
BLE dongle with micro-USB for devices USE-M / USE-L / NOVOS / thanos EVO	668262	NET	31,30
USB interface for devices USE-M / USE-L / NOVOS / thanos EVO / SR06 LCD	597838	AS1	38,50

## Accessories

Accessories			
Item description	Item No.	Group	€
Filter stainless steel, wire mesh FTK+ / FTA54+ / FTP+ (spare part)	231169	AS1	11,60
Mounting flange MF20	612562	AS1	14,00
Weather protection for FTK+, WSA (replacement)	625241	AS1	80,20

## LK+

The maintenance-free and multi-functional duct air quality sensor measures CO<sub>2</sub>, mixed gas (VOC), temperature and humidity (relative, absolute, enthalpy, dew point). Optional features, such as a relay output for a 2-point controller or a 2-stage 2-point controller, LCD and traffic light function allow for a wide range of applications. A hinged cover and tool-free wiring as well as removable cable entries ensure a quick and easy installation.



LK+



LK+ LCD

0..10 V / 4..20 mA   

### Technical Data

<b>Measured values</b>	temperature, relative humidity, absolute humidity, enthalpy, dew point, CO <sub>2</sub> , VOC
<b>Configuration</b>	USEapp, uConfig, BUS, jumper, DIP switches (depending on type) <b>CO<sub>2</sub>+VOC</b> : each output can be set to get a variable mix of CO <sub>2</sub> and VOC by configuration via app or uConfig
<b>Network technology</b>	RS485 Modbus, RS485 BACnet (MS/TP), LON FT (free topology)
<b>Output signal temperature</b>	scaling analogue output: 0..+50 °C (default setting) selectable from 4 temperature ranges -40..+60   0..+50   -20..+80   -15..+35 °C, optionally configurable
<b>Measuring range humidity</b>	0..100% rH non-condensing, 0..85 KJ/kg enthalpy, 0..50   0..80 g/m <sup>3</sup> absolute humidity, 0..+50   -20..+80 °C dew point, optionally configurable
<b>Measuring range CO<sub>2</sub></b>	0..2000 ppm, 0..5000 ppm, optionally configurable
<b>Measuring VOC (mixed gas)</b>	heated metal oxide semiconductor
<b>Power supply</b>	15..35 V = SELV, 19..29 V ~ SELV
<b>Power consumption</b>	max. 2,5 W (24 V =), 4,3 VA (24 V ~)
<b>Material in touch with media</b>	with filter stainless steel wire mesh, <b>types V</b> : without filter Pipe: Ø=19,5 mm, black
<b>Installation length</b>	180 mm <b>models without temperature</b> : 150 mm <b>types 100</b> : 100 <b>models 100 without temperature</b> : 70

Technical Data	
Display	LCD 29x35 mm, RGB backlight, with traffic light function, threshold values configurable, optionally configurable via app or uConfig
Enclosure	USE-M, impact- and shock-resistant enclosure with quick-release cover, PC
Operating range temperature	0..+50 °C
Protection (IP)	IP65, according to EN 60529
Connection	removable plug-in terminal, max. 2,5 mm <sup>2</sup> BUS max. 1,5 mm <sup>2</sup> , relay max. 1,5 mm <sup>2</sup> <b>VV/AA:</b> removable cable entry flextherm M20 for wire Ø=4,5..9 mm, <b>Relay/BUS:</b> removable cable entry M25 with fourfold cable entry for wire with max. Ø=7 mm
Delivery content	incl. mounting flange incl. mounting set (screws and accessories)
Notes	mixed gas sensors detect gases and vapours which can be oxidised (burnt): Body odours, tobacco smoke, exhalations emitted by materials (furniture, carpets, paint, glue ...) air speed 0,3..12 m/s

## LK+ CO2 – active / Relay / LCD

Duct sensor CO2 active					
Item description	Item No.	On stock	Group	€	
LK+ CO2 V	662253	⊖	AQ2	248,70	

Duct sensor CO2 + temperature active					
Item description	USEapp	Item No.	On stock	Group	€
LK+ CO2 temp VV		662260	⊖	AQ2	294,90
LK+ CO2 temp AA	✓	662277		AQ2	313,60
LK+ CO2 temp VV relay	✓	662307		AQ1	342,10
LK+ CO2 LCD temp VV	✓	662284		AQ1	340,00
LK+ CO2 LCD temp AA	✓	662291		AQ1	358,70
LK+ CO2 LCD temp VV relay	✓	662314		AQ1	387,20

Duct sensor CO2 + temperature + humidity active					
Item description	USEapp	Item No.	Group	€	
LK+ CO2 temp_rH 3xV	✓	662321	AQ2	336,80	
LK+ CO2 LCD temp_rH 3xV	✓	662338	AQ1	381,90	

Options	
Description	€
Add for additional passive temperature sensor	15,90

## LK+ CO2 – BUS

Duct sensor CO2 + temperature BUS				
Item description	USEapp	Item No.	Group	€
LK+ CO2 temp RS485 BACnet (MS/TP)	✓	700405	AQ1	345,20
LK+ CO2 LCD temp RS485 BACnet (MS/TP)	✓	700436	AQ1	390,30
LK+ CO2 temp RS485 Modbus	✓	662345	AQ1	345,20
LK+ CO2 LCD temp RS485 Modbus	✓	662352	AQ1	390,30

Duct sensor CO2 + temperature + humidity BUS				
Item description	USEapp	Item No.	Group	€
LK+ CO2 temp_rH RS485 BACnet (MS/TP)	✓	700467	AQ1	387,10
LK+ CO2 LCD temp_rH RS485 BACnet (MS/TP)	✓	700504	AQ1	432,20
LK+ CO2 temp_rH RS485 Modbus	✓	662376	AQ1	387,10
LK+ CO2 LCD temp_rH RS485 Modbus	✓	662383	AQ1	432,20

Options	
Description	€
Add to price of RS485 Modbus for LON FT	84,80

Accessories			
Item description	Item No.	Group	€
Mounting flange MF20	612562	AS1	14,00
Mounting kit universal for enclosure USE	698511	AS1	10,40
BLE dongle with micro-USB for devices USE-M / USE-L / NOVOS / thanos EVO	668262	NET	31,30
USB interface for devices USE-M / USE-L / NOVOS / thanos EVO / SR06 LCD	597838	AS1	38,50



## LK+ CO2 100 – active / Relay / LCD

Duct sensor CO2 active			
Item description	Item No.	Group	€
LK+ CO2 100 V	670418	AQ2	248,70

Duct sensor CO2 + temperature active				
Item description	USEapp	Item No.	Group	€
LK+ CO2 100 temp VV		670432	AQ2	294,90
LK+ CO2 100 temp AA	✓	670449	AQ2	313,60
LK+ CO2 100 temp VV relay	✓	670456	AQ1	342,10
LK+ CO2 100 LCD temp VV	✓	670463	AQ1	340,00
LK+ CO2 100 LCD temp AA	✓	670470	AQ1	358,70
LK+ CO2 100 LCD temp VV relay	✓	670487	AQ1	387,20

Duct sensor CO2 + temperature + humidity active				
Item description	USEapp	Item No.	Group	€
LK+ CO2 100 temp_rH 3xV	✓	670494	AQ2	336,80
LK+ CO2 100 LCD temp_rH 3xV	✓	670500	AQ1	381,90

Options	
Description	€
Add for additional passive temperature sensor	15,90

## LK+ CO2 100 – BUS

Duct sensor CO2 + temperature BUS				
Item description	USEapp	Item No.	Group	€
LK+ CO2 100 temp RS485 BACnet (MS/TP)	✓	704120	AQ1	345,20
LK+ CO2 100 LCD temp RS485 BACnet (MS/TP)	✓	704137	AQ1	390,30
LK+ CO2 100 temp RS485 Modbus	✓	670555	AQ1	345,20
LK+ CO2 100 LCD temp RS485 Modbus	✓	670562	AQ1	390,30

<b>Duct sensor CO2 + temperature + humidity BUS</b>				
Item description	USEapp	Item No.	Group	€
LK+ CO2 100 temp_rH RS485 BACnet (MS/TP)	✓	704144	AQ1	387,10
LK+ CO2 100 LCD temp_rH RS485 BACnet (MS/TP)	✓	704151	AQ1	432,20
LK+ CO2 100 temp_rH RS485 Modbus	✓	670579	AQ1	387,10
LK+ CO2 100 LCD temp_rH RS485 Modbus	✓	670586	AQ1	432,20

<b>Options</b>	
Description	€
Add to price of RS485 Modbus for LON FT	84,80

<b>Accessories</b>			
Item description	Item No.	Group	€
Mounting flange MF20	612562	AS1	14,00
Mounting kit universal for enclosure USE	698511	AS1	10,40
BLE dongle with micro-USB for devices USE-M / USE-L / NOVOS / thanos EVO	668262	NET	31,30
USB interface for devices USE-M / USE-L / NOVOS / thanos EVO / SR06 LCD	597838	AS1	38,50

## **LK+ VOC – active / Relay / LCD**

<b>Duct sensor VOC active</b>			
Item description	Item No.	Group	€
LK+ VOC V	662413	AQ2	227,00

<b>Duct sensor VOC + temperature active</b>			
Item description	Item No.	Group	€
LK+ VOC temp VV	662437	AQ2	273,20
LK+ VOC temp AA	✓ 662444	AQ2	291,90
LK+ VOC temp VV relay	✓ 662475	AQ1	320,40
LK+ VOC LCD temp VV	✓ 662468	AQ1	318,30
LK+ VOC LCD temp AA	✓ 662482	AQ1	337,00
LK+ VOC LCD temp VV relay	✓ 662499	AQ1	365,50

**Duct sensor VOC + temperature + humidity active**

Item description	USEapp	Item No.	Group	€
LK+ VOC temp_rH 3xV	✓	662505	AQ2	315,10
LK+ VOC LCD temp_rH 3xV	✓	662529	AQ1	360,20

**Options**

Description	€
Add for additional passive temperature sensor	15,90

## LK+ VOC – BUS

**Duct sensor VOC + temperature BUS**

Item description	USEapp	Item No.	Group	€
LK+ VOC temp RS485 BACnet (MS/TP)	✓	700412	AQ1	323,50
LK+ VOC LCD temp RS485 BACnet (MS/TP)	✓	700443	AQ1	368,60
LK+ VOC temp RS485 Modbus	✓	662536	AQ1	323,50
LK+ VOC LCD temp RS485 Modbus	✓	662550	AQ1	368,60

**Duct sensor VOC + temperature + humidity BUS**

Item description	USEapp	Item No.	Group	€
LK+ VOC temp_rH RS485 BACnet (MS/TP)	✓	700481	AQ1	365,40
LK+ VOC LCD temp_rH RS485 BACnet (MS/TP)	✓	700511	AQ1	410,50
LK+ VOC temp_rH RS485 Modbus	✓	662574	AQ1	365,40
LK+ VOC LCD temp_rH RS485 Modbus	✓	662581	AQ1	410,50

**Options**

Description	€
Add to price of RS485 Modbus for LON FT	84,80

**Accessories**

Item description	Item No.	Group	€
Mounting flange MF20	612562	AS1	14,00
Mounting kit universal for enclosure USE	698511	AS1	10,40
BLE dongle with micro-USB for devices USE-M / USE-L / NOVOS / thanos EVO	668262	NET	31,30
USB interface for devices USE-M / USE-L / NOVOS / thanos EVO / SR06 LCD	597838	AS1	38,50

## LK+ CO2+VOC – active / Relay / LCD

Duct sensor CO2 + VOC or mix active				
Item description	USEapp	Item No.	Group	€
LK+ CO2+VOC VV		662024	AQ2	368,70
LK+ CO2+VOC AA	✓	662031	AQ2	387,40
LK+ CO2+VOC VV relay	✓	662062	AQ1	415,90
LK+ CO2+VOC LCD VV	✓	662079	AQ1	413,80
LK+ CO2+VOC LCD AA	✓	662086	AQ1	432,50
LK+ CO2+VOC LCD VV relay	✓	662093	AQ1	461,00

Options	
Description	€
Add for additional passive temperature sensor	15,90

Duct sensor CO2 + VOC or mix + temperature active				
Item description	USEapp	Item No.	Group	€
LK+ CO2+VOC temp 3xV	✓	662130	AQ2	414,90
LK+ CO2+VOC LCD temp 3xV	✓	662147	AQ1	460,00

Duct sensor CO2 + VOC or mix + temperature + humidity active				
Item description	USEapp	Item No.	Group	€
LK+ CO2+VOC temp_rH 4xV	✓	662154	AQ2	456,80
LK+ CO2+VOC LCD temp_rH 4xV	✓	662161	AQ1	501,90

## LK+ CO2+VOC – BUS

Duct sensor CO2 + VOC or mix BUS				
Item description	USEapp	Item No.	Group	€
LK+ CO2+VOC RS485 BACnet (MS/TP)	✓	700368	AQ1	419,00
LK+ CO2+VOC LCD RS485 BACnet (MS/TP)	✓	700382	AQ1	464,10
LK+ CO2+VOC RS485 Modbus	✓	662109	AQ1	419,00
LK+ CO2+VOC LCD RS485 Modbus	✓	662116	AQ1	464,10

Duct sensor CO2 + VOC or mix + temperature BUS				
Item description	USEapp	Item No.	Group	€
LK+ CO2+VOC temp RS485 BACnet (MS/TP)	✓	700429	AQ1	465,20
LK+ CO2+VOC LCD temp RS485 BACnet (MS/TP)	✓	700450	AQ1	510,30
LK+ CO2+VOC temp RS485 Modbus	✓	662178	AQ1	465,20
LK+ CO2+VOC LCD temp RS485 Modbus	✓	662185	AQ1	510,30

Duct sensor CO2 + VOC or mix + temperature + humidity BUS				
Item description	USEapp	Item No.	Group	€
LK+ CO2+VOC temp_rH RS485 BACnet (MS/TP)	✓	682862	AQ1	507,10
LK+ CO2+VOC LCD temp_rH RS485 BACnet (MS/TP)	✓	700528	AQ1	552,20
LK+ CO2+VOC temp_rH RS485 Modbus	✓	662192	AQ1	507,10
LK+ CO2+VOC LCD temp_rH RS485 Modbus	✓	662208	AQ1	552,20

Options	
Description	€
Add to price of RS485 Modbus for LON FT	84,80

Accessories			
Item description	Item No.	Group	€
Mounting flange MF20	612562	AS1	14,00
Mounting kit universal for enclosure USE	698511	AS1	10,40
BLE dongle with micro-USB for devices USE-M / USE-L / NOVOS / thanos EVO	668262	NET	31,30
USB interface for devices USE-M / USE-L / NOVOS / thanos EVO / SR06 LCD	597838	AS1	38,50



## FSK01

Hygrostat for ON/OFF control of ventilation and air conditioning, humidification and dehumidification equipment. Designed for applications, where humidity has to be closely controlled or monitored, e.g. in office spaces, data centers, food stores, cooling rooms for fruits and vegetables, greenhouses, the textile industry, paper and printing industries, the film industry, hospitals and similar applications.

Technical Data	
Measured values	relative humidity
Operating functions	threshold adjustment
Operating elements	rotary button
Measuring range humidity	30..100% rH non-condensing
Material in touch with media	Pipe, Ø=16 mm, stainless steel, length 220 mm
Installation length	220 mm
Enclosure	ABS
Operating range temperature	0..+60 °C
Protection (IP)	IP54, IP64, according to EN 60529
Connection	cable entry M20 for wire Ø=8 mm, terminal block, max. 1,5 mm <sup>2</sup>
Notes	air speed max. 8 m/s with stainless steel filter, wire mesh (see accessories) max. 15 m/s with filter PTFE (see accessories) >15 m/s

Duct hygostat			
Item description	Item No.	Group	€
FSK01	427593	HU1	258,30
FSK01 internal adjuster	708517	HU1	258,30

Accessories			
Item description	Item No.	Group	€
Mounting flange MF19	527705	AS1	14,00
Wall mounting for duct hygostat	429030	AS1	44,70
Filter stainless steel, wire mesh FSK01 (spare part)	429047	AS1	29,40



## AVT

Air velocity transmitter with 3 field-selectable measuring ranges for measuring and monitoring air velocities in ventilation systems in order to control regulation flaps or damper actuators. An integrated LCD and relay contacts for limiting the air volume are available as options.

### Technical Data

<b>Measured values</b>	temperature, Air velocity
<b>Configuration</b>	jumper
<b>Output signal temperature</b>	0..+50 °C
<b>Measuring range velocity</b>	0..2, 0..10, 0..20 m/s, optionally configurable
<b>Power supply</b>	15..24 V = (±10%) SELV, 24 V ~ (±10%) SELV
<b>Power consumption</b>	<b>AVT/AVT LCD:</b> max. 2 W <b>AVT LCD Relay:</b> max. 2,4 W
<b>Material in touch with media</b>	Sensor probe, Ø=10 mm, stainless steel V2A (1.4305), length 210 mm
<b>Installation length</b>	195 mm
<b>Display</b>	LCD 3.5", 45.7x12.7 mm to show measured value
<b>Enclosure</b>	ABS, cover PC
<b>Colour</b>	light grey
<b>Operating range temperature</b>	0..+50 °C
<b>Protection (IP)</b>	IP54, according to EN 60529
<b>Connection</b>	terminal block, max. 1,5 mm <sup>2</sup> cable entry M16 for wire Ø=8 mm <b>Relay:</b> 2x cable entry M16 for wire Ø=8 mm
<b>Delivery content</b>	incl. mounting flange
<b>Notes</b>	adjustable immersion length using mounting flange 50..180 mm adjustable switching threshold and hysteresis

### Air velocity and temperature transmitter

Item description	Item No.	Group	€
AVT	430005	PR1	172,50
AVT LCD	430036	PR1	221,30
AVT LCD relay	430067	PR1	244,50

## MWF+

Duct sensor for measuring the average temperature in air ducts. The sensor measures the mean temperature value throughout the entire length. A spring at the connection head reduces vibrations. Mounting angles are included in the delivery content. Models with a relay output for a 2-point controller or a 2-stage 2-point controller and color-changing LCD allow for a wide range of applications. A hinged cover and tool-free wiring as well as removable cable entries ensure a quick and easy installation.



MWF+ passive / active



MWF+ passive (NTCxx)



MWF+ relay / BUS



MWF+ LCD

passive / 0..10 V / 4..20 mA   

### Technical Data

<b>Measured values</b>	temperature
<b>Configuration</b>	USEapp, uConfig, BUS, jumper, DIP switches (depending on type)
<b>Network technology</b>	RS485 Modbus, RS485 BACnet (MS/TP), LON FT (free topology)
<b>Output signal temperature</b>	scaling analogue output: -20..+80 °C (default setting) selectable from 4 temperature ranges -50..+50   -20..+80   -15..+35   -10..+120   0..+50   0..+100   0..+160   0..+250 °C adjustable at the transducer, optionally configurable via app or uConfig
<b>Power supply</b>	<b>TRV:</b> 15..24 V = (±10%) SELV, 24 V ~ (±10%) SELV <b>TRA:</b> 15..24 V = (±10%) SELV <b>Relay/LCD/BUS:</b> 15..35 V = SELV, 19..29 V ~ SELV
<b>Power consumption</b>	<b>TRV:</b> typ. 0,4 W (24 V =), 0,8 VA (24 V ~) <b>TRA:</b> typ. 0,5 W (24 V =) <b>Relay/LCD/BUS:</b> max. 2,5 W (24 V =), 4,3 VA (24 V ~)
<b>Installation length</b>	3000 mm, 6000 mm
<b>Display</b>	LCD 29x35 mm, RGB backlight, with traffic light function, threshold values configurable, optionally configurable via app or uConfig
<b>Enclosure</b>	<b>passive/TRV/TRA:</b> USE-S, impact- and shock-resistant enclosure with quick-release cover, PC <b>Relay/LCD/BUS:</b> USE-M, impact- and shock-resistant enclosure with quick-release cover, PC
<b>Colour</b>	pure white, <b>LCD:</b> transparent cover
<b>Operating range temperature</b>	-50..+80 °C
<b>Protection (IP)</b>	IP65, according to EN 60529



## Technical Data

### Connection

removable plug-in terminal, max. 2,5 mm<sup>2</sup>

BUS max. 1,5 mm<sup>2</sup>, relay max. 1,5 mm<sup>2</sup>

**passive/TRV/TRA:**

removable cable entry flextherm M20 for wire Ø=4,5..9 mm

**Relay/LCD/BUS:**

removable cable entry M25 with fourfold cable entry for wire with max. Ø=7 mm

### Delivery content

incl. mounting flange

incl. mounting set (screws and accessories)

incl. installation set

Duct averaging sensor -50..+80 °C		TP1
Item description	Item No.	€
MWF+ PT1000 L3000	620413	96,40
MWF+ PT1000 L6000	620420	107,40
MWF+ Ni1000 L3000	620437	96,40
MWF+ Ni1000 L6000	620444	107,40
MWF+ Ni1000TK5000 L3000	675888	96,40
MWF+ Ni1000TK5000 L6000	674324	107,40
MWF+ Ni891 L3000	699297	136,40
MWF+ Ni891 L6000	699303	175,00

Duct averaging sensor 0..+50 °C		TP1
Item description	Item No.	€
MWF+ NTC10k L3000	670128	133,00
MWF+ NTC10k L6000	670135	151,10
MWF+ NTC10k Precon L3000	670142	133,00
MWF+ NTC10k Precon L6000	670159	151,10
MWF+ NTC20k L3000	670166	133,00
MWF+ NTC20k L6000	670173	151,10

## Duct averaging sensor temperature active 0..10 (0..5) V | 4..20 mA

Item description	Item No.	Group	€
MWF+ TRV MultiRange L3000	620475	TP1	160,40
MWF+ TRV MultiRange L6000	620482	TP1	170,20
MWF+ TRA MultiRange L3000	620499	TP1	160,40
MWF+ TRA MultiRange L6000	620505	TP1	170,20

## Accessories

Item description	Item No.	Group	€
Mounting base enclosure USE-S pure white	667722	AS1	6,50
Mounting kit universal for enclosure USE	698511	AS1	10,40
Installation set TFR / MWF+	679466	AS1	10,00

<b>Duct averaging sensor temperature active 0..10 (0..5) V + relay</b>				
Item description	USEapp	Item No.	Group	€
MWF+ TRV MultiRange relay L3000	✓	662758	TP1	207,60
MWF+ TRV MultiRange relay L6000	✓	662765	TP1	217,40

<b>Duct averaging sensor temperature active 0..10 (0..5) V   4..20 mA</b>				
Item description	USEapp	Item No.	Group	€
MWF+ LCD TRV MultiRange L3000	✓	662772	TP1	205,50
MWF+ LCD TRV MultiRange L6000	✓	662789	TP1	215,30
MWF+ LCD TRA MultiRange L3000	✓	662796	TP1	205,50
MWF+ LCD TRA MultiRange L6000	✓	662802	TP1	215,30

<b>Duct averaging sensor temperature active 0..10 (0..5) V + relay</b>				
Item description	USEapp	Item No.	Group	€
MWF+ LCD TRV MultiRange relay L3000	✓	662819	TP1	252,70
MWF+ LCD TRV MultiRange relay L6000	✓	662826	TP1	262,50

<b>Duct averaging sensor temperature RS485 BACnet (MS/TP)</b>				
Item description	USEapp	Item No.	Group	€
MWF+ RS485 BACnet (MS/TP) L3000	✓	699310	TP1	210,70
MWF+ RS485 BACnet (MS/TP) L6000	✓	699327	TP1	220,50
MWF+ LCD RS485 BACnet (MS/TP) L3000	✓	699334	TP1	255,80
MWF+ LCD RS485 BACnet (MS/TP) L6000	✓	699341	TP1	265,60

<b>Duct averaging sensor temperature RS485 Modbus</b>				
Item description	USEapp	Item No.	Group	€
MWF+ RS485 Modbus L3000	✓	662833	TP1	210,70
MWF+ RS485 Modbus L6000	✓	662840	TP1	220,50
MWF+ LCD RS485 Modbus L3000	✓	662857	TP1	255,80
MWF+ LCD RS485 Modbus L6000	✓	662864	TP1	265,60

<b>Accessories</b>				
Item description		Item No.	Group	€
Mounting base enclosure USE-M pure white		668354	AS1	9,35
Mounting kit universal for enclosure USE		698511	AS1	10,40
BLE dongle with micro-USB for devices USE-M / USE-L / NOVOS / thanos EVO		668262	NET	31,30
USB interface for devices USE-M / USE-L / NOVOS / thanos EVO / SR06 LCD		597838	AS1	38,50
Installation set TFR / MWF+		679466	AS1	10,00

## MWF400+

Duct sensor for measuring the average temperature in air ducts. The sensor measures the mean temperature value throughout the entire length. A spring at the connection head reduces vibrations. Mounting angles are included in the delivery content. Models with a relay output for a 2-point controller or a 2-stage 2-point controller and color-changing LCD allow for a wide range of applications. A hinged cover and tool-free wiring as well as removable cable entries ensure a quick and easy installation.



MWF400+



MWF400+ relay / BUS

passive / 0..10 V / 4..20 mA   

### Technical Data

Measured values	temperature
Configuration	USEapp, uConfig, BUS, jumper, DIP switches (depending on type)
Network technology	RS485 Modbus, RS485 BACnet (MS/TP), LON FT (free topology)
Output signal temperature	scaling analogue output: -20..+80 °C (default setting) selectable from 4 temperature ranges -50..+50   -20..+80   -15..+35   -10..+120   0..+50   0..+100   0..+160   0..+250 °C adjustable at the transducer, optionally configurable
Power supply	<b>TRV:</b> 15..24 V = (±10%) SELV, 24 V ~ (±10%) SELV <b>TRA:</b> 15..24 V = (±10%) SELV <b>Relay/LCD/BUS:</b> 15..35 V = SELV, 19..29 V ~ SELV
Power consumption	<b>TRV:</b> typ. 0,4 W (24 V =), 0,8 VA (24 V ~) <b>TRA:</b> max. 0,5 W (24 V =) <b>Relay/LCD/BUS:</b> max. 2,5 W (24 V =), 4,3 VA (24 V ~)
Material in touch with media	Sensor rod, copper, bendable, Ø=4 mm Sensor neck, stainless steel V4A (1.4571), Ø=6 mm
Installation length	400 mm
Display	LCD 29x35 mm, RGB backlight, with traffic light function, threshold values configurable, optionally configurable via app or uConfig
Enclosure	<b>passive/TRV/TRA:</b> USE-S, impact- and shock-resistant enclosure with quick-release cover, PC <b>Relay/LCD/BUS:</b> USE-M, impact- and shock-resistant enclosure with quick-release cover, PC

Technical Data	
Colour	pure white, <b>LCD</b> : transparent cover
Operating range temperature	-30..+80 °C
Operating range temperature enclosure	-20..+70
Protection (IP)	IP65, according to EN 60529
Connection	removable plug-in terminal, max. 2,5 mm <sup>2</sup> BUS max. 1,5 mm <sup>2</sup> , relay max. 1,5 mm <sup>2</sup> <b>passive/TRV/TRA:</b> removable cable entry flextherm M20 for wire Ø=4,5..9 mm <b>Relay/LCD/BUS:</b> removable cable entry M25 with fourfold cable entry for wire with max. Ø=7 mm
Delivery content	incl. mounting flange MF6DS flexible incl. mounting clip enclosure USE-S pure white incl. fixing kit rawlplugs and screws (2x each)

Duct averaging sensor -30..+80 °C passive			
Item description	Item No.	Group	€
MWF400+ PT100	654166	TP1	82,10
MWF400+ PT1000	660518	TP1	82,10
MWF400+ Ni1000	641395	TP1	82,10
MWF400+ Ni1000TK5000	641425	TP1	82,10
MWF400+ Ni891	699358	TP1	82,10
MWF400+ NTC10k	641449	TP1	80,00
MWF400+ NTC20k	670319	TP1	80,00
MWF400+ NTC1,8k	670333	TP1	80,00

Duct averaging sensor -30..+80 °C active			
Item description	Item No.	Group	€
MWF400+ TRV MultiRange	642088	TP1	144,10
MWF400+ TRA MultiRange	642095	TP1	144,10

Accessories			
Item description	Item No.	Group	€
Mounting clip enclosure USE-S pure white	667739	AS1	5,50
Mounting base enclosure USE-S pure white	667722	AS1	6,50
Mounting flange MF6DS flexible (suitable for Ø=6 mm)	669016	AS2	7,55
Mounting flange MF7 brass (suitable for MWF+ and Ø=7 mm)	102360	AS1	7,55
Mounting kit universal for enclosure USE	698511	AS1	10,40

**Duct averaging sensor -30..+80 °C active 0..10 (0..5) V + relay**

Item description	USEapp	Item No.	Group	€
MWF400+ TRV MultiRange Relais	✓	662871	TP1	191,30

**Duct averaging sensor -30..+80 °C active LCD**

Item description	USEapp	Item No.	Group	€
MWF400+ LCD TRV MultiRange	✓	662925	TP1	189,20
MWF400+ LCD TRA MultiRange	✓	662956	TP1	189,20

**Duct averaging sensor -30..+80 °C 0..10 (0..5) V + relay**

Item description	USEapp	Item No.	Group	€
MWF400+ LCD TRV MultiRange Relais	✓	662963	TP1	236,40

**Duct averaging sensor -30..+80 °C BUS**

Item description	USEapp	Item No.	Group	€
MWF400+ RS485 BACnet (MS/TP)	✓	699365	TP1	239,10
MWF400+ LCD RS485 BACnet (MS/TP)	✓	699372	TP1	284,20
MWF400+ RS485 Modbus	✓	662970	TP1	239,10
MWF400+ LCD RS485 Modbus	✓	662987	TP1	284,20

**Options**

Description	€
Add to price of RS485 Modbus for LON FT	84,80

**Accessories**

Item description	Item No.	Group	€
Mounting base enclosure USE-M pure white	668354	AS1	9,35
Mounting flange MF6DS flexible (suitable for Ø=6 mm)	669016	AS2	7,55
Mounting flange MF7 brass (suitable for MWF+ and Ø=7 mm)	102360	AS1	7,55
Mounting kit universal for enclosure USE	698511	AS1	10,40
BLE dongle with micro-USB for devices USE-M / USE-L / NOVOS / thanos EVO	668262	NET	31,30
USB interface for devices USE-M / USE-L / NOVOS / thanos EVO / SR06 LCD	597838	AS1	38,50

## **SFK02+**

Immersion sensor for temperature measurement of gases and liquids in HVAC applications. The sensor can be optionally screwed directly into a bonded pocket (see accessories). Types SFKH02+ with a 70 mm neck pipe are designed for applications with insulation materials. The measuring insert can be exchanged without disassembling the entire sensor. Models with a relay output for a 2-point controller or a 2-stage 2-point controller and color-changing LCD allow for a wide range of applications. A hinged cover and tool-free wiring as well as removable cable entries ensure a quick and easy installation.



SFK02+



SFKH02+



SFK02+ relay / BUS



SFK02+ LCD



SFKH02+ relay / BUS

passive / 0..10 V / 4..20 mA   LON

Technical Data	
Measured values	temperature
Configuration	USEapp, uConfig, BUS, jumper, DIP switches (depending on type)
Network technology	RS485 Modbus, RS485 BACnet (MS/TP), LON FT (free topology)
Output signal temperature	scaling analogue output: <b>TRV/TRA:</b> 0..+160 °C (default setting), <b>Relay/LCD/BUS:</b> -20..+80 °C (default setting) selectable from 4 temperature ranges -50..+50   -20..+80   -15..+35   -10..+120   0..+50   0..+100   0..+160   0..+250 °C adjustable at the transducer, optionally configurable
Power supply	<b>TRV/Basic:</b> 15..24 V = (±10%) SELV, 24 V ~ (±10%) SELV <b>TRA:</b> 15..24 V = (±10%) SELV <b>Relay/LCD/BUS:</b> 15..35 V = SELV, 19..29 V ~ SELV
Power consumption	<b>TRV:</b> typ. 0,4 W (24 V =), 0,8 VA (24 V ~) <b>TRA:</b> max. 0,5 W (24 V =) <b>Basic:</b> typ. 0,7 W (24 V =), 1,8 VA (24 V ~) <b>Relay/LCD/BUS:</b> max. 2,5 W (24 V =), 4,3 VA (24 V ~)
Material in touch with media	suitable for usage in aggressive media Sensor probe: Ø=8 mm, stainless steel V4A (1.4571), G1/2" Neck pipe (optionally): stainless steel V2A (1.4305), Ø=12 mm, length 70 mm
Installation length	50 mm, 100 mm, 150 mm, 200 mm, 250 mm, 450 mm
Display	LCD 29x35 mm, RGB backlight, with traffic light function, threshold values configurable, optionally configurable via app or uConfig
Enclosure	<b>passive/TRV/TRA/Basic:</b> USE-S, impact- and shock-resistant enclosure with quick-release cover, PC <b>Relay/LCD/BUS:</b> USE-M, impact- and shock-resistant enclosure with quick-release cover, PC
Colour	pure white, <b>LCD:</b> transparent cover
Operating range temperature	-80..+260 °C
Protection (IP)	IP65, according to EN 60529
Connection	removable plug-in terminal, max. 2,5 mm <sup>2</sup> BUS max. 1,5 mm <sup>2</sup> , relay max. 1,5 mm <sup>2</sup> <b>passive/TRV/TRA/Basic:</b> removable cable entry flextherm M20 for wire Ø=4,5..9 mm <b>Relay/LCD/BUS:</b> removable cable entry M25 with fourfold cable entry for wire with max. Ø=7 mm
Delivery content	incl. mounting set (screws and accessories)

Immersion sensor -50..+150 °C – NTC10k			TP2
Item description	Item No.	€	
SFK02+ NTC10k 050.08	622004	47,10	
SFK02+ NTC10k 100.08	622011	48,10	
SFK02+ NTC10k 150.08	622028	50,00	
SFK02+ NTC10k 200.08	622035	52,30	
SFK02+ NTC10k 250.08	622042	54,10	
SFK02+ NTC10k 450.08	622059	57,00	

Immersion sensor -50..+160 °C – PT100 DIN cl. B			TP2
Item description	Item No.	€	
SFK02+ PT100 050.08	622295	48,60	
SFK02+ PT100 100.08	622301	49,60	
SFK02+ PT100 150.08	622318	51,50	
SFK02+ PT100 200.08	622325	53,80	
SFK02+ PT100 250.08	622332	55,60	
SFK02+ PT100 450.08	622349	58,50	

Immersion sensor -50..+160 °C – PT100 1/3 DIN			TP2
Item description	Item No.	€	
SFK02+ PT100 1/3 DIN 050.08	622356	53,10	
SFK02+ PT100 1/3 DIN 100.08	622363	54,10	
SFK02+ PT100 1/3 DIN 150.08	622370	56,00	
SFK02+ PT100 1/3 DIN 200.08	622387	58,30	
SFK02+ PT100 1/3 DIN 250.08	622394	60,10	
SFK02+ PT100 1/3 DIN 450.08	622400	63,00	

Immersion sensor -50..+160 °C – PT1000 DIN cl. B			TP2
Item description	Item No.	€	
SFK02+ PT1000 050.08	622417	51,10	
SFK02+ PT1000 100.08	622424	52,10	
SFK02+ PT1000 150.08	622431	54,00	
SFK02+ PT1000 200.08	622448	56,30	
SFK02+ PT1000 250.08	622455	58,10	
SFK02+ PT1000 450.08	622462	61,00	

Immersion sensor -50..+160 °C – PT1000 1/3 DIN			TP2
Item description	Item No.	€	
SFK02+ PT1000 1/3 DIN 050.08	621946	55,00	
SFK02+ PT1000 1/3 DIN 100.08	621953	56,00	
SFK02+ PT1000 1/3 DIN 150.08	621960	57,90	
SFK02+ PT1000 1/3 DIN 200.08	621977	60,20	
SFK02+ PT1000 1/3 DIN 250.08	621984	62,00	
SFK02+ PT1000 1/3 DIN 450.08	621991	64,90	

Immersion sensor -50..+160 °C – Ni1000 DIN cl. B			TP2
Item description	Item No.	€	
SFK02+ Ni1000 050.08	622080	50,80	
SFK02+ Ni1000 100.08	622097	51,80	
SFK02+ Ni1000 150.08	622103	53,70	
SFK02+ Ni1000 200.08	622110	56,00	
SFK02+ Ni1000 250.08	622127	57,80	
SFK02+ Ni1000 450.08	622141	60,70	

Immersion sensor -50..+160 °C – Ni1000TK5000			TP2
Item description	Item No.	€	
SFK02+ Ni1000TK5000 050.08	622158	55,00	
SFK02+ Ni1000TK5000 100.08	622165	56,00	
SFK02+ Ni1000TK5000 150.08	622189	57,90	
SFK02+ Ni1000TK5000 200.08	622196	60,20	
SFK02+ Ni1000TK5000 250.08	622202	62,00	
SFK02+ Ni1000TK5000 450.08	622219	64,90	



Options	
Description	€
3-wire connection (3-wire)	2,40
4-wire connection (4-wire)	6,50
Temperature -80..+260 °C (T260)	12,90
Neck pipe 70.12 (for applications with insulation materials)	24,20
Add to price of NTC10k for sensor NTC10k Precon   NTC10k Carel   NTC1,8k   NTC5k   NTC20k	0,00
Add to price of NTC10k for sensor LM235Z	2,00
Price reduction to NTC10k for sensor KTY81-110   KTY81-121   KTY81-122   KTY81-210	-2,60

Immersion sensor -50..+160 °C active 0..10 (0..5) V			
Item description	Item No.	Group	€
SFK02+ TRV MultiRange 050.08	622592	TP2	100,50
SFK02+ TRV MultiRange 100.08	622608	TP2	101,30
SFK02+ TRV MultiRange 150.08	622615	TP2	102,70
SFK02+ TRV MultiRange 200.08	622622	TP2	104,70
SFK02+ TRV MultiRange 250.08	622639	TP2	106,00
SFK02+ TRV MultiRange 450.08	622646	TP2	108,30

Immersion sensor -50..+160 °C active 4..20 mA			
Item description	Item No.	Group	€
SFK02+ TRA MultiRange 050.08	622653	TP2	100,50
SFK02+ TRA MultiRange 100.08	622660	TP2	101,30
SFK02+ TRA MultiRange 150.08	622677	TP2	102,70
SFK02+ TRA MultiRange 200.08	622684	TP2	104,70
SFK02+ TRA MultiRange 250.08	622691	TP2	106,00
SFK02+ TRA MultiRange 450.08	622707	TP2	108,30

Immersion sensor -50..+160 °C active 0..10 (0..5) V + relay				
Item description	USEapp	Item No.	Group	€
SFK02+ TRV MultiRange 050.08 relay	✓	665568	TP2	147,70
SFK02+ TRV MultiRange 100.08 relay	✓	665575	TP2	148,50
SFK02+ TRV MultiRange 150.08 relay	✓	665582	TP2	149,90
SFK02+ TRV MultiRange 200.08 relay	✓	665599	TP2	151,90
SFK02+ TRV MultiRange 250.08 relay	✓	665605	TP2	153,20
SFK02+ TRV MultiRange 450.08 relay	✓	665612	TP2	155,50

Immersion sensor -50..+160 °C active 0..10 (0..5) V LCD				
Item description	USEapp	Item No.	Group	€
SFK02+ LCD TRV MultiRange 050.08	✓	665476	TP2	145,60
SFK02+ LCD TRV MultiRange 100.08	✓	665483	TP2	146,40
SFK02+ LCD TRV MultiRange 150.08	✓	665490	TP2	147,80
SFK02+ LCD TRV MultiRange 200.08	✓	665506	TP2	149,80
SFK02+ LCD TRV MultiRange 250.08	✓	665513	TP2	151,10
SFK02+ LCD TRV MultiRange 450.08	✓	665520	TP2	153,40

Immersion sensor -50..+160 °C active 4..20 mA LCD				
Item description	USEapp	Item No.	Group	€
SFK02+ LCD TRA MultiRange 050.08	✓	665681	TP2	145,60
SFK02+ LCD TRA MultiRange 100.08	✓	665698	TP2	146,40
SFK02+ LCD TRA MultiRange 150.08	✓	665704	TP2	147,80
SFK02+ LCD TRA MultiRange 200.08	✓	665711	TP2	149,80
SFK02+ LCD TRA MultiRange 250.08	✓	665728	TP2	151,10
SFK02+ LCD TRA MultiRange 450.08	✓	665735	TP2	153,40

Immersion sensor -50..+160 °C active 0..10 (0..5) V + relay LCD				
Item description	USEapp	Item No.	Group	€
SFK02+ LCD TRV MultiRange 050.08 relay	✓	665629	TP2	192,80
SFK02+ LCD TRV MultiRange 100.08 relay	✓	665636	TP2	193,60
SFK02+ LCD TRV MultiRange 150.08 relay	✓	665643	TP2	195,00
SFK02+ LCD TRV MultiRange 200.08 relay	✓	665650	TP2	197,00
SFK02+ LCD TRV MultiRange 250.08 relay	✓	665667	TP2	198,30
SFK02+ LCD TRV MultiRange 450.08 relay	✓	665674	TP2	200,60

Options	
Description	€
Temperature -80..+260 °C (T260)	12,90
Neck pipe 70.12 (for applications with insulation materials)	24,20

## Immersion sensor -50..+160 °C RS485 BACnet (MS/TP)

Item description	USEapp	Item No.	Group	€
SFK02+ RS485 BACnet (MS/TP) 050.08	✓	699389	TP2	138,90
SFK02+ RS485 BACnet (MS/TP) 100.08	✓	699396	TP2	139,60
SFK02+ RS485 BACnet (MS/TP) 150.08	✓	699402	TP2	141,20
SFK02+ RS485 BACnet (MS/TP) 200.08	✓	699419	TP2	143,10
SFK02+ RS485 BACnet (MS/TP) 250.08	✓	699426	TP2	144,30
SFK02+ RS485 BACnet (MS/TP) 450.08	✓	699433	TP2	146,70

## Immersion sensor -50..+160 °C RS485 BACnet (MS/TP) LCD

Item description	USEapp	Item No.	Group	€
SFK02+ LCD RS485 BACnet (MS/TP) 050.08	✓	699440	TP2	184,00
SFK02+ LCD RS485 BACnet (MS/TP) 100.08	✓	699457	TP2	184,70
SFK02+ LCD RS485 BACnet (MS/TP) 150.08	✓	699464	TP2	186,30
SFK02+ LCD RS485 BACnet (MS/TP) 200.08	✓	699471	TP2	188,20
SFK02+ LCD RS485 BACnet (MS/TP) 250.08	✓	699488	TP2	189,40
SFK02+ LCD RS485 BACnet (MS/TP) 450.08	✓	699495	TP2	191,80

## Immersion sensor -50..+160 °C RS485 Modbus

Item description	USEapp	Item No.	Group	€
SFK02+ RS485 Modbus 050.08	✓	665742	TP2	138,90
SFK02+ RS485 Modbus 100.08	✓	665759	TP2	139,60
SFK02+ RS485 Modbus 150.08	✓	665766	TP2	141,20
SFK02+ RS485 Modbus 200.08	✓	665773	TP2	143,10
SFK02+ RS485 Modbus 250.08	✓	665780	TP2	144,30
SFK02+ RS485 Modbus 450.08	✓	665797	TP2	146,70

## Immersion sensor -50..+160 °C RS485 Modbus LCD

Item description	USEapp	Item No.	Group	€
SFK02+ LCD RS485 Modbus 050.08	✓	665803	TP2	184,00
SFK02+ LCD RS485 Modbus 100.08	✓	665810	TP2	184,70
SFK02+ LCD RS485 Modbus 150.08	✓	665827	TP2	186,30
SFK02+ LCD RS485 Modbus 200.08	✓	665834	TP2	188,20
SFK02+ LCD RS485 Modbus 250.08	✓	665841	TP2	189,40
SFK02+ LCD RS485 Modbus 450.08	✓	665858	TP2	191,80

<b>Immersion sensor -50..+160 °C Basic RS485 Modbus</b>				
Item description	USEapp	Item No.	Group	€
SFK02+ Basic RS485 Modbus 050.08	✓	755986	TP2	100,50
SFK02+ Basic RS485 Modbus 100.08	✓	747837	TP2	101,30
SFK02+ Basic RS485 Modbus 150.08	✓	755993	TP2	102,70
SFK02+ Basic RS485 Modbus 200.08	✓	756006	TP2	104,70
SFK02+ Basic RS485 Modbus 250.08	✓	756013	TP2	106,00
SFK02+ Basic RS485 Modbus 450.08	✓	756020	TP2	108,30

<b>Options</b>	
Description	€
Temperature -80..+260 °C (T260)	12,90
Neck pipe 70.12 (for applications with insulation materials)	24,20

<b>Accessories</b>				
Item description	Item No.	Group	€	
BLE dongle with micro-USB for devices USE-M / USE-L / NOVOS / thanos EVO	668262	NET	31,30	
USB interface for devices USE-M / USE-L / NOVOS / thanos EVO / SR06 LCD	597838	AS1	38,50	
Cable entry M20 USE white, sealing insert Flextherm Ø=4,5..9 mm (4 pcs)	752626	AS1	12,00	
Sealing insert M20 USE white, Flextherm Ø=4,5..9 mm (10 pcs)	752206	AS1	12,00	
Sealing insert M20 USE white, 2x Ø=7 mm (10 pcs)	641333	AS1	12,00	
Cable entry M25 USE white, sealing insert 4x Ø=7 mm (4 pcs)	641364	AS1	12,00	

<b>Bonded pockets</b>						
Item description	Length	Inst. length	Item No.	On stock	Group	€
Bonded pocket St52-3 Typ ESH110	60 mm	50 mm	103459	⊕	AS1	58,60
Bonded pocket St52-3 Typ ESH160	110 mm	100 mm	103466	⊕	AS1	67,10
Bonded pocket St52-3 Typ ESH210	160 mm	150 mm	103473	⊕	AS1	75,50
Bonded pocket St52-3 Typ ESH260	210 mm	200 mm	173247	⊕	AS1	83,00

## SFK02+ FR

Immersion sensor with  $\varnothing=4$  mm pocket for a fast response and integrated thermowell for temperature measurement of gases and liquids in HVAC applications. Bonded pockets are available as well (see „Accessories“). Models with a relay output for a 2-point controller or a 2-stage 2-point controller and color-changing LCD allow for a wide range of applications. A hinged cover and tool-free wiring as well as removable cable entries ensure a quick and easy installation.



SFK02+ FR



SFK02+ FR relay / BUS



SFK02+ FR LCD

passive / 0..10 V / 4..20 mA   

### Technical Data

<b>Measured values</b>	temperature
<b>Configuration</b>	USEapp, uConfig, BUS, jumper, DIP switches (depending on type)
<b>Network technology</b>	RS485 Modbus, RS485 BACnet (MS/TP), LON FT (free topology)
<b>Output signal temperature</b>	scaling analogue output: <b>TRV/TRA:</b> 0..+160 °C (default setting) <b>Relay/LCD/BUS:</b> -20..+80 °C (default setting) selectable from 4 temperature ranges -50..+50   -20..+80   -15..+35   -10..+120   0..+50   0..+100   0..+160   0..+250 °C adjustable at the transducer, optionally configurable
<b>Power supply</b>	<b>TRV:</b> 15..24 V = ( $\pm 10\%$ ) SELV, 24 V ~ ( $\pm 10\%$ ) SELV <b>TRA:</b> 15..24 V = ( $\pm 10\%$ ) SELV <b>Relay/LCD/BUS:</b> 15..35 V = SELV, 19..29 V ~ SELV
<b>Power consumption</b>	<b>TRV:</b> typ. 0,4 W (24 V =), 0,8 VA (24 V ~) <b>TRA:</b> max. 0,5 W (24 V =) <b>Relay/LCD/BUS:</b> max. 2,5 W (24 V =), 4,3 VA (24 V ~)
<b>Material in touch with media</b>	Sensor probe 50 mm: $\varnothing=4$ mm Sensor probe 100/200 mm: $\varnothing=6$ mm, end of sensor $\varnothing=4$ mm, stainless steel V4A (1.4571), G1/2" suitable for usage in aggressive media
<b>Installation length</b>	50 mm, 100 mm, 200 mm
<b>Display</b>	LCD 29x35 mm, RGB backlight, with traffic light function, threshold values configurable, optionally configurable via app or uConfig
<b>Enclosure</b>	<b>passive/TRV/TRA:</b> USE-S, impact- and shock-resistant enclosure with quick-release cover, PC <b>Relay/LCD/BUS:</b> USE-M, impact- and shock-resistant enclosure with quick-release cover, PC

Technical Data	
<b>Colour</b>	pure white, <b>LCD</b> : transparent cover
<b>Protection (IP)</b>	IP65, according to EN 60529
<b>Connection</b>	removable plug-in terminal, max. 2,5 mm <sup>2</sup> BUS max. 1,5 mm <sup>2</sup> , relay max. 1,5 mm <sup>2</sup> <b>passive/TRV/TRA:</b> removable cable entry flextherm M20 for wire Ø=4,5..9 mm <b>Relay/LCD/BUS:</b> removable cable entry M25 with fourfold cable entry for wire with max. Ø=7 mm
<b>Delivery content</b>	incl. mounting set (screws and accessories)

Immersion sensor -50..+150 °C – NTC10k			TP2
Item description	Item No.	€	
SFK02+ FR NTC10k 050.04	655545	50,70	
SFK02+ FR NTC10k 100.06/04	640725	51,60	
SFK02+ FR NTC10k 200.06/04	640763	56,00	

Immersion sensor -50..+160 °C – PT100 DIN cl. B			TP2
Item description	Item No.	€	
SFK02+ FR PT100 050.04	665926	52,20	
SFK02+ FR PT100 100.06/04	665933	53,10	
SFK02+ FR PT100 200.06/04	665940	57,50	

Immersion sensor -50..+160 °C – PT100 1/3 DIN			TP2
Item description	Item No.	€	
SFK02+ FR PT100 1/3 DIN 050.04	665957	56,70	
SFK02+ FR PT100 1/3 DIN 100.06/04	665964	57,60	
SFK02+ FR PT100 1/3 DIN 200.06/04	665971	62,00	

Immersion sensor -50..+160 °C – PT1000 DIN cl. B			TP2
Item description	Item No.	€	
SFK02+ FR PT1000 050.04	655583	54,70	
SFK02+ FR PT1000 100.06/04	638807	55,60	
SFK02+ FR PT1000 200.06/04	640749	60,00	

Immersion sensor -50..+160 °C – PT1000 1/3 DIN			TP2
Item description	Item No.	€	
SFK02+ FR PT1000 1/3 DIN 050.04	665988	58,60	
SFK02+ FR PT1000 1/3 DIN 100.06/04	665995	59,50	
SFK02+ FR PT1000 1/3 DIN 200.06/04	666008	63,90	

Immersion sensor -50..+160 °C – Ni1000 DIN cl. B			TP2
Item description	Item No.	€	
SFK02+ FR Ni1000 050.04	666015	54,40	
SFK02+ FR Ni1000 100.06/04	657280	55,30	
SFK02+ FR Ni1000 200.06/04	666022	59,70	

Immersion sensor -50..+160 °C – Ni1000TK5000			TP2
Item description	Item No.	€	
SFK02+ FR Ni1000TK5000 050.04	655590	58,60	
SFK02+ FR Ni1000TK5000 100.06/04	640732	59,50	
SFK02+ FR Ni1000TK5000 200.06/04	640770	63,90	

Options	
Description	€
Add to price of NTC10k for sensor NTC10k Precon   NTC10k Carel   NTC1,8k   NTC5k   NTC20k	0,00
Add to price of NTC10k for sensor LM235Z	2,00

Immersion sensor -50..+160 °C active 0..10 (0..5) V			
Item description	Item No.	Group	€
SFK02+ FR TRV MultiRange 050.04	655620	TP2	104,10
SFK02+ FR TRV MultiRange 100.06/04	645881	TP2	104,70
SFK02+ FR TRV MultiRange 200.06/04	655637	TP2	108,30

Immersion sensor -50..+160 °C active 4..20 mA			
Item description	Item No.	Group	€
SFK02+ FR TRA MultiRange 050.04	655606	TP2	104,10
SFK02+ FR TRA MultiRange 100.06/04	645867	TP2	104,70
SFK02+ FR TRA MultiRange 200.06/04	655613	TP2	108,30

Immersion sensor -50..+160 °C active 0..10 (0..5) V + relay				
Item description	USEapp	Item No.	Group	€
SFK02+ FR TRV MultiRange 050.04 relay	✓	666169	TP2	151,30
SFK02+ FR TRV MultiRange 100.06/04 relay	✓	666176	TP2	151,90
SFK02+ FR TRV MultiRange 200.06/04 relay	✓	666183	TP2	155,50

Immersion sensor -50..+160 °C active 0..10 (0..5) V LCD				
Item description	USEapp	Item No.	Group	€
SFK02+ FR LCD TRV MultiRange 050.04	✓	666091	TP2	149,20
SFK02+ FR LCD TRV MultiRange 100.06/04	✓	666107	TP2	149,80
SFK02+ FR LCD TRV MultiRange 200.06/04	✓	666114	TP2	153,40

Immersion sensor -50..+160 °C active 4..20 mA LCD				
Item description	USEapp	Item No.	Group	€
SFK02+ FR LCD TRA MultiRange 050.04	✓	666121	TP2	149,20
SFK02+ FR LCD TRA MultiRange 100.06/04	✓	666138	TP2	149,80
SFK02+ FR LCD TRA MultiRange 200.06/04	✓	666145	TP2	153,40

Immersion sensor -50..+160 °C active 0..10 (0..5) V + relay LCD				
Item description	USEapp	Item No.	Group	€
SFK02+ FR LCD TRV MultiRange 050.04 relay	✓	666190	TP2	196,40
SFK02+ FR LCD TRV MultiRange 100.06/04 relay	✓	666206	TP2	197,00
SFK02+ FR LCD TRV MultiRange 200.06/04 relay	✓	666213	TP2	200,60

Immersion sensor -50..+160 °C RS485 BACnet (MS/TP)				
Item description	USEapp	Item No.	Group	€
SFK02+ FR RS485 BACnet (MS/TP) 050.04	✓	699501	TP2	154,40
SFK02+ FR RS485 BACnet (MS/TP) 100.06/04	✓	699518	TP2	155,00
SFK02+ FR RS485 BACnet (MS/TP) 200.06/04	✓	699525	TP2	158,60

Immersion sensor -50..+160 °C RS485 BACnet (MS/TP) LCD				
Item description	USEapp	Item No.	Group	€
SFK02+ FR LCD RS485 BACnet (MS/TP) 050.04	✓	699532	TP2	199,50
SFK02+ FR LCD RS485 BACnet (MS/TP) 100.06/04	✓	699549	TP2	200,10
SFK02+ FR LCD RS485 BACnet (MS/TP) 200.06/04	✓	699556	TP2	203,70

Immersion sensor -50..+160 °C RS485 Modbus				
Item description	USEapp	Item No.	Group	€
SFK02+ FR RS485 Modbus 050.04	✓	666220	TP2	154,40
SFK02+ FR RS485 Modbus 100.06/04	✓	666237	TP2	155,00
SFK02+ FR RS485 Modbus 200.06/04	✓	666244	TP2	158,60

Immersion sensor -50..+160 °C RS485 Modbus LCD				
Item description	USEapp	Item No.	Group	€
SFK02+ FR LCD RS485 Modbus 050.04	✓	666251	TP2	199,50
SFK02+ FR LCD RS485 Modbus 100.06/04	✓	666268	TP2	200,10
SFK02+ FR LCD RS485 Modbus 200.06/04	✓	666275	TP2	203,70

Options	
Description	€
Add to price of RS485 Modbus for LON FT	84,80

Accessories			
Item description	Item No.	Group	€
BLE dongle with micro-USB for devices USE-M / USE-L / NOVOS / thanos EVO	668262	NET	31,30
USB interface for devices USE-M / USE-L / NOVOS / thanos EVO / SR06 LCD	597838	AS1	38,50
Cable entry M20 USE white, sealing insert Flextherm Ø=4,5..9 mm (4 pcs)	752626	AS1	12,00
Sealing insert M20 USE white, Flextherm Ø=4,5..9 mm (10 pcs)	752206	AS1	12,00
Sealing insert M20 USE white, 2x Ø=7 mm (10 pcs)	641333	AS1	12,00
Cable entry M25 USE white, sealing insert 4x Ø=7 mm (4 pcs)	641364	AS1	12,00





## SFK01

Immersion sensor with an integrated thermowell for temperature measurement of liquids in HVAC applications (e.g. water lines or water tanks). The type SFKH01 with a 70 mm neck pipe is designed for applications using insulation materials. Bonded pockets are available as well (see „Accessories“).

### Technical Data

<b>Measured values</b>	temperature
<b>Material in touch with media</b>	suitable for usage in aggressive media Sensor probe: Ø=8 mm, stainless steel V4A (1.4571), SW24, G1/2" Neck pipe (optionally): stainless steel V2A (1.4305), Ø=12 mm, length 70 mm
<b>Installation length</b>	50 mm, 100 mm, 150 mm, 200 mm, 250 mm, 450 mm
<b>Enclosure</b>	shape J, aluminium
<b>Operating range temperature</b>	-80..+260 °C
<b>Protection (IP)</b>	IP65, according to EN 60529
<b>Connection</b>	cable entry M16 for wire Ø=8 mm terminal block, max. 1,5 mm <sup>2</sup>

Immersion sensor -50..+150 °C – NTC10k		TP1
Item description	Item No.	€
SFK01 NTC10k 050.08	45421	52,40
SFK01 NTC10k 100.08	45438	53,70
SFK01 NTC10k 150.08	45445	55,40
SFK01 NTC10k 200.08	45452	57,60
SFK01 NTC10k 250.08	45469	58,10
SFK01 NTC10k 450.08	45476	61,50

Immersion sensor -50..+160 °C – PT100 DIN cl. B		TP1
Item description	Item No.	€
SFK01 PT100 050.08	37662	53,90
SFK01 PT100 100.08	27717	55,20
SFK01 PT100 150.08	27724	56,90
SFK01 PT100 200.08	27731	59,10
SFK01 PT100 250.08	27748	59,60
SFK01 PT100 450.08	27755	63,00

Immersion sensor -50..+160 °C – PT100 1/3 DIN		TP1
Item description	Item No.	€
SFK01 PT100 1/3 DIN 050.08	27762	58,40
SFK01 PT100 1/3 DIN 100.08	27779	59,70
SFK01 PT100 1/3 DIN 150.08	27786	61,40
SFK01 PT100 1/3 DIN 200.08	27793	63,60
SFK01 PT100 1/3 DIN 250.08	27809	64,10
SFK01 PT100 1/3 DIN 450.08	27816	67,50

Immersion sensor -50..+160 °C – PT1000 DIN cl. B		TP1
Item description	Item No.	€
SFK01 PT1000 050.08	27823	56,40
SFK01 PT1000 100.08	27830	57,70
SFK01 PT1000 150.08	27847	59,40
SFK01 PT1000 200.08	27854	61,60
SFK01 PT1000 250.08	27861	62,10
SFK01 PT1000 450.08	27878	65,50

Immersion sensor -50..+160 °C – PT1000 1/3 DIN <i>TP1</i>		
Item description	Item No.	€
SFK01 PT1000 1/3 DIN 050.08	27885	60,30
SFK01 PT1000 1/3 DIN 100.08	27892	61,60
SFK01 PT1000 1/3 DIN 150.08	36740	63,30
SFK01 PT1000 1/3 DIN 200.08	36757	65,50
SFK01 PT1000 1/3 DIN 250.08	36764	66,00
SFK01 PT1000 1/3 DIN 450.08	36771	69,40

Immersion sensor -50..+160 °C – Ni1000 DIN cl. B <i>TP1</i>		
Item description	Item No.	€
SFK01 Ni1000 050.08	36788	56,10
SFK01 Ni1000 100.08	36795	57,40
SFK01 Ni1000 150.08	36801	59,10
SFK01 Ni1000 200.08	36818	61,30
SFK01 Ni1000 250.08	36825	61,80
SFK01 Ni1000 450.08	45292	65,20

Immersion sensor -50..+160 °C – Ni1000TK5000 <i>TP1</i>		
Item description	Item No.	€
SFK01 Ni1000TK5000 050.08	45308	60,30
SFK01 Ni1000TK5000 100.08	45315	61,60
SFK01 Ni1000TK5000 150.08	45322	63,30
SFK01 Ni1000TK5000 200.08	45339	65,50
SFK01 Ni1000TK5000 250.08	45346	66,00
SFK01 Ni1000TK5000 450.08	45353	69,40

Options	
Description	€
3-wire connection (3-wire)	2,40
4-wire connection (4-wire)	6,50
Temperature -80..+260 °C (T260)	12,90
Neck pipe 70.12 (for applications with insulation materials)	24,20
Add to price of NTC10k for sensor NTC10k Precon   NTC10k Carel   NTC1,8k   NTC5k   NTC20k	0,00
Add to price of NTC10k for sensor PT100 1/3 DIN	6,00
Add to price of NTC10k for sensor LM235Z	2,00
Add to price of NTC10k for sensor DS18B20 1-wire	1,50

Bonded pockets						
Item description	Length	Inst. length	Item No.	On stock	Group	€
Bonded pocket St52-3 Typ ESH110	60 mm	50 mm	103459	☹	AS1	58,60
Bonded pocket St52-3 Typ ESH160	110 mm	100 mm	103466	☹	AS1	67,10
Bonded pocket St52-3 Typ ESH210	160 mm	150 mm	103473	☹	AS1	75,50
Bonded pocket St52-3 Typ ESH260	210 mm	200 mm	173247	☹	AS1	83,00



## SFK03

Immersion sensor in the enclosure form B with an integrated thermowell for temperature measurement of liquids in HVAC applications (e.g. water lines or water tanks). Designed for connection to superior control systems. The type SFKH03 with a 70 mm neck pipe is designed for applications using insulation materials.

passive / 0..10 V / 4..20 mA

Technical Data	
Measured values	temperature
Output signal temperature	scaling analogue output: <b>TRV1/TRA1:</b> 0..+50 °C <b>TRV2/TRA2:</b> -50..+50 °C <b>TRV3/TRA3:</b> -10..+120 °C <b>TRV4/TRA4:</b> 0..+160 °C <b>TRV5/TRA5:</b> 0..+300 °C
Power supply	<b>TRV:</b> 15..24 V = (±10%) SELV, 15..26 V ~ SELV <b>TRA:</b> 15..35 V = SELV,
Power consumption	<b>TRV:</b> typ. 1 W (24 V =), 1,4 VA (24 V ~) <b>TRA:</b> typ. 0,5 W (24 V =)
Material in touch with media	suitable for usage in aggressive media Sensor probe: Ø=8 mm, stainless steel V4A (1.4571), SW24, G1/2" Neck pipe (optionally): stainless steel V2A (1.4305), Ø=15 mm, length 70 mm
Installation length	100 mm, 150 mm, 200 mm, 250 mm
Enclosure	shape B, aluminium
Operating range temperature	-80..+260 °C
Protection (IP)	IP66, according to EN 60529
Connection	cable entry M20 for wire Ø=7 mm terminal block, max. 1,5 mm <sup>2</sup>

Immersion sensor -50..+150 °C – NTC10k			TP1
Item description	Item No.	€	
SFK03 NTC10k 100.08	71345	62,40	
SFK03 NTC10k 150.08	71352	64,80	
SFK03 NTC10k 200.08	71369	67,10	
SFK03 NTC10k 250.08	71376	70,50	

Immersion sensor -50..+160 °C – PT100 DIN cl. B			TP1
Item description	Item No.	€	
SFK03 PT100 100.08	64309	63,90	
SFK03 PT100 150.08	71079	66,30	
SFK03 PT100 200.08	71086	68,60	
SFK03 PT100 250.08	71093	72,00	

Immersion sensor -50..+160 °C – PT100 1/3 DIN			TP1
Item description	Item No.	€	
SFK03 PT100 1/3 DIN 100.08	71109	68,40	
SFK03 PT100 1/3 DIN 150.08	71116	70,80	
SFK03 PT100 1/3 DIN 200.08	71123	73,10	
SFK03 PT100 1/3 DIN 250.08	71130	76,50	

Immersion sensor -50..+160 °C – PT1000 DIN cl. B			TP1
Item description	Item No.	€	
SFK03 PT1000 100.08	71147	66,40	
SFK03 PT1000 150.08	71154	68,80	
SFK03 PT1000 200.08	71161	71,10	
SFK03 PT1000 250.08	71178	74,50	

Immersion sensor -50..+160 °C – PT1000 1/3 DIN <i>TP1</i>		
Item description	Item No.	€
SFK03 PT1000 1/3 DIN 100.08	71185	70,30
SFK03 PT1000 1/3 DIN 150.08	71192	72,70
SFK03 PT1000 1/3 DIN 200.08	71208	75,00
SFK03 PT1000 1/3 DIN 250.08	71215	78,40

Immersion sensor -50..+160 °C – Ni1000 DIN cl. B <i>TP1</i>		
Item description	Item No.	€
SFK03 Ni1000 100.08	71222	66,10
SFK03 Ni1000 150.08	71239	68,50
SFK03 Ni1000 200.08	71246	70,80
SFK03 Ni1000 250.08	71253	74,20

Immersion sensor -50..+160 °C – Ni1000TK5000 <i>TP1</i>		
Item description	Item No.	€
SFK03 Ni1000TK5000 100.08	71260	70,30
SFK03 Ni1000TK5000 150.08	71277	72,70
SFK03 Ni1000TK5000 200.08	71284	75,00
SFK03 Ni1000TK5000 250.08	71291	78,40

Options	
Description	€
3-wire connection (3-wire)	2,40
4-wire connection (4-wire)	6,50
Temperature -80..+260 °C (T260)	12,90
Neck pipe 70.15 (for applications with insulation materials)	24,20
Add to price of NTC10k for sensor NTC10k Precon   NTC10k Carel   NTC1,8k   NTC5k   NTC20k	0,00
Add to price of NTC10k for sensor LM235Z	2,00
Add to price of NTC10k for sensor DS18B20 1-wire	1,50

Bonded pockets						
Item description	Length	Inst. length	Item No.	On stock	Group	€
Bonded pocket St52-3 Typ ESH110	60 mm	50 mm	103459	⊕	AS1	58,60
Bonded pocket St52-3 Typ ESH160	110 mm	100 mm	103466	⊕	AS1	67,10
Bonded pocket St52-3 Typ ESH210	160 mm	150 mm	103473	⊕	AS1	75,50
Bonded pocket St52-3 Typ ESH260	210 mm	200 mm	173247	⊕	AS1	83,00

Immersion sensor -50..+50 °C		TP1
Item description	Item No.	€
SFK03 TRV1 100.08	318853	163,50
SFK03 TRV1 150.08	352024	165,10
SFK03 TRV1 200.08	352062	166,60
SFK03 TRV1 250.08	352109	169,00

Immersion sensor -10..+120 °C		TP1
Item description	Item No.	€
SFK03 TRV2 100.08	335744	163,50
SFK03 TRV2 150.08	352031	165,10
SFK03 TRV2 200.08	246958	166,60
SFK03 TRV2 250.08	352253	169,00

Immersion sensor 0..+50 °C		TP1
Item description	Item No.	€
SFK03 TRV3 100.08	281775	163,50
SFK03 TRV3 150.08	352048	165,10
SFK03 TRV3 200.08	352079	166,60
SFK03 TRV3 250.08	352260	169,00

Immersion sensor 0..+160 °C		TP1
Item description	Item No.	€
SFK03 TRV4 100.08	298414	163,50
SFK03 TRV4 150.08	292115	165,10
SFK03 TRV4 200.08	324403	166,60
SFK03 TRV4 250.08	352277	169,00

Immersion sensor 0..+300 °C		TP1
Item description	Item No.	€
SFK03 TRV5 100.08	243933	172,50
SFK03 TRV5 150.08	295314	174,00
SFK03 TRV5 200.08	297509	175,60
SFK03 TRV5 250.08	306607	178,00

Immersion sensor -50..+50 °C		TP1
Item description	Item No.	€
SFK03 TRA1 100.08	194440	163,50
SFK03 TRA1 150.08	200899	165,10
SFK03 TRA1 200.08	352055	166,60
SFK03 TRA1 250.08	254908	169,00

Immersion sensor -10..+120 °C		TP1
Item description	Item No.	€
SFK03 TRA2 100.08	189316	163,50
SFK03 TRA2 150.08	344166	165,10
SFK03 TRA2 200.08	315746	166,60
SFK03 TRA2 250.08	352086	169,00

Immersion sensor 0..+50 °C		TP1
Item description	Item No.	€
SFK03 TRA3 100.08	132220	163,50
SFK03 TRA3 150.08	165044	165,10
SFK03 TRA3 200.08	165280	166,60
SFK03 TRA3 250.08	303835	169,00

Immersion sensor 0..+160 °C		TP1
Item description	Item No.	€
SFK03 TRA4 100.08	293051	163,50
SFK03 TRA4 150.08	295024	165,10
SFK03 TRA4 200.08	239226	166,60
SFK03 TRA4 250.08	352093	169,00

Immersion sensor 0..+300 °C		TP1
Item description	Item No.	€
SFK03 TRA5 100.08	131674	172,50
SFK03 TRA5 150.08	146821	174,00
SFK03 TRA5 200.08	152884	175,60
SFK03 TRA5 250.08	157421	178,00

Options	
Description	€
Neck pipe 70.15 (for applications with insulation materials)	24,20

Bonded pockets						
Item description	Length	Inst. length	Item No.	On stock	Group	€
Bonded pocket St52-3 Typ ESH110	60 mm	50 mm	103459	☉	AS1	58,60
Bonded pocket St52-3 Typ ESH160	110 mm	100 mm	103466	☉	AS1	67,10
Bonded pocket St52-3 Typ ESH210	160 mm	150 mm	103473	☉	AS1	75,50
Bonded pocket St52-3 Typ ESH260	210 mm	200 mm	173247	☉	AS1	83,00



## KFK01

Passive duct sensor for measuring air temperature and other gaseous media of HVAC applications (e.g. supply and exhaust ducts). The sensor can be mounted by means of a mounting flange. Combined with a thermowell, it can be used as an immersion temperature sensor as well.

### Technical Data

<b>Measured values</b>	temperature
<b>Material in touch with media</b>	Sensor probe, Ø=6 mm, stainless steel V4A (1.4401)
<b>Installation length</b>	50 mm, 100 mm, 150 mm, 200 mm, 250 mm, 300 mm, 450 mm
<b>Enclosure</b>	shape J, aluminium
<b>Operating range temperature</b>	-80..+260 °C
<b>Protection (IP)</b>	IP65, according to EN 60529
<b>Connection</b>	cable entry M16 for wire Ø=8 mm, terminal block, max. 1,5 mm <sup>2</sup>
<b>Mounting</b>	when used as duct sensors: please use mounting flange MF6DS flexible (+90..+120 °C) or MF6 (brass, +120..+260 °C), for use as immersion sensors please use immersion pocket THVADS / THMSDS

### Duct/immersion sensor -50..+150 °C – NTC10k TP1

Item description	Item No.	€
KFK01 NTC10k 050.06	626880	49,10
KFK01 NTC10k 100.06	626897	50,10
KFK01 NTC10k 150.06	626903	51,90
KFK01 NTC10k 200.06	626910	53,70
KFK01 NTC10k 250.06	626927	56,60
KFK01 NTC10k 300.06	626934	59,00
KFK01 NTC10k 450.06	626941	63,00

### Duct/immersion sensor -50..+160 °C – PT100 DIN cl. B TP1

Item description	Item No.	€
KFK01 PT100 050.06	626446	50,60
KFK01 PT100 100.06	626453	51,60
KFK01 PT100 150.06	626477	53,40
KFK01 PT100 200.06	626484	55,20
KFK01 PT100 250.06	626491	58,10
KFK01 PT100 300.06	626507	60,50
KFK01 PT100 450.06	626514	64,50

### Duct/immersion sensor -50..+160 °C – PT100 1/3 DIN TP1

Item description	Item No.	€
KFK01 PT100 1/3 DIN 050.06	626521	55,10
KFK01 PT100 1/3 DIN 100.06	626538	56,10
KFK01 PT100 1/3 DIN 150.06	626545	57,90
KFK01 PT100 1/3 DIN 200.06	626552	59,70
KFK01 PT100 1/3 DIN 250.06	626569	62,60
KFK01 PT100 1/3 DIN 300.06	626576	65,00
KFK01 PT100 1/3 DIN 450.06	626583	69,00

### Duct/immersion sensor -50..+160 °C – PT1000 DIN cl. B TP1

Item description	Item No.	€
KFK01 PT1000 050.06	626590	53,10
KFK01 PT1000 100.06	626606	54,10
KFK01 PT1000 150.06	626613	55,90
KFK01 PT1000 200.06	626620	57,70
KFK01 PT1000 250.06	626637	60,60
KFK01 PT1000 300.06	626644	63,00
KFK01 PT1000 450.06	626651	67,00

Duct/immersion sensor -50..+160 °C – PT1000 1/3 DIN TP1			
Item description	Item No.	€	
KFK01 PT1000 1/3 DIN 050.06	626675	57,00	
KFK01 PT1000 1/3 DIN 100.06	626682	58,00	
KFK01 PT1000 1/3 DIN 150.06	626699	59,80	
KFK01 PT1000 1/3 DIN 200.06	626705	61,60	
KFK01 PT1000 1/3 DIN 250.06	626712	64,50	
KFK01 PT1000 1/3 DIN 300.06	626729	66,90	
KFK01 PT1000 1/3 DIN 450.06	626736	70,90	

Duct/immersion sensor -50..+160 °C – Ni1000 DIN cl. B TP1			
Item description	Item No.	€	
KFK01 Ni1000 050.06	626743	52,80	
KFK01 Ni1000 100.06	626750	53,80	
KFK01 Ni1000 150.06	626767	55,60	
KFK01 Ni1000 200.06	626774	57,40	
KFK01 Ni1000 250.06	626781	60,30	
KFK01 Ni1000 300.06	626798	62,70	
KFK01 Ni1000 450.06	626804	66,70	

Duct/immersion sensor -50..+160 °C – Ni1000TK5000 TP1			
Item description	Item No.	€	
KFK01 Ni1000TK5000 050.06	626811	57,00	
KFK01 Ni1000TK5000 100.06	626828	58,00	
KFK01 Ni1000TK5000 150.06	626835	59,80	
KFK01 Ni1000TK5000 200.06	626842	61,60	
KFK01 Ni1000TK5000 250.06	626859	64,50	
KFK01 Ni1000TK5000 300.06	626866	66,90	
KFK01 Ni1000TK5000 450.06	626873	70,90	

Options	
Description	€
3-wire connection (3-wire)	2,40
4-wire connection (4-wire)	6,50
Add to price of NTC10k for sensor NTC10k Precon   NTC10k Carel   NTC1,8k   NTC5k   NTC20k	0,00
Add to price of NTC10k for sensor LM235Z	2,00
Add to price of NTC10k for sensor DS18B20 1-wire	1,50
Add to price of NTC10k for sensor FeT/Staefa	27,10

Accessories			
Item description	Item No.	Group	€
Mounting flange MF6DS flexible (suitable for Ø=6 mm)	669016	AS2	7,55
Mounting flange MF6 brass (suitable for Ø=6 mm)	3407	AS1	7,55



## Thermowells brass for sensors with pocket Ø=6 mm

Item description	Length	Inst. length	Item No.	On stock	Group	€
MS-thermowell 50 mm type THMSDS50	50 mm	36 mm	610995	☉	AS2	9,60
MS-thermowell 100 mm type THMSDS100	100 mm	86 mm	611008	☉	AS2	10,90
MS-thermowell 150 mm type THMSDS150	150 mm	136 mm	611015	☉	AS2	11,50
MS-thermowell 200 mm type THMSDS200	200 mm	186 mm	611022	☉	AS2	12,00
MS-thermowell 250 mm type THMSDS250	250 mm	236 mm	611985	☉	AS2	13,70
MS-thermowell 300 mm type THMSDS300	300 mm	286 mm	611039	☉	AS2	14,20
MS-thermowell 450 mm type THMSDS450	450 mm	436 mm	611046	☉	AS2	14,50

## Thermowells stainless steel for sensors with pocket Ø=6 mm

Item description	Length	Inst. length	Item No.	On stock	Group	€
VA-thermowell 50 mm type THVADS50	50 mm	36 mm	611152	☉	AS2	22,50
VA-thermowell 100 mm type THVADS100	100 mm	86 mm	611817	☉	AS2	24,70
VA-thermowell 150 mm type THVADS150	150 mm	136 mm	611824	☉	AS2	26,70
VA-thermowell 200 mm type THVADS200	200 mm	186 mm	611848	☉	AS2	28,00
VA-thermowell 250 mm type THVADS250	250 mm	236 mm	611862	☉	AS2	34,70
VA-thermowell 300 mm type THVADS300	300 mm	286 mm	611879	☉	AS2	36,40
VA-thermowell 450 mm type THVADS450	450 mm	436 mm	611893	☉	AS2	37,60
Pressure screw with sealing PTFE (without silicone) for thermowell pocket THVADS			666473	☉	AS2	21,60

## KFK03

Passive duct sensor for measuring air temperature and other gaseous media of HVAC applications (e.g. in supply and exhaust ducts). Designed for connection to superior controls systems. The sensor can be mounted by means of a mounting flange. Combined with a thermowell, it can be used as an immersion temperature sensor as well.



passive / 0..10 V / 4..20 mA

Technical Data	
Measured values	temperature
Output signal temperature	scaling analogue output: TRV1/TRA1: 0..+50 °C, TRV2/TRA2: -50..+50 °C, TRV3/TRA3: -10..+120 °C, TRV4/TRA4: 0..+160 °C, TRV5/TRA5: 0..+250 °C
Power supply	TRV: 15..24 V = (±10%) SELV, 15..26 V ~ SELV TRA: 15..35 V = SELV
Power consumption	TRV: max. 1 W (24 V =), 0,8 VA (24 V ~) TRA: max. 0,5 W (24 V =)
Material in touch with media	Sensor probe, Ø=8 mm, stainless steel V4A (1.4571)
Installation length	100 mm, 150 mm, 200 mm, 250 mm
Enclosure	shape B, aluminium
Operating range temperature	-80..+260 °C
Protection (IP)	IP66, according to EN 60529
Connection	cable entry M20 for wire Ø=7 mm terminal block, max. 1,5 mm <sup>2</sup>
Mounting	when used as duct sensors: please use mounting flange MF8 stainless steel for use as immersion sensors please use immersion pocket THVA

## KFK03 – passive

Duct/immersion sensor -50..+150 °C – NTC10k TP1		
Item description	Item No.	€
KFK03 NTC10k 100.08	39918	61,20
KFK03 NTC10k 150.08	39925	63,50
KFK03 NTC10k 200.08	39932	65,60
KFK03 NTC10k 250.08	39949	68,20

Duct/immersion sensor -50..+160 °C – PT100 DIN cl. B TP1		
Item description	Item No.	€
KFK03 PT100 100.08	37877	62,70
KFK03 PT100 150.08	37884	65,00
KFK03 PT100 200.08	37891	67,10
KFK03 PT100 250.08	37907	69,70

Duct/immersion sensor -50..+160 °C – PT100 1/3 DIN TP1		
Item description	Item No.	€
KFK03 PT100 1/3 DIN 100.08	37914	67,20
KFK03 PT100 1/3 DIN 150.08	37921	69,50
KFK03 PT100 1/3 DIN 200.08	37938	71,60
KFK03 PT100 1/3 DIN 250.08	37945	74,20

Duct/immersion sensor -50..+160 °C – PT1000 DIN cl. B TP1		
Item description	Item No.	€
KFK03 PT1000 100.08	37952	65,20
KFK03 PT1000 150.08	37969	67,50
KFK03 PT1000 200.08	37976	69,60
KFK03 PT1000 250.08	37983	72,20

Duct/immersion sensor -50..+160 °C – PT1000 1/3 DIN TP1		
Item description	Item No.	€
KFK03 PT1000 1/3 DIN 100.08	37990	69,10
KFK03 PT1000 1/3 DIN 150.08	39765	71,40
KFK03 PT1000 1/3 DIN 200.08	39772	73,50
KFK03 PT1000 1/3 DIN 250.08	39789	76,10

Duct/immersion sensor -50..+160 °C – Ni1000 DIN cl. B TP1		
Item description	Item No.	€
KFK03 Ni1000 100.08	39796	64,90
KFK03 Ni1000 150.08	39802	67,20
KFK03 Ni1000 200.08	39819	69,30
KFK03 Ni1000 250.08	39826	71,90

Duct/immersion sensor -50..+160 °C – Ni1000TK5000 TP1		
Item description	Item No.	€
KFK03 Ni1000TK5000 100.08	39833	69,10
KFK03 Ni1000TK5000 150.08	39840	71,40
KFK03 Ni1000TK5000 200.08	39857	73,50
KFK03 Ni1000TK5000 250.08	39864	76,10

Options	
Description	€
3-wire connection (3-wire)	2,40
4-wire connection (4-wire)	6,50
Temperature -80..+260 °C (T260)	12,90
Add to price of NTC10k for sensor NTC10k Precon   NTC10k Carel   NTC1,8k   NTC5k   NTC20k	0,00
Add to price of NTC10k for sensor LM235Z	2,00

### **KFK03 – active**

<b>Duct/immersion sensor -50..+50 °C active</b>			
<b>Item description</b>	<b>Item No.</b>	<b>Group</b>	<b>€</b>
KFK03 TRV1 100.08	350983	TP1	151,80
KFK03 TRV1 150.08	351010	TP1	153,30
KFK03 TRV1 200.08	277860	TP1	154,90
KFK03 TRV1 250.08	286879	TP1	156,60

<b>Duct/immersion sensor -10..+120 °C active</b>			
<b>Item description</b>	<b>Item No.</b>	<b>Group</b>	<b>€</b>
KFK03 TRV2 100.08	332453	TP1	151,80
KFK03 TRV2 150.08	326711	TP1	153,30
KFK03 TRV2 200.08	351096	TP1	154,90
KFK03 TRV2 250.08	347242	TP1	156,60

<b>Duct/immersion sensor 0..+50 °C active</b>			
<b>Item description</b>	<b>Item No.</b>	<b>Group</b>	<b>€</b>
KFK03 TRV3 100.08	272315	TP1	151,80
KFK03 TRV3 150.08	351027	TP1	153,30
KFK03 TRV3 200.08	284905	TP1	154,90
KFK03 TRV3 250.08	285094	TP1	156,60

<b>Duct/immersion sensor 0..+160 °C active</b>			
<b>Item description</b>	<b>Item No.</b>	<b>Group</b>	<b>€</b>
KFK03 TRV4 100.08	351003	TP1	151,80
KFK03 TRV4 150.08	261418	TP1	153,30
KFK03 TRV4 200.08	351102	TP1	154,90
KFK03 TRV4 250.08	347969	TP1	156,60

<b>Duct/immersion sensor 0..+250 °C active</b>			
<b>Item description</b>	<b>Item No.</b>	<b>Group</b>	<b>€</b>
KFK03 TRV5 100.08	350990	TP1	160,80
KFK03 TRV5 150.08	309127	TP1	162,40
KFK03 TRV5 200.08	351119	TP1	163,80
KFK03 TRV5 250.08	335607	TP1	165,60

## Duct/immersion sensor -50..+50 °C active

Item description	Item No.	Group	€
KFK03 TRA1 100.08	152464	TP1	151,80
KFK03 TRA1 150.08	165334	TP1	153,30
KFK03 TRA1 200.08	232166	TP1	154,90
KFK03 TRA1 250.08	204668	TP1	156,60

## Duct/immersion sensor -10..+120 °C active

Item description	Item No.	Group	€
KFK03 TRA2 100.08	242639	TP1	151,80
KFK03 TRA2 150.08	351034	TP1	153,30
KFK03 TRA2 200.08	351041	TP1	154,90
KFK03 TRA2 250.08	351133	TP1	156,60

## Duct/immersion sensor 0..+50 °C active

Item description	Item No.	Group	€
KFK03 TRA3 100.08	338585	TP1	151,80
KFK03 TRA3 150.08	170239	TP1	153,30
KFK03 TRA3 200.08	161909	TP1	154,90
KFK03 TRA3 250.08	134804	TP1	156,60

## Duct/immersion sensor 0..+160 °C active

Item description	Item No.	Group	€
KFK03 TRA4 100.08	315920	TP1	151,80
KFK03 TRA4 150.08	338981	TP1	153,30
KFK03 TRA4 200.08	337380	TP1	154,90
KFK03 TRA4 250.08	303057	TP1	156,60

## Duct/immersion sensor 0..+250 °C active

Item description	Item No.	Group	€
KFK03 TRA5 100.08	239080	TP1	160,80
KFK03 TRA5 150.08	320948	TP1	162,40
KFK03 TRA5 200.08	404792	TP1	163,80
KFK03 TRA5 250.08	281577	TP1	165,60

Accessories			
Item description	Item No.	Group	€
Mounting flange MF8 stainless steel (suitable for Ø=8 mm)	103305	AS1	26,90

Thermowells stainless steel for sensors with pocket Ø=8 mm						
Item description	Length	Inst. length	Item No.	On stock	Group	€
VA-thermowell 100 mm type THVA100 (KFK03)	258 mm	250 mm	584180	☉	AS2	35,30
VA-thermowell 150 mm type THVA150 (KFK03)	158 mm	150 mm	584197	☉	AS2	37,10
VA-thermowell 200 mm type THVA200 (KFK03)	208 mm	200 mm	584203	☉	AS2	39,00
VA-thermowell 250 mm type THVA250 (KFK03)	258 mm	250 mm	594738	☉	AS2	41,10



## RG03

Duct/Immersion sensor for high temperature measurement in gaseous and liquid media. Designed for connecting to control and display systems. Especially designed for measuring higher temperatures (e.g. in supply and exhaust ducts).

passive / 0..10 V / 4..20 mA

Technical Data	
Measured values	temperature
Output signal temperature	TRV6/TRA6: 0..+400 °C TRV7/TRA7: 0..+600 °C
Power supply	TRV: 15..35 V = SELV, 15..26 V ~ SELV TRA: 15..24 V = (±10%) SELV
Power consumption	TRV: typ. 1 W (24 V =), 0,8 VA (24 V ~) TRA: typ. 0,5 W (24 V =)
Material in touch with media	Sensor probe: Ø=11 mm, stainless steel V4A (1.4571)
Installation length	236 mm, 486 mm
Enclosure	shape B, aluminium
Operating range temperature	0..+600 °C
Protection (IP)	IP66, according to EN 60529
Connection	cable entry M20 for wire Ø=8 mm, terminal block, max. 1,5 mm²
Delivery content	incl. mounting flange

Duct/immersion sensor 0..+600 °C passive			
Item description	Item No.	Group	€
RG03 PT100 250.11	64361	TP1	125,50
RG03 PT100 500.11	64378	TP1	128,50
RG03 PT1000 250.11	64385	TP1	125,50
RG03 PT1000 500.11	64392	TP1	128,50

Options	
Description	€
3-wire connection (3-wire)	2,40
4-wire connection (4-wire)	6,50

Duct/immersion sensor 0..+400 °C			TP1
Item description	Item No.	€	
RG03 TRV6 250.11	261982	233,30	
RG03 TRV6 500.11	240789	236,20	
RG03 TRA6 250.11	177405	233,30	
RG03 TRA6 500.11	143936	236,20	

Duct/immersion sensor 0..+600 °C			TP1
Item description	Item No.	€	
RG03 TRV7 250.11	64408	233,30	
RG03 TRV7 500.11	242127	236,20	
RG03 TRA7 250.11	64422	233,30	
RG03 TRA7 500.11	78283	236,20	



## RGS03

Immersion sensor (high temperature) with an integrated thermowell for temperature measurement of liquids in HVAC applications. Also suitable for exhaust systems. Designed for connection to superior control systems.

passive / 0..10 V / 4..20 mA

Technical Data	
Measured values	temperature
Output signal temperature	TRV6/TRA6: 0..+400 °C PT100/PT1000/TRV7/TRA7: 0..+600 °C
Power supply	TRV: 15..35 V = SELV, 15..26 V ~ SELV TRA: 15..24 V = (±10%) SELV
Power consumption	TRV: typ. 1 W (24 V =), 0,8 VA (24 V ~) TRA: typ. 0,5 W (24 V =),
Material in touch with media	suitable for usage in aggressive media Sensor probe: Ø=9 mm, stainless steel V4A (1.4571), SW24, G1/2" Neck pipe: stainless steel V2A (1.4305), Ø=9 mm, length 100 mm
Installation length	250 mm, 500 mm
Enclosure	shape B, aluminium
Operating range temperature	0..+600 °C
Protection (IP)	IP66, according to EN 60529
Connection	cable entry M20 for wire Ø=8 mm terminal block, max. 1,5 mm <sup>2</sup>

Immersion sensor 0..+600 °C		TP1
Item description	Item No.	€
RGS03 PT100 250.09 3-wire	79297	169,90
RGS03 PT100 500.09 3-wire	385190	172,70
RGS03 PT1000 250.09 3-wire	79310	169,90
RGS03 PT1000 500.09 3-wire	79327	172,70


Immersion sensor 0..+400 °C		TP1
Item description	Item No.	€
RGS03 TRV6 250.09	223942	277,70
RGS03 TRV6 500.09	351959	280,60
RGS03 TRA6 250.09	164115	277,70
RGS03 TRA6 500.09	155281	280,60

Immersion sensor 0..+600 °C		TP1
Item description	Item No.	€
RGS03 TRV7 250.09	351935	277,70
RGS03 TRV7 500.09	244824	280,60
RGS03 TRA7 250.09	79334	277,70
RGS03 TRA7 500.09	79341	280,60



# Cable Sensors Contact Sensors

Durable materials and state-of-the-art pressing and rolling processes guarantee the quality and durability of our cable and contact sensors. This makes them the first choice in building, heating, ventilation and air conditioning technology.



## Cable Sensors

TF25	Temperature	350
TF25+	Temperature	354
TF14	Temperature	358
TF14+	Temperature	361

## Surface Sensors

PR25	Temperature	363
PR25+	Temperature	365
OF14	Temperature	367
OF14+	Temperature	368

## Contact Sensors

VFG54+	Temperature	370
AF25	Temperature	373
AF25+	Temperature	375



## TF25

Cable sensor for temperature measurement in HVAC or refrigeration applications. In combination with a thermowell, the TF25 can also be used for temperature measurement in liquid media. Depending on the application requirements, different PVC, silicone, high-temperature silicone and fibreglass cables are available.

Technical Data	
Measured values	temperature
Material in touch with media	Sensor probe, Ø=6 mm, stainless steel V4A (1.4571) 16-point pressed (IP65)
Installation length	50 mm, 100 mm, 150 mm
Operating range temperature	-50..+400 °C
Protection (IP)	IP65, according to EN 60529
Connection cable	0,22 mm <sup>2</sup> , <b>T400</b> : 0,25 mm <sup>2</sup> <b>T100</b> : PVC, <b>T125/T150/T180</b> : silicone, <b>T250</b> : HT-silicone, <b>T400</b> : GI/GI-V2A cable ends with conductor sleeves as standard
Length connection wire	1 m
Notes	PE connection wire available (please request)

## TF25 (-35..+100 °C)

Cable sensor -35..+100 °C – NTC10k			TP3
Item description	Item No.	€	
TF25 NTC10k T100 050.06 L1000	41539	12,60	
TF25 NTC10k T100 100.06 L1000	41812	14,20	
TF25 NTC10k T100 150.06 L1000	40723	14,60	

Cable sensor -35..+100 °C – PT100 DIN cl. B			TP3
Item description	Item No.	€	
TF25 PT100 T100 050.06 L1000	35019	14,10	
TF25 PT100 T100 100.06 L1000	35026	15,70	
TF25 PT100 T100 150.06 L1000	35033	16,10	

Cable sensor -35..+100 °C – PT100 1/3 DIN			TP3
Item description	Item No.	€	
TF25 PT100 1/3 DIN T100 050.06 L1000	25799	18,60	
TF25 PT100 1/3 DIN T100 100.06 L1000	35255	20,20	
TF25 PT100 1/3 DIN T100 150.06 L1000	35262	20,60	

Cable sensor -35..+100 °C – PT1000 DIN cl. B			TP3
Item description	Item No.	€	
TF25 PT1000 T100 050.06 L1000	35484	16,60	
TF25 PT1000 T100 100.06 L1000	35491	18,20	
TF25 PT1000 T100 150.06 L1000	35507	18,60	

Cable sensor -35..+100 °C – PT1000 1/3 DIN			TP3
Item description	Item No.	€	
TF25 PT1000 1/3 DIN T100 050.06 L1000	35729	20,50	
TF25 PT1000 1/3 DIN T100 100.06 L1000	35736	22,10	
TF25 PT1000 1/3 DIN T100 150.06 L1000	35743	22,50	

Cable sensor -35..+100 °C – Ni1000 DIN cl. B			TP3
Item description	Item No.	€	
TF25 Ni1000 T100 050.06 L1000	26116	16,30	
TF25 Ni1000 T100 100.06 L1000	26154	17,90	
TF25 Ni1000 T100 150.06 L1000	26192	18,30	

Cable sensor -35..+100 °C – Ni1000TK5000			TP3
Item description	Item No.	€	
TF25 Ni1000TK5000 T100 050.06 L1000	26352	20,50	
TF25 Ni1000TK5000 T100 100.06 L1000	26390	22,10	
TF25 Ni1000TK5000 T100 150.06 L1000	388238	22,50	

Options	
Description	€
Add per meter of connection cable 2-wire -35..+100 °C	1,30
3-wire connection -35..+100 °C (3-wire)	2,20
Add per meter of connection cable 3-wire -35..+100 °C	1,50
4-wire connection -35..+100 °C (4-wire)	6,50
Add per meter of connection cable 4-wire -35..+100 °C	1,80
Connection enclosure USE-S incl. mounting base pure white	16,80
Protection class IP67 (rolled)	2,60
Tension spring (tensp)	1,80
Add to price of NTC10k for sensor NTC10k Precon   NTC10k Carel   NTC1,8k   NTC5k   NTC20k	0,00
Add to price of NTC10k for sensor LM235Z	2,00
Price reduction to NTC10k for sensor KTY81-110   KTY81-121   KTY81-122   KTY81-210	-2,60

## TF25 (-50..+150 °C / -50..+180 °C)

Cable sensor -50..+150 °C – NTC10k			TP3
Item description	Item No.	€	
TF25 NTC10k T150 050.06 L1000	59466	16,90	
TF25 NTC10k T150 100.06 L1000	59473	18,60	
TF25 NTC10k T150 150.06 L1000	59480	18,90	

Cable sensor -50..+180 °C – PT100 DIN cl. B			TP3
Item description	Item No.	€	
TF25 PT100 T180 050.06 L1000	52771	18,40	
TF25 PT100 T180 100.06 L1000	52788	20,10	
TF25 PT100 T180 150.06 L1000	52795	20,40	

Cable sensor -50..+180 °C – PT100 1/3 DIN			TP3
Item description	Item No.	€	
TF25 PT100 1/3 DIN T180 050.06 L1000	57493	22,90	
TF25 PT100 1/3 DIN T180 100.06 L1000	57509	24,60	
TF25 PT100 1/3 DIN T180 150.06 L1000	57516	24,90	

Cable sensor -50..+180 °C – PT1000 DIN cl. B			TP3
Item description	Item No.	€	
TF25 PT1000 T180 050.06 L1000	58247	20,90	
TF25 PT1000 T180 100.06 L1000	58254	22,60	
TF25 PT1000 T180 150.06 L1000	58261	22,90	

Cable sensor -50..+180 °C – PT1000 1/3 DIN			TP3
Item description	Item No.	€	
TF25 PT1000 1/3 DIN T180 050.06 L1000	58483	24,80	
TF25 PT1000 1/3 DIN T180 100.06 L1000	58490	26,50	
TF25 PT1000 1/3 DIN T180 150.06 L1000	58506	26,80	

Cable sensor -50..+180 °C – Ni1000 DIN cl. B			TP3
Item description	Item No.	€	
TF25 Ni1000 T180 050.06 L1000	58728	20,60	
TF25 Ni1000 T180 100.06 L1000	58735	22,30	
TF25 Ni1000 T180 150.06 L1000	58742	22,60	

Cable sensor -50..+180 °C – Ni1000TK5000			TP3
Item description	Item No.	€	
TF25 Ni1000TK5000 T180 050.06 L1000	58964	24,80	
TF25 Ni1000TK5000 T180 100.06 L1000	58971	26,50	
TF25 Ni1000TK5000 T180 150.06 L1000	58988	26,80	

Options	
Description	€
Add per meter of connection cable 2-wire -50..+180 °C	2,20
3-wire connection -50..+180 °C (3-wire)	2,40
Add per meter of connection cable 3-wire -50..+180 °C	3,10
4-wire connection -50..+180 °C (4-wire)	6,50
Add per meter of connection cable 4-wire -50..+180 °C	3,70
Connection enclosure USE-S incl. mounting base pure white	16,80
Protection class IP67 (rolled)	2,60
Tension spring (tensp)	1,80
Add to price of NTC10k for sensor NTC10k Precon   NTC10k Carel   NTC1,8k   NTC5k   NTC20k	0,00
Add to price of NTC10k for sensor LM235Z	2,00
Price reduction to NTC10k for sensor KTY81-110   KTY81-121   KTY81-122   KTY81-210	-2,60

## TF25 (-50..+250 °C)

Cable sensor -50..+250 °C – PT100 DIN cl. B			TP3
Item description	Item No.	€	
TF25 PT100 T250 050.06 L1000	167406	23,20	
TF25 PT100 T250 100.06 L1000	209731	24,00	
TF25 PT100 T250 150.06 L1000	205658	24,30	

Cable sensor -50..+250 °C – PT100 1/3 DIN			TP3
Item description	Item No.	€	
TF25 PT100 1/3 DIN T250 050.06 L1000	195478	27,70	
TF25 PT100 1/3 DIN T250 100.06 L1000	345835	28,50	
TF25 PT100 1/3 DIN T250 150.06 L1000	388276	28,80	

Cable sensor -50..+250 °C – PT1000 DIN cl. B			TP3
Item description	Item No.	€	
TF25 PT1000 T250 050.06 L1000	168717	25,70	
TF25 PT1000 T250 100.06 L1000	209724	26,50	
TF25 PT1000 T250 150.06 L1000	388283	26,80	

Cable sensor -50..+250 °C – PT1000 1/3 DIN			TP3
Item description	Item No.	€	
TF25 PT1000 1/3 DIN T250 050.06 L1000	356749	29,60	
TF25 PT1000 1/3 DIN T250 100.06 L1000	356756	30,40	
TF25 PT1000 1/3 DIN T250 150.06 L1000	388290	30,70	

Cable sensor -50..+250 °C – Ni1000 DIN cl. B			TP3
Item description	Item No.	€	
TF25 Ni1000 T250 050.06 L1000	151863	25,40	
TF25 Ni1000 T250 100.06 L1000	182430	26,20	
TF25 Ni1000 T250 150.06 L1000	388306	26,50	

Cable sensor -50..+250 °C – Ni1000TK5000			TP3
Item description	Item No.	€	
TF25 Ni1000TK5000 T250 050.06 L1000	150781	29,60	
TF25 Ni1000TK5000 T250 100.06 L1000	157018	30,40	
TF25 Ni1000TK5000 T250 150.06 L1000	388313	30,70	

Options	
Description	€
Add per meter of connection cable 2-wire -50..+250 °C	3,60
3-wire connection -50..+250 °C (3-wire)	3,50
Add per meter of connection cable 3-wire -50..+250 °C	7,40
Connection enclosure USE-S incl. mounting base pure white	16,80
Protection class IP67 (rolled)	2,60
Tension spring (tensp)	1,80

## TF25 (-50..+400 °C)

Cable sensor -50..+400 °C		TP3
Item description	Item No.	€
TF25 PT100 T400 050.06 L2000	799645	39,80
TF25 PT1000 T400 050.06 L2000	166201	42,30

Options	
Description	€
Add per meter of connection cable 2-wire -50..+400 °C	5,90
Connection enclosure USE-S incl. mounting base pure white	16,80
Protection class IP67 (rolled)	2,60
Tension spring (tensp)	1,80

Accessories			
Item description	Item No.	Group	€
Mounting flange MF6DS flexible (suitable for Ø=6 mm)	669016	AS2	7,55
Mounting flange MF6 brass (suitable for Ø=6 mm)	3407	AS1	7,55
Compression fittings KL6VA for Ø=6 mm with cutting ring, stainless steel	103213	AS1	15,20
Tension clamp for pipes Ø up to 110 mm with contact fluid	658911	AS1	3,20
Tension clamp for pipes Ø up to 250 mm with contact fluid	648103	AS1	5,00
Tightening strap PA (max. 85 °C) for pipes Ø up to 100 mm with contact fluid	668071	AS1	3,20

## TF25+

Cable sensor for temperature measurement in HVAC or refrigeration applications. In combination with a thermowell, the TF25 can also be used for temperature measurement in liquid media. Depending on the application requirements, different PVC, silicone, high-temperature silicone and fibreglass cables are available.



TF25+



TF25+ BUS

0..10 V / 4..20 mA   

Technical Data	
Measured values	temperature
Configuration	USEapp, uConfig, BUS, jumper, DIP switches (depending on type)
Network technology	RS485 Modbus, RS485 BACnet (MS/TP)
Output signal temperature	scaling analogue output: 0..+160 °C (default setting) selectable from 4 temperature ranges -50..+50   -20..+80   -15..+35   -10..+120   0..+50   0..+100   0..+160   0..+250 °C adjustable at the transducer, optionally configurable via app or uConfig
Power supply	15..24 V = (±10%) SELV, 24 V ~ (±10%) SELV 15..24 V = (±10%) SELV 15..35 V = SELV, 19..29 V ~ SELV
Power consumption	<b>TRV</b> : typ. 0,4 W (24 V =), 0,8 VA (24 V ~) <b>TRA</b> : max. 0,5 W (24 V =) <b>Relay/LCD/BUS</b> : max. 2,5 W (24 V =), 4,3 VA (24 V ~)
Material in touch with media	Sensor probe, Ø=6 mm, stainless steel V4A (1.4571) 16-point pressed (IP65)
Installation length	50 mm, 100 mm, 150 mm
Display	LCD 29x35 mm, RGB backlight, with traffic light function, threshold values configurable, optionally configurable via app or uConfig
Enclosure	<b>TRV/TRA</b> : USE-S, impact- and shock-resistant enclosure with quick-release cover, PC <b>Relay/LCD/BUS</b> : USE-M, impact- and shock-resistant enclosure with quick-release cover, PC
Colour	pure white, <b>LCD</b> : transparent cover
Operating range temperature	-50..+250 °C
Connection	removable plug-in terminal, max. 2,5 mm <sup>2</sup> BUS max. 1,5 mm <sup>2</sup> , relay max. 1,5 mm <sup>2</sup> <b>TRV/TRA</b> : removable cable entry flextherm M20 for wire Ø=4,5..9 mm <b>Relay/LCD/BUS</b> : removable cable entry M25 with fourfold cable entry for wire with max. Ø=7 mm
Connection cable	0,25 mm <sup>2</sup> , silicone, <b>T250</b> : HT-silicone
Length connection wire	1 m

Technical Data	
<b>Delivery content</b>	incl. mounting set (screws and accessories) <b>TRV/TRA:</b> incl. mounting base enclosure USE-S pure white <b>Relay/LCD/BUS:</b> incl. mounting base enclosure USE-M pure white
<b>Notes</b>	PE connection wire available (please request)

## TF25+ 0..10 V (TRV) / 4..20 mA (TRA)

Cable sensor -50..+180 °C active 0..10 (0..5) V			
Item description	Item No.	Group	€
TF25+ TRV MultiRange T180 050.06 L1000	658959	TP2	82,20
TF25+ TRV MultiRange T180 100.06 L1000	658966	TP2	83,90
TF25+ TRV MultiRange T180 150.06 L1000	658973	TP2	84,30

Cable sensor -50..+180 °C active 4..20 mA			
Item description	Item No.	Group	€
TF25+ TRA MultiRange T180 050.06 L1000	658980	TP2	82,20
TF25+ TRA MultiRange T180 100.06 L1000	658997	TP2	83,90
TF25+ TRA MultiRange T180 150.06 L1000	659000	TP2	84,30

Options	
Description	€
Add per meter of connection cable 2-wire -50..+180 °C	2,20
Temperature -50..+250 °C (T250)	12,90
Add per meter of connection cable 2-wire -50..+250 °C	3,60

Accessories			
Item description	Item No.	Group	€
Mounting flange MF6DS flexible (suitable for Ø=6 mm)	669016	AS2	7,55
Mounting flange MF6 brass (suitable for Ø=6 mm)	3407	AS1	7,55
Compression fittings KL6VA for Ø=6 mm with cutting ring, stainless steel	103213	AS1	15,20
Tension clamp for pipes Ø up to 110 mm with contact fluid	658911	AS1	3,20
Tension clamp for pipes Ø up to 250 mm with contact fluid	648103	AS1	5,00
Tightening strap PA (max. 85 °C) for pipes Ø up to 100 mm with contact fluid	668071	AS1	3,20
Mounting clip enclosure USE-S pure white	667739	AS1	5,50
Mounting base enclosure USE-S pure white	667722	AS1	6,50

## TF25+ LCD / BUS

Cable sensor -50..+160 °C active LCD				
Item description	USEapp	Item No.	Group	€
TF25+ LCD TRV MultiRange T160 050.06 L1000	✓	707039	TP2	159,80
TF25+ LCD TRV MultiRange T160 100.06 L1000	✓	693806	TP2	161,50

Cable sensor -50..+160 °C RS485 BACnet (MS/TP)				
Item description	USEapp	Item No.	Group	€
TF25+ RS485 BACnet (MS/TP) T160 050.06 L1000	✓	699723	TP2	122,30
TF25+ RS485 BACnet (MS/TP) T160 100.06 L1000	✓	699730	TP2	123,90

Cable sensor -50..+160 °C RS485 Modbus				
Item description	USEapp	Item No.	Group	€
TF25+ RS485 Modbus T160 050.06 L1000	✓	659024	TP2	122,30
TF25+ RS485 Modbus T160 100.06 L1000	✓	668255	TP2	123,90

Options	
Description	€
Add per meter of connection cable 2-wire -50..+180 °C	2,20
Temperature -50..+250 °C (T250)	12,90
Add per meter of connection cable 2-wire -50..+250 °C	3,60
Add to price of RS485 Modbus for LON FT	84,80
2x floating contact NO in enclosure USE-M with option board for 24 V ~ or 24 V = / 3 A	79,70
LCD 29x35 mm, RGB backlight in enclosure USE-M with option board	77,60

Accessories			
Item description	Item No.	Group	€
Mounting flange MF6DS flexible (suitable for Ø=6 mm)	669016	AS2	7,55
Mounting flange MF6 brass (suitable for Ø=6 mm)	3407	AS1	7,55
Compression fittings KL6VA for Ø=6 mm with cutting ring, stainless steel	103213	AS1	15,20
Tension clamp for pipes Ø up to 110 mm with contact fluid	658911	AS1	3,20
Tension clamp for pipes Ø up to 250 mm with contact fluid	648103	AS1	5,00
Tightening strap PA (max. 85 °C) for pipes Ø up to 100 mm with contact fluid	668071	AS1	3,20
Mounting base enclosure USE-M pure white	668354	AS1	9,35
BLE dongle with micro-USB for devices USE-M / USE-L / NOVOS / thanos EVO	668262	NET	31,30
USB interface for devices USE-M / USE-L / NOVOS / thanos EVO / SR06 LCD	597838	AS1	38,50



**Thermowells brass for sensors with pocket Ø=6 mm**

Item description	Length	Inst. length	Item No.	On stock	Group	€
MS-thermowell 50 mm type THMSDS50	50 mm	36 mm	610995	☉	AS2	9,60
MS-thermowell 100 mm type THMSDS100	100 mm	86 mm	611008	☉	AS2	10,90
MS-thermowell 150 mm type THMSDS150	150 mm	136 mm	611015	☉	AS2	11,50
MS-thermowell 200 mm type THMSDS200	200 mm	186 mm	611022	☉	AS2	12,00
MS-thermowell 250 mm type THMSDS250	250 mm	236 mm	611985	☉	AS2	13,70
MS-thermowell 300 mm type THMSDS300	300 mm	286 mm	611039	☉	AS2	14,20
MS-thermowell 450 mm type THMSDS450	450 mm	436 mm	611046	☉	AS2	14,50

**Thermowells stainless steel for sensors with pocket Ø=6 mm**

Item description	Length	Inst. length	Item No.	On stock	Group	€
VA-thermowell 50 mm type THVADS50	50 mm	36 mm	611152	☉	AS2	22,50
VA-thermowell 100 mm type THVADS100	100 mm	86 mm	611817	☉	AS2	24,70
VA-thermowell 150 mm type THVADS150	150 mm	136 mm	611824	☉	AS2	26,70
VA-thermowell 200 mm type THVADS200	200 mm	186 mm	611848	☉	AS2	28,00
VA-thermowell 250 mm type THVADS250	250 mm	236 mm	611862	☉	AS2	34,70
VA-thermowell 300 mm type THVADS300	300 mm	286 mm	611879	☉	AS2	36,40
VA-thermowell 450 mm type THVADS450	450 mm	436 mm	611893	☉	AS2	37,60
Pressure screw with sealing PTFE (without silicone) for thermowell pocket THVADS			666473	☉	AS2	21,60



## TF14

Cable sensor for temperature measurement in HVAC applications. Depending on the application requirements, different PVC, silicone and PTFE cables are available. The TF14 with its 4 mm diameter pocket is well suited for fast response applications.

### Technical Data

<b>Measured values</b>	temperature
<b>Material in touch with media</b>	Sensor probe, Ø=4 mm, stainless steel V4A (1.4571) 16-point pressed (IP65), rolled (IP67)
<b>Installation length</b>	50 mm, 100 mm, 150 mm
<b>Connection cable</b>	0,14 mm <sup>2</sup> <b>T100:</b> PVC, <b>T150/T180:</b> silicone, <b>T250:</b> PTFE
<b>Length connection wire</b>	1 m

### TF14 (-35..+100 °C)

Cable sensor -35..+100 °C – NTC10k			TP3
Item description	Item No.	€	
TF14 NTC10k T100 050.04 L1000	73844	13,10	
TF14 NTC10k T100 100.04 L1000	73851	14,30	
TF14 NTC10k T100 150.04 L1000	73868	14,70	

Cable sensor -35..+100 °C – PT100 DIN cl. B			TP3
Item description	Item No.	€	
TF14 PT100 T100 050.04 L1000	64347	14,60	
TF14 PT100 T100 100.04 L1000	57554	15,80	
TF14 PT100 T100 150.04 L1000	57561	16,20	

Cable sensor -35..+100 °C – PT100 1/3 DIN			TP3
Item description	Item No.	€	
TF14 PT100 1/3 DIN T100 050.04 L1000	69106	19,10	
TF14 PT100 1/3 DIN T100 100.04 L1000	69113	20,30	
TF14 PT100 1/3 DIN T100 150.04 L1000	69120	20,70	

Cable sensor -35..+100 °C – PT1000 DIN cl. B			TP3
Item description	Item No.	€	
TF14 PT1000 T100 050.04 L1000	69267	17,10	
TF14 PT1000 T100 100.04 L1000	69274	18,30	
TF14 PT1000 T100 150.04 L1000	69281	18,70	

Cable sensor -35..+100 °C – PT1000 1/3 DIN			TP3
Item description	Item No.	€	
TF14 PT1000 1/3 DIN T100 050.04 L1000	69427	21,00	
TF14 PT1000 1/3 DIN T100 100.04 L1000	69434	22,20	
TF14 PT1000 1/3 DIN T100 150.04 L1000	69441	22,60	

Cable sensor -35..+100 °C – Ni1000 DIN cl. B			TP3
Item description	Item No.	€	
TF14 Ni1000 T100 050.04 L1000	73080	16,80	
TF14 Ni1000 T100 100.04 L2000	73134	19,30	
TF14 Ni1000 T100 150.04 L1000	73103	18,40	

Cable sensor -35..+100 °C – Ni1000TK5000			TP3
Item description	Item No.	€	
TF14 Ni1000TK5000 T100 050.04 L1000	73240	21,00	
TF14 Ni1000TK5000 T100 100.04 L1000	73257	22,20	
TF14 Ni1000TK5000 T100 150.04 L1000	73264	22,60	

Options	
Description	€
Add per meter of connection cable 2-wire -35..+100 °C	1,30
Connection enclosure USE-S incl. mounting base pure white	16,80
Protection class IP67 (rolled)	2,60
Add to price of NTC10k for sensor NTC10k Precon   NTC10k Carel   NTC1,8k   NTC5k   NTC20k	0,00
Add to price of NTC10k for sensor PT100 1/3 DIN	6,00

## TF14 (-50..+150 °C / -50..+180 °C)

Cable sensor -50..+150 °C – NTC10k			TP3
Item description	Item No.	€	
TF14 NTC10k T150 050.04 L1000	80408	18,60	
TF14 NTC10k T150 100.04 L1000	81443	19,80	
TF14 NTC10k T150 150.04 L1000	80484	20,20	

Cable sensor -50..+180 °C – PT100 DIN cl. B			TP3
Item description	Item No.	€	
TF14 PT100 T180 050.04 L1000	64354	20,10	
TF14 PT100 T180 100.04 L1000	78009	21,30	
TF14 PT100 T180 150.04 L1000	78016	21,70	

Cable sensor -50..+180 °C – PT100 1/3 DIN			TP3
Item description	Item No.	€	
TF14 PT100 1/3 DIN T180 050.04 L1000	78207	24,60	
TF14 PT100 1/3 DIN T180 100.04 L1000	78214	25,80	
TF14 PT100 1/3 DIN T180 150.04 L1000	78221	26,20	

Cable sensor -50..+180 °C – PT1000 DIN cl. B			TP3
Item description	Item No.	€	
TF14 PT1000 T180 050.04 L1000	78405	22,60	
TF14 PT1000 T180 100.04 L1000	78443	23,80	
TF14 PT1000 T180 150.04 L1000	78481	24,20	

Cable sensor -50..+180 °C – PT1000 1/3 DIN			TP3
Item description	Item No.	€	
TF14 PT1000 1/3 DIN T180 050.04 L1000	78603	26,50	
TF14 PT1000 1/3 DIN T180 100.04 L1000	78641	27,70	
TF14 PT1000 1/3 DIN T180 150.04 L1000	78689	28,10	

Cable sensor -50..+180 °C – Ni1000 DIN cl. B			TP3
Item description	Item No.	€	
TF14 Ni1000 T180 050.04 L1000	78795	22,30	
TF14 Ni1000 T180 100.04 L1000	78832	23,50	
TF14 Ni1000 T180 150.04 L1000	78870	23,90	

Cable sensor -50..+180 °C – Ni1000TK5000			TP3
Item description	Item No.	€	
TF14 Ni1000TK5000 T180 050.04 L1000	78993	26,50	
TF14 Ni1000TK5000 T180 100.04 L1000	79037	27,70	
TF14 Ni1000TK5000 T180 150.04 L1000	79075	28,10	

Options	
Description	€
Add per meter of connection cable 2-wire -50..+180 °C	2,20
Connection enclosure USE-S incl. mounting base pure white	16,80
Protection class IP67 (rolled)	2,60
Add to price of NTC10k for sensor NTC10k Precon   NTC10k Carel   NTC1,8k   NTC5k   NTC20k	0,00

## TF14 (-80..+250 °C)

Cable sensor -80..+250 °C – PT100 DIN cl. B			TP3
Item description	Item No.	€	
TF14 PT100 T250 050.04 L1000	95563	23,20	
TF14 PT100 T250 100.04 L1000	96126	24,00	
TF14 PT100 T250 150.04 L1000	96195	24,30	

Cable sensor -80..+250 °C – PT100 1/3 DIN			TP3
Item description	Item No.	€	
TF14 PT100 1/3 DIN T250 050.04 L1000	96775	27,70	
TF14 PT100 1/3 DIN T250 100.04 L1000	96805	28,50	
TF14 PT100 1/3 DIN T250 150.04 L1000	96843	28,80	

Cable sensor -80..+250 °C – PT1000 DIN cl. B			TP3
Item description	Item No.	€	
TF14 PT1000 T250 050.04 L1000	97185	25,70	
TF14 PT1000 T250 100.04 L1000	97239	26,50	
TF14 PT1000 T250 150.04 L1000	91510	26,80	

Cable sensor -80..+250 °C – PT1000 1/3 DIN			TP3
Item description	Item No.	€	
TF14 PT1000 1/3 DIN T250 050.04 L1000	91633	29,60	
TF14 PT1000 1/3 DIN T250 100.04 L1000	91671	30,40	
TF14 PT1000 1/3 DIN T250 150.04 L1000	91718	30,70	

Cable sensor -80..+250 °C – Ni1000 DIN cl. B			TP3
Item description	Item No.	€	
TF14 Ni1000 T250 050.04 L1000	91831	25,40	
TF14 Ni1000 T250 100.04 L1000	91879	26,20	
TF14 Ni1000 T250 150.04 L1000	91916	26,50	

Cable sensor -80..+250 °C – Ni1000TK5000			TP3
Item description	Item No.	€	
TF14 Ni1000TK5000 T250 050.04 L1000	97338	29,60	
TF14 Ni1000TK5000 T250 100.04 L1000	97376	30,40	
TF14 Ni1000TK5000 T250 150.04 L1000	97413	30,70	

Options	
Description	€
Add per meter of connection cable 2-wire -80..+250 °C	6,50
3-wire connection -80..+250 °C (3-wire)	3,50
Add per meter of connection cable 3-wire -80..+250 °C	7,40
4-wire connection -80..+250 °C (4-wire)	7,60
Add per meter of connection cable 4-wire -80..+250 °C	8,40
Connection enclosure USE-S incl. mounting base pure white	16,80
Protection class IP67 (rolled)	2,60

Accessories			
Item description	Item No.	Group	€
Mounting flange MF6 flexible (suitable for Ø=4 / 6 / 7 mm)	399098	AS2	7,55
Mounting flange MF4 brass (suitable for Ø=4 mm)	102438	AS1	6,10
Compression fittings KL4VA for Ø=4 mm with cutting ring, stainless steel	103206	AS1	15,20
Tension clamp for pipes Ø up to 110 mm with contact fluid	658911	AS1	3,20
Tension clamp for pipes Ø up to 250 mm with contact fluid	648103	AS1	5,00
Tightening strap PA (max. 85 °C) for pipes Ø up to 100 mm with contact fluid	668071	AS1	3,20



### TF14+

Cable sensor for temperature measurement in HVAC applications. Depending on the application requirements, different PVC, silicone and PTFE cables are available. A hinged cover and tool-free wiring as well as removable cable entries ensure a quick and easy installation. The TF14 with its 4 mm diameter pocket is well suited for fast response applications.

0..10 V / 4..20 mA   

Technical Data	
Measured values	temperature
Configuration	jumper
Output signal temperature	scaling analogue output: 0..+160 °C (default setting) selectable from 4 temperature ranges -50..+50   -20..+80   -15..+35   -10..+120   0..+50   0..+100   0..+160   0..+250 °C adjustable at the transducer
Power supply	TRV: 15..24 V = (±10%) SELV, 24 V ~ (±10%) SELV TRA: 15..24 V = (±10%) SELV
Power consumption	TRV: typ. 0,4 W (24 V =), 0,8 VA (24 V ~) TRA: max. 0,5 W (24 V =)
Material in touch with media	Sensor probe, Ø=4 mm, stainless steel V4A (1.4571) 16-point pressed (IP65)
Installation length	50 mm, 100 mm, 150 mm
Enclosure	USE-S, impact- and shock-resistant enclosure with quick-release cover, PC
Colour	pure white
Operating range temperature	-50..+250 °C
Protection (IP)	IP65, according to EN 60529
Connection	removable plug-in terminal, max. 2,5 mm <sup>2</sup> removable cable entry flextherm M20 for wire Ø=4,5..9 mm
Connection cable	0,14 mm <sup>2</sup> , T180: silicone, T250: PTFE
Length connection wire	1 m
Delivery content	incl. mounting base enclosure USE-S pure white incl. mounting set (screws and accessories)

<b>Cable sensor -50..+180 °C active</b>			
<b>Item description</b>	<b>Item No.</b>	<b>Group</b>	<b>€</b>
TF14+ TRV MultiRange T180 050.04 L1000	658850	TP2	80,80
TF14+ TRV MultiRange T180 100.04 L1000	658867	TP2	82,50
TF14+ TRV MultiRange T180 150.04 L1000	658874	TP2	83,00
TF14+ TRA MultiRange T180 050.04 L1000	658881	TP2	80,80
TF14+ TRA MultiRange T180 100.04 L1000	658898	TP2	82,50
TF14+ TRA MultiRange T180 150.04 L1000	658904	TP2	83,00

<b>Options</b>	
<b>Description</b>	<b>€</b>
Add per meter of connection cable 2-wire -50..+180 °C	2,20
Temperature -50..+250 °C (T250)	12,90
Add per meter of connection cable 2-wire -50..+250 °C	3,60
RS485 Modbus in enclosure USE-M with option board	84,90
RS485 BACnet (MS/TP) in enclosure USE-M with option board	84,90
Add to price of RS485 Modbus for LON FT	84,80
2x floating contact NO in enclosure USE-M with option board for 24 V ~ or 24 V = / 3 A	79,70
LCD 29x35 mm, RGB backlight in enclosure USE-M with option board	77,60
Protection class IP67 (rolled)	2,60

<b>Accessories</b>			
<b>Item description</b>	<b>Item No.</b>	<b>Group</b>	<b>€</b>
Mounting flange MF6 flexible (suitable for Ø=4 / 6 / 7 mm)	399098	AS2	7,55
Mounting flange MF4 brass (suitable for Ø=4 mm)	102438	AS1	6,10
Compression fittings KL4VA for Ø=4 mm with cutting ring, stainless steel	103206	AS1	15,20
Tension clamp for pipes Ø up to 110 mm with contact fluid	658911	AS1	3,20
Tension clamp for pipes Ø up to 250 mm with contact fluid	648103	AS1	5,00
Tightening strap PA (max. 85 °C) for pipes Ø up to 100 mm with contact fluid	668071	AS1	3,20
Mounting clip enclosure USE-S pure white	667739	AS1	5,50
Mounting base enclosure USE-S pure white	667722	AS1	6,50
Cable entry M20 USE white, sealing insert Flextherm Ø=4,5..9 mm (4 pcs)	752626	AS1	12,00
Sealing insert M20 USE white, Flextherm Ø=4,5..9 mm (10 pcs)	752206	AS1	12,00
Sealing insert M20 USE white, 2x Ø=7 mm (10 pcs)	641333	AS1	12,00
Cable entry M25 USE white, sealing insert 4x Ø=7 mm (4 pcs)	641364	AS1	12,00

**PR25**

Contact sensor with connection cable and aluminum prism for temperature measurement (cold or hot water) on pipes and other suitable surfaces.

**Technical Data**

<b>Measured values</b>	temperature
<b>Material in touch with media</b>	Sensor probe, Ø=11/15 mm, aluminium, hex pressed (IP65)
<b>Installation length</b>	28 mm
<b>Protection (IP)</b>	IP65, according to EN 60529
<b>Connection cable</b>	0,25 mm <sup>2</sup> , <b>T100</b> : PVC, <b>T180</b> : silicone
<b>Length connection wire</b>	1 m

**Contact Sensor -35..+100 °C passive**

Item description	Item No.	Group	€
PR25 PT100 T100 L1000	81696	TP2	21,60
PR25 PT100 1/3 DIN T100 L1000	94771	TP2	26,10
PR25 PT1000 T100 L1000	94894	TP2	24,10
PR25 PT1000 1/3 DIN T100 L1000	94931	TP2	28,00
PR25 Ni1000 T100 L1000	94979	TP2	23,80
PR25 Ni1000TK5000 T100 L1000	95686	TP2	28,00
PR25 NTC10k T100 L1000	95808	TP2	20,10
PR25 NTC10k Precon T100 L1000	95846	TP2	20,10
PR25 NTC5k T100 L1000	95761	TP2	20,10
PR25 NTC20k T100 L1000	362641	TP2	20,10
PR25 NTC1,8k T100 L1000	287128	TP2	20,10
PR25 KTY81-110 T100 L1000	95884	TP2	17,50
PR25 KTY81-121 T100 L1000	95921	TP2	17,50
PR25 KTY81-210 T100 L1000	96003	TP2	17,50
PR25 LM235Z T100 L1000	96089	TP2	22,10


<b>Options</b>	
<b>Description</b>	<b>€</b>
Add per meter of connection cable 2-wire -35..+100 °C	1,30
3-wire connection -35..+100 °C (3-wire)	2,20
Add per meter of connection cable 3-wire -35..+100 °C	1,50
4-wire connection -35..+100 °C (4-wire)	6,50
Add per meter of connection cable 4-wire -35..+100 °C	1,80
Temperature -50..+180 °C (T180)	4,50
Add per meter of connection cable 2-wire -50..+180 °C	2,20
3-wire connection -50..+180 °C (3-wire)	2,40
Add per meter of connection cable 3-wire -50..+180 °C	3,10
4-wire connection -50..+180 °C (4-wire)	6,50
Add per meter of connection cable 4-wire -50..+180 °C	3,70
Connection enclosure USE-S incl. mounting base pure white	16,80
Add to price of NTC10k for sensor NTC10k Carel	0,00

<b>Accessories</b>			
<b>Item description</b>	<b>Item No.</b>	<b>Group</b>	<b>€</b>
Syringe thermal contact fluid	102308	AS1	1,75
Tension clamp for pipes Ø up to 110 mm with contact fluid	658911	AS1	3,20
Tension clamp for pipes Ø up to 250 mm with contact fluid	648103	AS1	5,00
Tightening strap PA (max. 85 °C) for pipes Ø up to 100 mm with contact fluid	668071	AS1	3,20



**PR25+**

Contact sensor with connection cable and aluminum prism for temperature measurement (cold or hot water) on pipes and other suitable surfaces.



0..10 V / 4..20 mA   LON

**Technical Data**

<b>Measured values</b>	temperature
<b>Configuration</b>	jumper
<b>Output signal temperature</b>	scaling analogue output: 0..+160 °C (default setting) selectable from 4 temperature ranges -50..+50   -20..+80   -15..+35   -10..+120   0..+50   0..+100   0..+160   0..+250 °C adjustable at the transducer
<b>Power supply</b>	15..24 V = (±10%) SELV, 24 V ~ (±10%) SELV
<b>Power consumption</b>	typ. 0,4 W (24 V =), 0,8 VA (24 V ~) max. 0,5 W (24 V =)
<b>Material in touch with media</b>	Sensor probe, Ø=11/15 mm, aluminium, hex pressed (IP65)
<b>Installation length</b>	28 mm
<b>Enclosure</b>	USE-S, impact- and shock-resistant enclosure with quick-release cover, PC
<b>Colour</b>	pure white
<b>Operating range temperature</b>	-50..+180 °C
<b>Protection (IP)</b>	IP65, according to EN 60529
<b>Connection</b>	removable plug-in terminal, max. 2,5 mm <sup>2</sup> removable cable entry flextherm M20 for wire Ø=4,5..9 mm
<b>Connection cable</b>	PVC, silicone, 0,25 mm <sup>2</sup>
<b>Length connection wire</b>	1 m
<b>Delivery content</b>	incl. mounting base enclosure USE-S pure white incl. fixing kit rawlplugs and screws (2x each)

<b>Contact Sensor -50..+180 °C active</b>			
<b>Item description</b>	<b>Item No.</b>	<b>Group</b>	<b>€</b>
PR25+ TRV MultiRange T180 L1000	658782	TP2	87,40
PR25+ TRA MultiRange T180 L1000	658799	TP2	87,40

<b>Options</b>	
<b>Description</b>	<b>€</b>
Add per meter of connection cable 2-wire -50..+180 °C	2,20
RS485 Modbus in enclosure USE-M with option board	84,90
RS485 BACnet (MS/TP) in enclosure USE-M with option board	84,90
Add to price of RS485 Modbus for LON FT	84,80
2x floating contact NO in enclosure USE-M with option board for 24 V ~ or 24 V = / 3 A	79,70
LCD 29x35 mm, RGB backlight in enclosure USE-M with option board	77,60

<b>Accessories</b>			
<b>Item description</b>	<b>Item No.</b>	<b>Group</b>	<b>€</b>
Syringe thermal contact fluid	102308	AS1	1,75
Tension clamp for pipes Ø up to 110 mm with contact fluid	658911	AS1	3,20
Tension clamp for pipes Ø up to 250 mm with contact fluid	648103	AS1	5,00
Tightening strap PA (max. 85 °C) for pipes Ø up to 100 mm with contact fluid	668071	AS1	3,20
Mounting clip enclosure USE-S pure white	667739	AS1	5,50
Mounting base enclosure USE-S pure white	667722	AS1	6,50
Cable entry M20 USE white, sealing insert Flextherm Ø=4,5..9 mm (4 pcs)	752626	AS1	12,00
Sealing insert M20 USE white, Flextherm Ø=4,5..9 mm (10 pcs)	752206	AS1	12,00
Sealing insert M20 USE white, 2x Ø=7 mm (10 pcs)	641333	AS1	12,00
Cable entry M25 USE white, sealing insert 4x Ø=7 mm (4 pcs)	641364	AS1	12,00



## OF14

Surface-mounted sensor for temperature measurement on glass or similar surfaces. Designed for connecting to controls and display systems.

### Technical Data

Measured values	temperature
Material in touch with media	Sensor probe, aluminium, 35x10x6 mm
Installation length	35 mm
Operating range temperature	-35..+70 °C
Protection (IP)	IP65, according to EN 60529
Connection cable	PVC, 0,25 mm <sup>2</sup>
Length connection wire	1 m
Mounting	surface mounting due to self-adhesive sensor surface

### Contact Sensor -35..+70 °C passive

Item description	Item No.	Group	€
OF14 PT100 L1000	132596	TP2	37,00
OF14 PT100 1/3 DIN L1000	167307	TP2	41,50
OF14 PT1000 L1000	114851	TP2	39,50
OF14 PT1000 1/3 DIN L1000	219303	TP2	43,40
OF14 Ni1000 L1000	113922	TP2	39,20
OF14 Ni1000TK5000 L1000	141864	TP2	43,40
OF14 NTC10k L1000	190367	TP2	35,50
OF14 NTC10k Precon L1000	165006	TP2	35,50
OF14 NTC5k L1000	351263	TP2	35,50
OF14 NTC20k L1000	147736	TP2	35,50
OF14 NTC1,8k L1000	356541	TP2	35,50
OF14 LM235Z L1000	216760	TP2	37,50

### Options

Description	€
Add per meter of connection cable 2-wire -35..+100 °C	1,30
Connection enclosure USE-S incl. mounting base pure white	16,80
Add to price of NTC10k for sensor NTC10k Carel	0,00

## OF14+

Surface-mounted sensor for temperature measurement on glass or similar surfaces. Designed for connecting to controls and display systems.



0..10 V / 4..20 mA   

Technical Data	
Measured values	temperature
Configuration	jumper
Output signal temperature	scaling analogue output: 0..+50 °C (default setting) selectable from 4 temperature ranges -50..+50   -20..+80   -15..+35   -10..+120   0..+50   0..+100   0..+160   0..+250 °C adjustable at the transducer
Power supply	<b>TRV:</b> 15..24 V = (±10%) SELV, 24 V ~ (±10%) SELV <b>TRA:</b> 15..24 V = (±10%) SELV
Power consumption	<b>TRV:</b> typ. 0,4 W (24 V =), 0,8 VA (24 V ~) <b>TRA:</b> max. 0,5 W (24 V =)
Material in touch with media	Sensor probe, aluminium, 35x10x6 mm
Installation length	35 mm
Enclosure	USE-S, impact- and shock-resistant enclosure with quick-release cover, PC
Colour	pure white
Operating range temperature	-35..+70 °C
Protection (IP)	IP65, according to EN 60529
Connection	removable cable entry flextherm M20 for wire Ø=4,5..9 mm, removable plug-in terminal, max. 2,5 mm <sup>2</sup>
Connection cable	PVC, 0,25 mm <sup>2</sup>
Length connection wire	1 m
Mounting	surface mounting due to self-adhesive sensor surface
Delivery content	incl. mounting base enclosure USE-S pure white incl. mounting set (screws and accessories)

**Contact Sensor -35..+70 °C active**

Item description	Item No.	Group	€
OF14+ TRV3 L1000	658812	TP2	103,60
OF14+ TRA3 L1000	658836	TP2	103,60

**Options**

Description	€
Add per meter of connection cable 2-wire -35..+100 °C	1,30
RS485 Modbus in enclosure USE-M with option board	84,90
RS485 BACnet (MS/TP) in enclosure USE-M with option board	84,90
Add to price of RS485 Modbus for LON FT	84,80
2x floating contact NO in enclosure USE-M with option board for 24 V ~ or 24 V = / 3 A	79,70
LCD 29x35 mm, RGB backlight in enclosure USE-M with option board	77,60

**Accessories**


Item description	Item No.	Group	€
Mounting clip enclosure USE-S pure white	667739	AS1	5,50
Mounting base enclosure USE-S pure white	667722	AS1	6,50
Mounting kit universal for enclosure USE	698511	AS1	10,40

## VFG54+


Contact sensor for temperature measurement (cold or hot water) on pipes and other curved surfaces. Spring-loaded brass contact sensor for a fast response. Models with a relay output for a 2-point controller or a 2-stage 2-point controller and color-changing LCD allow for a wide range of applications. A hinged cover and tool-free wiring as well as removable cable entries ensure a quick and easy installation.



VFG54+



VFG54+ relay / BUS



VFG54+ LCD

passive / 0..10 V / 4..20 mA   

### Technical Data

Measured values	temperature
Configuration	USEapp, uConfig, BUS, jumper, DIP switches (depending on type)
Network technology	RS485 Modbus, RS485 BACnet (MS/TP), LON FT (free topology)
Output signal temperature	scaling analogue output: <b>TRV/TRA:</b> 0..+100 °C (default setting) <b>Relay/LCD/BUS:</b> -20..+80 °C (default setting) selectable from 4 temperature ranges -50..+50   -20..+80   -15..+35   -10..+120   0..+50   0..+100   0..+160   0..+250 °C adjustable at the transducer, optionally configurable
Power supply	<b>TRV/Basic:</b> 15..24 V = ( $\pm 10\%$ ) SELV, 24 V ~ ( $\pm 10\%$ ) SELV <b>TRA:</b> 15..24 V = ( $\pm 10\%$ ) SELV <b>Relay/LCD/BUS:</b> 15..35 V = SELV, 19..29 V ~ SELV
Power consumption	<b>TRV:</b> typ. 0,4 W (24 V =), 0,8 VA (24 V ~) <b>TRA:</b> typ. 0,5 W (24 V =) <b>Basic:</b> max. 0,7 W (24 V =), 1,8 VA (24 V ~) <b>Relay/LCD/BUS:</b> max. 2,5 W (24 V =), 4,3 VA (24 V ~)
Material in touch with media	Sensor probe, brass, spring loaded sensor
Display	LCD 29x35 mm, RGB backlight, with traffic light function, threshold values configurable, optionally configurable via app or uConfig
Enclosure	<b>TRV/TRA/Basic:</b> USE-S, impact- and shock-resistant enclosure with quick-release cover, PC <b>Relay/LCD/BUS:</b> USE-M, impact- and shock-resistant enclosure with quick-release cover, PC
Colour	pure white, transparent cover
Operating range temperature	-35..+120 °C
Protection (IP)	IP65, according to EN 60529

## Technical Data

	removable plug-in terminal, max. 2,5 mm <sup>2</sup> BUS max. 1,5 mm <sup>2</sup> , relay max. 1,5 mm <sup>2</sup> <b>TRV/TRA/Basic:</b>
<b>Connection</b>	removable cable entry flextherm M20 for wire Ø=4,5..9 mm <b>Relay/LCD/BUS:</b> removable cable entry M25 with fourfold cable entry for wire with max. Ø=7 mm
<b>Mounting</b>	along the pipe or sideways

## Contact Sensor -35..+120 °C passive

Item description	Item No.	On stock	Group	€
VFG54+ PT100	620642		TP3	23,20
VFG54+ PT100 1/3 DIN	620659		TP3	27,70
VFG54+ PT1000	620666	●	TP3	25,70
VFG54+ PT1000 1/3 DIN	620598		TP3	29,60
VFG54+ Ni1000	620611	●	TP3	25,40
VFG54+ Ni1000TK5000	620628	●	TP3	29,60
VFG54+ NTC10k	620604	●	TP3	21,70
VFG54+ NTC10k Precon	620673		TP3	21,70
VFG54+ NTC5k	624244		TP3	21,70
VFG54+ NTC20k	620680		TP3	21,70
VFG54+ NTC1,8k	643832		TP3	21,70
VFG54+ LM235Z	620635		TP3	23,70
VFG54+ KTY81-110	620697		TP3	19,10
VFG54+ KTY81-121	620703		TP3	19,10
VFG54+ KTY81-122	620710		TP3	19,10
VFG54+ KTY81-210	620727		TP3	19,10

## Options

Description	€
3-wire connection (3-wire)	2,40
4-wire connection (4-wire)	6,50
Add to price of NTC10k for sensor NTC10k Carel	0,00

## Accessories

Item description	Item No.	Group	€
Tension clamp for pipes Ø up to 110 mm with contact fluid	658911	AS1	3,20
Tension clamp for pipes Ø up to 250 mm with contact fluid	648103	AS1	5,00
Tightening strap PA (max. 85 °C) for pipes Ø up to 100 mm with contact fluid	668071	AS1	3,20

## VFG54+ active

Contact sensor temperature active				
Item description	USEapp	Item No.	Group	€
VFG54+ TRV MultiRange		620741	TP2	84,30
VFG54+ TRA MultiRange		620758	TP2	84,30
VFG54+ TRV MultiRange relay	✓	662994	TP2	131,50

Contact sensor temperature active LCD				
Item description	USEapp	Item No.	Group	€
VFG54+ LCD TRV MultiRange	✓	663014	TP2	129,40
VFG54+ LCD TRA MultiRange	✓	663021	TP2	129,40
VFG54+ LCD TRV MultiRange relay	✓	663038	TP2	176,60

## VFG54+ BUS

Contact sensor temperature BUS				
Item description	USEapp	Item No.	Group	€
VFG54+ Basic RS485 Modbus		747806	TP2	84,30
VFG54+ RS485 BACnet (MS/TP)	✓	699709	TP2	134,60
VFG54+ LCD RS485 BACnet (MS/TP)	✓	699716	TP2	179,70
VFG54+ RS485 Modbus	✓	663045	TP2	134,60
VFG54+ LCD RS485 Modbus	✓	663052	TP2	179,70

Accessories				
Item description	Item No.	Group	€	
Tension clamp for pipes Ø up to 110 mm with contact fluid	658911	AS1	3,20	
Tension clamp for pipes Ø up to 250 mm with contact fluid	648103	AS1	5,00	
Tightening strap PA (max. 85 °C) for pipes Ø up to 100 mm with contact fluid	668071	AS1	3,20	
BLE dongle with micro-USB for devices USE-M / USE-L / NOVOS / thanos EVO	668262	NET	31,30	
USB interface for devices USE-M / USE-L / NOVOS / thanos EVO / SR06 LCD	597838	AS1	38,50	
Cable entry M20 USE white, sealing insert Flextherm Ø=4,5..9 mm (4 pcs)	752626	AS1	12,00	
Sealing insert M20 USE white, Flextherm Ø=4,5..9 mm (10 pcs)	752206	AS1	12,00	
Sealing insert M20 USE white, 2x Ø=7 mm (10 pcs)	641333	AS1	12,00	
Cable entry M25 USE white, sealing insert 4x Ø=7 mm (4 pcs)	641364	AS1	12,00	



## AF25

Contact sensor with connection cable and brass strap for surface temperature measurement (cold or hot water) on pipes and other curved surfaces.



### Technical Data

<b>Measured values</b>	temperature
<b>Material in touch with media</b>	Sensor probe, $\varnothing=6$ mm, brass, with contact tongue 16-point pressed (IP65)
<b>Installation length</b>	35
<b>Operating range temperature</b>	-50..+135 °C
<b>Protection (IP)</b>	IP65, according to EN 60529
<b>Connection cable</b>	0,25 mm <sup>2</sup> , <b>T100</b> : PVC, <b>T135</b> : silicone
<b>Length connection wire</b>	1 m

### Contact Sensor -35..+100 °C passive

Item description	Item No.	Group	€
AF25 PT100 T100 L1000	81610	TP3	15,30
AF25 PT100 1/3 DIN T100 L1000	46411	TP3	19,80
AF25 PT1000 T100 L1000	54263	TP3	17,80
AF25 PT1000 1/3 DIN T100 L1000	54300	TP3	21,70
AF25 Ni1000 T100 L1000	54348	TP3	17,50
AF25 Ni1000TK5000 T100 L1000	54386	TP3	21,70
AF25 NTC10k T100 L1000	92005	TP3	13,80
AF25 NTC10k Precon T100 L1000	92043	TP3	13,80
AF25 NTC5k T100 L1000	54461	TP3	13,80
AF25 NTC20k T100 L1000	141994	TP3	13,80
AF25 NTC1,8k T100 L1000	241687	TP3	13,80
AF25 LM235Z T100 L1000	715270	TP3	15,80

<b>Options</b>	
<b>Description</b>	<b>€</b>
Add per meter of connection cable 2-wire -35..+100 °C	1,30
3-wire connection -35..+100 °C (3-wire)	2,20
Add per meter of connection cable 3-wire -35..+100 °C	1,50
4-wire connection -35..+100 °C (4-wire)	6,50
Add per meter of connection cable 4-wire -35..+100 °C	1,80
Temperature -50..+135 °C (T135)	4,50
Add per meter of connection cable 2-wire -50..+135 °C	2,20
3-wire connection -50..+135 °C (3-wire)	2,40
Add per meter of connection cable 3-wire -50..+135 °C	3,10
4-wire connection -50..+135 °C (4-wire)	6,50
Add per meter of connection cable 4-wire -50..+135 °C	3,70
Connection enclosure USE-S incl. mounting base pure white	16,80
Add to price of NTC10k for sensor NTC10k Carel	0,00

<b>Accessories</b>			
<b>Item description</b>	<b>Item No.</b>	<b>Group</b>	<b>€</b>
Tension clamp for pipes Ø up to 110 mm with contact fluid	658911	AS1	3,20
Tension clamp for pipes Ø up to 250 mm with contact fluid	648103	AS1	5,00
Tightening strap PA (max. 85 °C) for pipes Ø up to 100 mm with contact fluid	668071	AS1	3,20
Mounting clip enclosure USE-S pure white	667739	AS1	5,50
Mounting base enclosure USE-S pure white	667722	AS1	6,50



## AF25+

Contact sensor in the USE enclosure with connection cable and brass lug for surface temperature measurement (cold or hot water) on pipes and other curved surfaces.

0..10 V / 4..20 mA   LON

Technical Data	
Measured values	temperature
Configuration	USEapp, uConfig, BUS, jumper (depending on type)
Network technology	RS485 Modbus, RS485 BACnet (MS/TP), LON FT (free topology)
Output signal temperature	scaling analogue output: 0..+160 °C (default setting) selectable from 4 temperature ranges -50..+50   -20..+80   -15..+35   -10..+120   0..+50   0..+100   0..+160   0..+250 °C adjustable at the transducer, optionally configurable
Power supply	<b>TRV:</b> 15..24 V = (±10%) SELV, 24 V ~ (±10%) SELV <b>TRA:</b> 15..24 V = (±10%) SELV <b>Relay/LCD/BUS:</b> 15..35 V = SELV, 19..29 V ~ SELV
Power consumption	<b>TRV:</b> typ. 0,4 W (24 V =), 0,8 VA (24 V ~) <b>TRA:</b> typ. 0,5 W (24 V =) <b>Relay/LCD/BUS:</b> max. 2,5 W (24 V =), 4,3 VA (24 V ~)
Material in touch with media	Sensor probe, Ø=6 mm, brass, with contact tongue 16-point pressed (IP65)
Installation length	35 mm
Display	LCD 29x35 mm, RGB backlight, with traffic light function, threshold values configurable, optionally configurable via app or uConfig
Enclosure	<b>TRV/TRA:</b> USE-S, impact- and shock-resistant enclosure with quick-release cover, PC <b>Relay/LCD/BUS:</b> USE-M, impact- and shock-resistant enclosure with quick-release cover, PC
Colour	pure white, <b>LCD:</b> transparent cover
Operating range temperature	-50..+135 °C
Protection (IP)	IP65, according to EN 60529
Connection	removable plug-in terminal, max. 2,5 mm <sup>2</sup> , BUS max. 1,5 mm <sup>2</sup> <b>TRV/TRA:</b> removable cable entry flextherm M20 for wire Ø=4,5..9 mm <b>Relay/LCD/BUS:</b> removable cable entry M25 with fourfold cable entry for wire with max. Ø=7 mm
Connection cable	PVC, 0,25 mm <sup>2</sup>
Length connection wire	1 m
Delivery content	incl. mounting set (screws and accessories) <b>TRV/TRA:</b> incl. mounting base enclosure USE-S pure white <b>Relay/LCD/BUS:</b> incl. mounting base enclosure USE-M pure white

<b>Contact sensor temperature active 0..10 (0..5) V   4..20 mA</b>			
<b>Item description</b>	<b>Item No.</b>	<b>Group</b>	<b>€</b>
AF25+ TRV MultiRange T135 L1000	658751	TP2	83,30
AF25+ TRA MultiRange T135 L1000	658768	TP2	83,30

<b>Options</b>	
<b>Description</b>	<b>€</b>
Add per meter of connection cable 2-wire -50..+135 °C	2,20
RS485 Modbus in enclosure USE-M with option board	84,90
RS485 BACnet (MS/TP) in enclosure USE-M with option board	84,90
Add to price of RS485 Modbus for LON FT	84,80
2x floating contact NO in enclosure USE-M with option board for 24 V ~ or 24 V = / 3 A	79,70
LCD 29x35 mm, RGB backlight in enclosure USE-M with option board	77,60

<b>Accessories</b>			
<b>Item description</b>	<b>Item No.</b>	<b>Group</b>	<b>€</b>
Tension clamp for pipes Ø up to 110 mm with contact fluid	658911	AS1	3,20
Tension clamp for pipes Ø up to 250 mm with contact fluid	648103	AS1	5,00
Tightening strap PA (max. 85 °C) for pipes Ø up to 100 mm with contact fluid	668071	AS1	3,20
Mounting clip enclosure USE-S pure white	667739	AS1	5,50
Mounting base enclosure USE-S pure white	667722	AS1	6,50
Cable entry M20 USE white, sealing insert Flextherm Ø=4,5..9 mm (4 pcs)	752626	AS1	12,00
Sealing insert M20 USE white, Flextherm Ø=4,5..9 mm (10 pcs)	752206	AS1	12,00
Sealing insert M20 USE white, 2x Ø=7 mm (10 pcs)	641333	AS1	12,00
Cable entry M25 USE white, sealing insert 4x Ø=7 mm (4 pcs)	641364	AS1	12,00

# Frost Protection Condensation Leakage

Our frost protection thermostats, condensation monitors and leakage sensors protect sensitive electronics from leakage damages, which often result in expensive system failures or even dropouts.



## Condensation Sensors

WK02+	Condensation, temperature, humidity	378
WK01+	Condensation	380

## Leakage Detectors

LS02+	Leakage	382
LS02+ ext.	Leakage	383
LS02+ flex	Leakage	385

## Frost Protection Thermostats

TFR	Temperature	387
TFRe	Temperature	388

**WK02+**

Condensation sensor with an LED signal and a relay output to prevent condensation on chilled surfaces. For control and monitoring applications or connection to cooling valves to stop the flow of chilled water flow upon condensation. The ,ext.' model uses a 2m remote sensor for a more flexible installation.



Technical Data	
Measured values	temperature, relative humidity, absolute humidity, enthalpy, dew point, condensation
Configuration	USEapp, BUS, DIP switches (depending on type)
Network technology	RS485 Modbus, RS485 BACnet (MS/TP), LON FT (free topology)
Output signal temperature	scaling analogue output, 0..+50 °C (default setting) selectable from 4 temperature ranges -40..+60   0..+50   -20..+80   -15..+35 °C optionally configurable
Measuring range humidity	0..100% rH non-condensing, 0..85 KJ/kg enthalpy, 0..50   0..80 g/m <sup>3</sup> absolute humidity, 0..+50   -20..+80 °C dew point, optionally configurable
Power supply	<b>24 V:</b> 15..24 V = (±10%) SELV, 24 V ~ (±10%) SELV <b>230 V:</b> 230 V ~ (±10%)
Power consumption	<b>24 V:</b> typ. 0,8 W (24 V =), 1,6 VA (24 V ~) <b>230 V:</b> typ. 3,5 W (230 V ~)
Display	LCD 29x35 mm, RGB backlight LED green – power supply OK, LED red – condensation
Enclosure	USE-L, impact- and shock-resistant enclosure with quick-release cover, PC
Colour	pure white, transparent cover
Operating range temperature	0..+50 °C
Protection (IP)	IP65, according to EN 60529
Connection	removable plug-in terminal, max. 2,5 mm <sup>2</sup> , BUS max. 1,5 mm <sup>2</sup> removable cable entry M25 with fourfold cable entry for wire with max. Ø=7 mm
Connection cable	PVC, 0,25 mm <sup>2</sup> , white

**Technical Data**

**Length connection wire** 2 m

**Delivery content**

incl. mounting base enclosure USE-L pure white  
 incl. mounting set (screws and accessories)  
 incl. cable tie 140x3,6 mm  
 incl. syringe thermal contact fluid 2 ml

**Condensation sensor active 24 V**

Item description	USEapp	Item No.	Group	€
WK02+ ext. 24 V L2000	✓	737180	HU2	198,20

**Condensation sensor active 230 V**

Item description	USEapp	Item No.	Group	€
WK02+ ext. 230 V L2000	✓	737197	HU2	215,80

**Condensation sensor RS485 Modbus 24 V**

Item description	USEapp	Item No.	Group	€
WK02+ ext. 24 V L2000 RS485 Modbus	✓	744355	HU2	248,50

**Options**

Description	€
RS485 BACnet (MS/TP)	50,30
Add to price of RS485 Modbus for LON FT	84,80
LCD 29x35 mm, RGB backlight	45,10

**Accessories**


Item description	Item No.	Group	€
Mounting base enclosure USE-L pure white	668361	AS1	13,00
Mounting kit universal for enclosure USE	698511	AS1	10,40
BLE dongle with micro-USB for devices USE-M / USE-L / NOVOS / thanos EVO	668262	NET	31,30
Cable entry M20 USE white, sealing insert Flextherm Ø=4,5..9 mm (4 pcs)	752626	AS1	12,00
Sealing insert M20 USE white, Flextherm Ø=4,5..9 mm (10 pcs)	752206	AS1	12,00
Sealing insert M20 USE white, 2x Ø=7 mm (10 pcs)	641333	AS1	12,00
Cable entry M25 USE white, sealing insert 4x Ø=7 mm (4 pcs)	641364	AS1	12,00

## WK01+

Condensation sensor with an LED signal and a relay output for condensation detection on chilled surfaces. For control and monitoring applications or connection to cooling valves to stop the flow of chilled water upon condensation detection. The ,ext.' model uses a 2 m remote sensor for a more flexible installation.



WK01+ 24 V



WK01+ ext. 230 V

### Technical Data

Measured values	condensation
Power supply	<b>24 V:</b> 15..24 V = ( $\pm 10\%$ ) SELV, 24 V ~ ( $\pm 10\%$ ) SELV <b>230 V:</b> 230 V ~ ( $\pm 10\%$ )
Power consumption	<b>24 V:</b> typ. 0,8 W (24 V =), 1,6 VA (24 V ~) <b>230 V:</b> typ. 3,5 W (230 V ~)
Display	LED green – power supply OK, LED red – condensation
Enclosure	<b>24 V:</b> USE-S, impact- and shock-resistant enclosure with quick-release cover, PC <b>230 V:</b> USE-L, impact- and shock-resistant enclosure with quick-release cover, PC
Colour	pure white, transparent cover
Operating range temperature	<b>24 V:</b> 0..+50 °C <b>230 V:</b> -20..+60 °C
Protection (IP)	IP65, according to EN 60529
Connection	removable cable entry flextherm M20 for wire $\varnothing=4,5..9$ mm removable plug-in terminal, max. 2,5 mm <sup>2</sup>
Connection cable	PVC, 0,25 mm <sup>2</sup> , grey
Length connection wire	2 m
Delivery content	incl. mounting set (screws and accessories) incl. cable tie 140x3,6 mm incl. syringe thermal contact fluid 2 ml <b>24 V:</b> incl. mounting base enclosure USE-S pure white <b>230 V:</b> incl. mounting base enclosure USE-L pure white
Notes	flush-mounted type WK01 UP available in various switch ranges



**Condensation sensor 24 V**

Item description	Item No.	Group	€
WK01+ 24 V	659215	HU2	110,90

**Condensation sensor 24 V | 230 V**

Item description	Item No.	Group	€
WK01+ ext. 24 V L2000	659222	HU2	127,80
WK01+ ext. 230 V L2000	659246	HU2	176,10

**Accessories**

Item description	Item No.	Group	€
Mounting base enclosure USE-S pure white	667722	AS1	6,50
Mounting base enclosure USE-L pure white	668361	AS1	13,00
Mounting kit universal for enclosure USE	698511	AS1	10,40
Syringe thermal contact fluid	102308	AS1	1,75
Cable entry M20 USE white, sealing insert Flextherm Ø=4,5..9 mm (4 pcs)	752626	AS1	12,00
Sealing insert M20 USE white, Flextherm Ø=4,5..9 mm (10 pcs)	752206	AS1	12,00
Sealing insert M20 USE white, 2x Ø=7 mm (10 pcs)	641333	AS1	12,00
Cable entry M25 USE white, sealing insert 4x Ø=7 mm (4 pcs)	641364	AS1	12,00



LS02+

## LS02+

Leakage detector with relay output and two signalling LEDs designed for alarm, control and monitoring applications of containers, false floors, suspended ceilings or rooms for preventing unintended ingress of water. The sensor can be adjusted to different heights so that the response time of the sensor can be adapted to the water level that is to be detected.

Technical Data	
Measured values	leakage
Output switch contact	changeover contact, 1 A resistive load, max. 24 V, floating
Power supply	15..24 V = ( $\pm 10\%$ ) SELV, 24 V ~ ( $\pm 10\%$ ) SELV
Power consumption	typ. 0,6 W (24 V =), 1,5 VA (24 V ~)
Material in touch with media	stainless steel V2A (1.4305)
Display	LED green – power supply OK, LED red – alarm, leakage detected
Enclosure	USE-S, impact- and shock-resistant enclosure with quick-release cover, PC
Colour	pure white, transparent cover
Operating range temperature	-35..+90 °C
Protection (IP)	IP65, according to EN 60529
Connection	removable cable entry flextherm M20 for wire $\varnothing=4,5..9$ mm removable plug-in terminal, max. 2,5 mm <sup>2</sup>
Mounting	level compensation through adjustable contacts
Delivery content	incl. mounting base enclosure USE-S pure white incl. fixing kit rawlplugs and screws (2x each)

Leakage detector detector electrodes			
Item description	Item No.	Group	€
LS02+	659253	HU2	103,20

Accessories			
Item description	Item No.	Group	€
Mounting base enclosure USE-S pure white	667722	AS1	6,50
Mounting kit universal for enclosure USE	698511	AS1	10,40
Fixing kit rawlplugs and screws (2x each)	660945	AS1	1,05
Cable entry M20 USE white, sealing insert Flextherm $\varnothing=4,5..9$ mm (4 pcs)	752626	AS1	12,00
Sealing insert M20 USE white, Flextherm $\varnothing=4,5..9$ mm (10 pcs)	752206	AS1	12,00
Sealing insert M20 USE white, 2x $\varnothing=7$ mm (10 pcs)	641333	AS1	12,00
Cable entry M25 USE white, sealing insert 4x $\varnothing=7$ mm (4 pcs)	641364	AS1	12,00

## LS02+ ext.

Leakage detector with relay output and two signalling LEDs designed for alarm, control and monitoring applications of containers, false floors, suspended ceilings or rooms for preventing unintended ingress of water. The remote sensor element enables flexible mounting. This allows the leakage detector to be individually adapted to the existing installation situation or leakage height to be detected. A potential-free switching contact is used for communication with the higher-level control system.



LS02+ ext.

Technical Data	
Measured values	leakage
Configuration	USEapp
Output switch contact	changeover contact, 1 A resistive load, max. 24 V, floating
Power supply	15..24 V = ( $\pm 10\%$ ) SELV, 24 V ~ ( $\pm 10\%$ ) SELV
Power consumption	typ. 0,8 W (24 V =), 1,5 VA (24 V ~)
Material in touch with media	stainless steel V4A (1.4401)
Display	LED green – power supply OK LED red – alarm, leakage detected
Enclosure	USE-S, impact- and shock-resistant enclosure with quick-release cover, PC
Colour	pure white, transparent cover
Operating range temperature	-35..+90 °C
Protection (IP)	IP65, according to EN 60529
Connection	removable cable entry flextherm M20 for wire $\varnothing=4,5..9$ mm removable plug-in terminal, max. 2,5 mm <sup>2</sup>
Connection cable	PVC, 0,25 mm <sup>2</sup>
Length connection wire	5 m
Mounting	level compensation through spring contacts
Delivery content	incl. mounting base enclosure USE-S pure white incl. mounting set (screws and accessories) incl. fixing kit rawplugs and screws (2x each)

<b>Leakage detector detector electrodes</b>				
<b>Item description</b>	<b>USEapp</b>	<b>Item No.</b>	<b>Group</b>	<b>€</b>
LS02+ ext. L5000	✓	765725	HU2	120,40

<b>Accessories</b>				
<b>Item description</b>	<b>Item No.</b>	<b>Group</b>	<b>€</b>	
Mounting base enclosure USE-S pure white	667722	AS1	6,50	
Mounting kit universal for enclosure USE	698511	AS1	10,40	
Fixing kit rawlplugs and screws (2x each)	660945	AS1	1,05	
Cable entry M20 USE white, sealing insert Flextherm Ø=4,5..9 mm (4 pcs)	752626	AS1	12,00	
Sealing insert M20 USE white, Flextherm Ø=4,5..9 mm (10 pcs)	752206	AS1	12,00	
Sealing insert M20 USE white, 2x Ø=7 mm (10 pcs)	641333	AS1	12,00	
Cable entry M25 USE white, sealing insert 4x Ø=7 mm (4 pcs)	641364	AS1	12,00	

## LS02+ flex

Leakage detector LS02+ flex with relay output and two signalling LEDs designed for alarm, control and monitoring applications of containers, false floors, suspended ceilings or rooms for preventing unintended ingress of water. The type flex detects water or liquid intrusion over the entire length of the sensor rod. A potential-free switching contact is used for communication with the higher-level control system. Thanks to the compact design of the sensor rod, the sensor can be mounted in a variety of places (floors, ceilings, etc.) to save space. The sophisticated and highly flexible insulation braiding also allows direct mounting on water-bearing pipe systems. The sensor rod can easily be shortened on site.



### Technical Data

Measured values	leakage
Configuration	USEapp
Output switch contact	changeover contact, 1 A resistive load, max. 24 V, floating
Power supply	15..24 V = ( $\pm 10\%$ ) SELV, 24 V ~ ( $\pm 10\%$ ) SELV
Power consumption	typ. 0,6 W (24 V =), 1,6 VA (24 V ~)
Material in touch with media	Sensor rod, PVC sheathed with PBT braiding
Installation length	2000 mm, 5000 mm, 20000 mm, 30000 mm
Display	LED green – power supply OK LED red – alarm, leakage detected
Enclosure	USE-S, impact- and shock-resistant enclosure with quick-release cover, PC
Colour	pure white, transparent cover
Operating range temperature	-20..+60 °C
Protection (IP)	IP65, according to EN 60529
Connection	removable cable entry flextherm M20 for wire $\varnothing=4,5..9$ mm removable plug-in terminal, max. 2,5 mm <sup>2</sup>
Mounting	additional fixation of the sensor rod possible with adhesive pads (see accessories)
Delivery content	incl. mounting base enclosure USE-S pure white incl. mounting set (screws and accessories) incl. fixing kit rawlplugs and screws (2x each)

<b>Leakage detector flexible rod</b>				
<b>Item description</b>	<b>USEapp</b>	<b>Item No.</b>	<b>Group</b>	<b>€</b>
LS02+ flex L2000	✓	778848	HU2	158,20
LS02+ flex L5000	✓	778572	HU2	209,20
LS02+ flex L20m	✓	795944	HU2	464,20
LS02+ flex L30m	✓	795951	HU2	634,20

<b>Accessories</b>				
<b>Item description</b>		<b>Item No.</b>	<b>Group</b>	<b>€</b>
Mounting base enclosure USE-S pure white		667722	AS1	6,50
Mounting kit universal for enclosure USE		698511	AS1	10,40
Fixing kit rawlplugs and screws (2x each)		660945	AS1	1,05
C-clip adhesive pads (5 pieces) – mounting accessories for LS02+ flex		778596	AS1	10,00
Cable entry M20 USE white, sealing insert Flextherm Ø=4,5..9 mm (4 pcs)		752626	AS1	12,00
Sealing insert M20 USE white, Flextherm Ø=4,5..9 mm (10 pcs)		752206	AS1	12,00
Sealing insert M20 USE white, 2x Ø=7 mm (10 pcs)		641333	AS1	12,00
Cable entry M25 USE white, sealing insert 4x Ø=7 mm (4 pcs)		641364	AS1	12,00



## TFR

Frost protection thermostat for downstream temperature monitoring of e.g. heat exchangers in ventilation and air-conditioning systems. The product offers a small differential gap and a high reproducibility. Resetting can be done automatically or manually (type ,-R'). The frost protection thermostat can be used to perform the following functions: stop fan, close outside air dampers, open heating valve 100%, start heating pump, switch-off chiller (condenser) and de-/humidifier, trigger visual and/or audible frost alarm.

Technical Data	
Measured values	temperature
Operating elements	rotary knob, reset button
Material in touch with media	Capillary pipe, copper with tube filling R507 sensor operating length approx. 600 mm contact material Ag/Ni (90%/10%), gold plated (3 µm)
Installation length	1800 mm, 3000 mm, 6000 mm, 12000 mm
Enclosure	PA6 GK30
Operating range temperature	-35..+70 °C
Protection (IP)	IP65, according to EN 60529
Connection	cable entry M16 for wire Ø=8 mm, terminal block, max. 2,5 mm²
Delivery content	incl. installation set
Notes	mounting flange MF2 useable from installation length 3000 mm

Frost protection thermostat automatic reset			
Item description	Item No.	Group	€
TFR 1800	426435	TP1	84,00
TFR 3000	430371	TP1	84,50
TFR 6000	430395	TP1	87,70
TFR 12000	541916	TP1	102,20

Frost protection thermostat manual reset			
Item description	Item No.	Group	€
TFR-R 1800	430364	TP1	100,50
TFR-R 3000	430388	TP1	105,10
TFR-R 6000	430401	TP1	108,30
TFR-R 12000	656061	TP1	131,70

Accessories			
Item description	Item No.	Group	€
Mounting flange MF2 (suitable for TFR)	435642	AS1	7,55
Installation set TFR / MWF+	679466	AS1	10,00



## TFRe

Electronic frost protection thermostat for downstream temperature monitoring of e.g. heat exchangers in ventilation and air-conditioning systems. Integrated P-controller for constant control of a heat exchanger valve within its intended operating range. Safety shutdown of the fan and - if necessary - closing the air inlet flaps to protect the heat exchanger in case set thresholds are exceeded. Temperature measurement optionally with a contact sensor, immersion sensor or cable sensor with up to four selectable sensor characteristic curves. For a quick temperature measurement in the return water pipe of the heat exchanger, a fast-response sensor (e.g. TF14 with KL4VA) should be used.

Technical Data	
Measured values	temperature
Operating elements	2 rotary knobs (Talarm and Xp)
Configuration	DIP switches
Input	1x input sensor PT1000 (default), NTC10K, Ni1000, Ni1000TK5000 1x input for external controller for defining set point 1x input for floating contact
Output signal temperature	0..+100 °C
Power supply	15..24 V = (±10%) SELV, 24 V ~ (±10%) SELV
Power consumption	max. 2 VA (24 V ~)
Display	LED green – indicator valve OUT LED red – alarm LED yellow – fan
Enclosure	ABS
Colour	white
Operating range temperature	-40..+70 °C
Protection (IP)	IP20, according to EN 60529
Connection	removable plug-in terminal, max. 2,5 mm <sup>2</sup>
Mounting	prepared for mounting on DIN rail TS35 (35x7,5 mm) according to EN 60715

Electronic frost protection thermostat			
Item description	Item No.	Group	€
TFRe	667203	TP1	146,50



# Pressure and Velocity



Pressure and air flow sensors for cooling and air conditioning must resist extreme conditions. Therefore our products are customized to withstand even the harshest environments.



## Gaseous Media

DPA+	Differential pressure, volume flow	390
PS	Differential pressure	396
DPG	Differential pressure	397
MM	Differential pressure	398

## Liquid Media

DLF	Pressure	400
DPL	Differential pressure	403


## DPA+

Differential pressure transmitter for measuring and monitoring overpressure, underpressure, differential pressure and flow volume of air and other non-aggressive gases in fan and filter systems in duct applications. 8 adjustable pressure and flow volume ranges permit use in HVAC applications of clean rooms, process measurement and controls systems. The optional features, such as relay outputs for 2-point controllers or 2-stage 2-point controllers, an LCD with traffic light indication allow for a wide range of applications. A hinged cover and tool-

free wiring as well as removable cable entries ensure a quick and easy installation. ‚Dual‘ versions with 2 independent sensors for up to 2x differential pressures or 2x flow volume in a single enclosure are available. The mounting base (included in the delivery content) can be used to mount the DPA+ on a flat surface or on DIN rail TS35 (35x7,5 mm) in accordance with EN 60715.



DPA+




DPA+ LCD



DPA+  
with additional cable entry  
(refer to mounting accessories USE)



DPA+ Dual



DPA+ Dual LCD

Technical Data	
Measured values	differential pressure, volume flow pressure in Pa or inchWC, volume flow in m³/h or cfm optionally configurable via app or uConfig
Configuration	USEapp, uConfig, BUS, jumper, DIP switches (depending on type)
Input	2x input for NTC10k or floating contact (2IN)
Network technology	RS485 Modbus, RS485 BACnet (MS/TP), LON FT (free topology)
Measuring range pressure	<p><b>DPA250+</b>: 0..+25   0..+50   0..+100   0..+250   -25..+25   -50..+50   -100..+100   -150..+150 Pa, 0..+250 Pa (default setting),</p> <p><b>DPA2500+</b>: -100..+100   0..+100   0..+250   0..+500   0..+1000   0..+1500   0..+2000   0..+2500 Pa, 0..+2500 Pa (default setting)</p> <p><b>DPA7000+</b>: 0..+1000   0..+1500   0..+2000   0..+2500   0..+3000   0..+4000   0..+5000   0..+7000 Pa, 0..+7000 Pa (default setting)</p> <p>selectable at the device</p>
Measuring range velocity	0..750.000 m³/h, optionally configurable
Power supply	15..35 V = SELV, 19..29 V ~ SELV <b>AA</b> : 15..35 V = SELV
Power consumption	max. 2,5 W (24 V =), 4,3 VA (24 V ~)
Display	LCD 29x35 mm, RGB backlight, with traffic light function, threshold values configurable, optionally configurable via app or uConfig
Enclosure	USE-L, impact- and shock-resistant enclosure with quick-release cover, PC
Colour	pure white, <b>LCD</b> : transparent cover
Operating range temperature	-10..+50 °C
Protection (IP)	IP65, according to EN 60529
Connection	<p>removable plug-in terminal, max. 2,5 mm²            BUS max. 1,5 mm², relay max. 1,5 mm²            inputs max. 1,0 mm²            pressure connection male Ø=5,0 mm / Ø=6,3 mm            connection tube: PVC, soft</p> <p><b>VV/4xV/AA</b>:            removable cable entry flextherm M20 for wire Ø=4,5..9 mm,</p> <p><b>Relay/BUS</b>:            removable cable entry M25 with fourfold cable entry for wire with max. Ø=7 mm,</p>
Mounting	surface-mounted flat on base using screws prepared for mounting on DIN rail TS35 (35x7,5 mm) according to EN 60715
Delivery content	incl. mounting base enclosure USE-L pure white incl. mounting set (screws and accessories) incl. pressure connection set and 2 m PVC connection hose
Notes	output protection circuit (reverse polarity protected)

## DPA+ VV / AA

Differential pressure and volume flow transducer active 0..10 (0..5) V					
Item description	USEapp	Item No.	On stock	Group	€
DPA2500+ VV MultiRange	✓	659369	⊖	PR2	151,00
DPA7000+ VV MultiRange	✓	659376		PR2	151,00
DPA250+ VV AZ MultiRange	✓	692397		PR2	180,70
DPA2500+ VV AZ MultiRange	✓	675970		PR2	210,70
DPA7000+ VV AZ MultiRange	✓	675994		PR2	210,70

Differential pressure and volume flow transducer active 4..20 mA					
Item description	USEapp	Item No.	On stock	Group	€
DPA2500+ AA MultiRange	✓	666985	⊖	PR2	169,70
DPA7000+ AA MultiRange	✓	666992		PR2	169,70
DPA250+ AA AZ MultiRange	✓	691598		PR2	199,40
DPA2500+ AA AZ MultiRange	✓	693981		PR2	229,40
DPA7000+ AA AZ MultiRange	✓	705325		PR2	229,40

Differential pressure and volume flow transducer active 0..10 (0..5) V + relay					
Item description	USEapp	Item No.	Group	€	
DPA2500+ VV MultiRange relay	✓	663694	PR1	198,20	
DPA7000+ VV MultiRange relay	✓	663700	PR1	198,20	

### Options

Description	€
Relay: Automatic zero-point calibration (AZ)	59,70

## DPA+ VV LCD / AA LCD

Differential pressure and volume flow transducer active 0..10 (0..5) V LCD					
Item description	USEapp	Item No.	On stock	Group	€
DPA2500+ LCD VV MultiRange	✓	659390	⊖	PR1	196,10
DPA7000+ LCD VV MultiRange	✓	659406		PR1	196,10
DPA250+ LCD VV AZ MultiRange	✓	688420		PR1	225,80
DPA2500+ LCD VV AZ MultiRange	✓	676007		PR1	255,80
DPA7000+ LCD VV AZ MultiRange	✓	676021		PR1	255,80

Differential pressure and volume flow transducer active 4..20 mA LCD				
Item description	USEapp	Item No.	Group	€
DPA2500+ LCD AA MultiRange	✓	667111	PR1	214,80
DPA7000+ LCD AA MultiRange	✓	667128	PR1	214,80
DPA250+ LCD AA AZ MultiRange	✓	700962	PR1	244,50
DPA2500+ LCD AA AZ MultiRange	✓	679725	PR1	274,50
DPA7000+ LCD AA AZ MultiRange	✓	703147	PR1	274,50

Differential pressure and volume flow transducer active 0..10 (0..5) V + relay LCD				
Item description	USEapp	Item No.	Group	€
DPA2500+ LCD VV MultiRange relay	✓	663748	PR1	243,30
DPA7000+ LCD VV MultiRange relay	✓	663755	PR1	243,30

Options	
Description	€
Relay: Automatic zero-point calibration (AZ)	59,70

## DPA+ BUS

Differential pressure and volume flow transducer RS485 BACnet (MS/TP)				
Item description	USEapp	Item No.	Group	€
DPA2500+ RS485 BACnet (MS/TP) MultiRange	✓	700238	PR1	156,00
DPA7000+ RS485 BACnet (MS/TP) MultiRange	✓	700252	PR1	156,00
DPA250+ RS485 BACnet (MS/TP) AZ MultiRange	✓	705387	PR1	185,70
DPA2500+ RS485 BACnet (MS/TP) AZ MultiRange	✓	700306	PR1	215,70
DPA7000+ RS485 BACnet (MS/TP) AZ MultiRange	✓	700313	PR1	215,70

Differential pressure and volume flow transducer RS485 Modbus				
Item description	USEapp	Item No.	Group	€
DPA2500+ RS485 Modbus MultiRange	✓	659420	PR1	156,00
DPA7000+ RS485 Modbus MultiRange	✓	659437	PR1	156,00
DPA250+ RS485 Modbus AZ MultiRange	✓	693745	PR1	185,70
DPA2500+ RS485 Modbus AZ MultiRange	✓	676083	PR1	215,70
DPA7000+ RS485 Modbus AZ MultiRange	✓	676090	PR1	215,70

## DPA+ BUS LCD

Differential pressure and volume flow transducer RS485 BACnet (MS/TP) LCD				
Item description	USEapp	Item No.	Group	€
DPA2500+ LCD RS485 BACnet (MS/TP) MultiRange	✓	682855	PR1	201,10
DPA7000+ LCD RS485 BACnet (MS/TP) MultiRange	✓	683463	PR1	201,10
DPA250+ LCD RS485 BACnet (MS/TP) AZ MultiRange	✓	705370	PR1	230,80
DPA2500+ LCD RS485 BACnet (MS/TP) AZ MultiRange	✓	700320	PR1	260,80
DPA7000+ LCD RS485 BACnet (MS/TP) AZ MultiRange	✓	700337	PR1	260,80

Differential pressure and volume flow transducer RS485 Modbus LCD				
Item description	USEapp	Item No.	Group	€
DPA2500+ LCD RS485 Modbus MultiRange	✓	659451	PR1	201,10
DPA7000+ LCD RS485 Modbus MultiRange	✓	659468	PR1	201,10
DPA250+ LCD RS485 Modbus AZ MultiRange	✓	697767	PR1	230,80
DPA2500+ LCD RS485 Modbus AZ MultiRange	✓	676106	PR1	260,80
DPA7000+ LCD RS485 Modbus AZ MultiRange	✓	676113	PR1	260,80

Options	
Description	€
2x input for NTC10k or floating contact (2IN)	34,40
Add to price of RS485 Modbus for LON FT	84,80
<b>LON:</b> Automatic zero-point calibration (AZ)	59,70

## DPA+ Dual VV / 4xV / AA (LCD)

Dual differential pressure transducer active				
Item description	USEapp	Item No.	Group	€
DPA2500+ Dual VV MultiRange	✓	700344	PR1	225,40
DPA2500+ Dual AA MultiRange	✓	702898	PR1	244,10
DPA2500+ LCD Dual VV MultiRange	✓	705417	PR1	270,50
DPA2500+ LCD Dual AA MultiRange	✓	705431	PR1	289,20

Dual differential pressure and volume flow transducer active				
Item description	USEapp	Item No.	Group	€
DPA2500+ Dual 4xV MultiRange	✓	705448	PR1	240,00
DPA2500+ LCD Dual 4xV MultiRange	✓	700351	PR1	285,10

Options	
Description	€
Automatic zero-point calibration dual (2x AZ)	119,30

## DPA+ Dual BUS (LCD)

Dual differential pressure and volume flow transducer BUS				
Item description	USEapp	Item No.	Group	€
DPA2500+ Dual RS485 BACnet (MS/TP)	✓	703017	PR1	251,20
DPA2500+ LCD Dual RS485 BACnet (MS/TP)	✓	705462	PR1	296,30
DPA2500+ Dual RS485 Modbus	✓	703000	PR1	251,20
DPA2500+ LCD Dual RS485 Modbus	✓	705455	PR1	296,30

Options	
Description	€
2x input for NTC10k or floating contact (2IN)	34,40
Add to price of RS485 Modbus for LON FT	84,80
Automatic zero-point calibration dual (2x AZ)	119,30

## Accessories

Accessories			
Item description	Item No.	Group	€
T-hose connector for pressure hoses Ø=4 mm (10 pcs)	668323	AS1	35,70
Adapter 90° angle for pressure hoses Ø=4 mm	668330	AS1	9,55
Metal duct connector MKS40 (Ø=4 mm, L=40 mm)	265138	AS1	4,85
Metal duct connector MKS100 (Ø=5 mm, L=100 mm)	302531	AS1	5,70
Mounting base enclosure USE-L pure white	668361	AS1	13,00
Mounting kit universal for enclosure USE	698511	AS1	10,40
BLE dongle with micro-USB for devices USE-M / USE-L / NOVOS / thanos EVO	668262	NET	31,30
USB interface for devices USE-M / USE-L / NOVOS / thanos EVO / SR06 LCD	597838	AS1	38,50
Cable entry M20 USE white, sealing insert Flextherm Ø=4,5..9 mm (4 pcs)	752626	AS1	12,00
Sealing insert M20 USE white, Flextherm Ø=4,5..9 mm (10 pcs)	752206	AS1	12,00
Sealing insert M20 USE white, 2x Ø=7 mm (10 pcs)	641333	AS1	12,00
Cable entry M25 USE white, sealing insert 4x Ø=7 mm (4 pcs)	641364	AS1	12,00



## PS

Adjustable differential pressure switch for air and other non-flammable and non-aggressive gases. Designed for monitoring air filters, fans, damper actuators and other industrial processes. Mounting accessories are included in the delivery content.

Technical Data	
Measured values	differential pressure
Measuring range pressure	<b>PS300:</b> 30..300 Pa <b>PS500:</b> 30..500 Pa <b>PS1500:</b> 100..1500 Pa <b>PS4500:</b> 500..4500 Pa
Enclosure	ABS, membrane silicone
Colour	pure white, translucent cover PC
Operating range temperature	-20..+60 °C
Protection (IP)	IP54, according to EN 60529
Connection	cable entry M16 for wire $\varnothing=8$ mm terminal block, max. 1,5 mm <sup>2</sup> pressure connection male $\varnothing=5,0$ mm / $\varnothing=6,3$ mm connection tube: PVC, soft
Delivery content	incl. fixing screws (2x) incl. pressure connection set and 2 m PVC connection hose

Differential pressure switch				
Item description	Item No.	On stock	Group	€
PS300	269971	☹	PR2	34,70
PS500	269995	☹	PR2	34,70
PS1500	255202	☹	PR2	34,70
PS4500	273138		PR2	34,70

Accessories			
Item description	Item No.	Group	€
Mounting bracket kit for differential pressure switch 135x74x60 mm	669009	AS1	9,90
T-hose connector for pressure hoses $\varnothing=4$ mm (10 pcs)	668323	AS1	35,70
Adapter 90° angle for pressure hoses $\varnothing=4$ mm	668330	AS1	9,55
Metal duct connector MKS40 ( $\varnothing=4$ mm, L=40 mm)	265138	AS1	4,85
Metal duct connector MKS100 ( $\varnothing=5$ mm, L=100 mm)	302531	AS1	5,70





## DPG

Compact manometer for displaying and monitoring differential air pressure in HVAC applications. Mounting accessories are included in the delivery content.

### Technical Data


<b>Measured values</b>	differential pressure
<b>Measuring range pressure</b>	<b>DPG60:</b> 0..60 Pa <b>DPG100:</b> 0..100 Pa <b>DPG250:</b> 0..250 Pa <b>DPG500:</b> 0..500 Pa <b>DPG1500:</b> 0..1500 Pa <b>DPG2500:</b> 0..2500 Pa
<b>Display</b>	display Ø=100 mm
<b>Enclosure</b>	aluminium alloy
<b>Colour</b>	aluminium, transparent cover PC
<b>Operating range temperature</b>	-20..+60 °C
<b>Protection (IP)</b>	IP65, according to EN 60529
<b>Connection</b>	connection tube: PVC, soft
<b>Delivery content</b>	incl. fixing screws (4x) incl. pressure connection set and 2 m PVC connection hose

### Differential pressure gauge

Item description	Item No.	Group	€
DPG60	718493	PR1	113,60
DPG100	718509	PR1	113,60
DPG250	718516	PR1	113,60
DPG500	718523	PR1	113,60
DPG1500	718530	PR1	113,60
DPG2500	718547	PR1	113,60

### Accessories

Item description	Item No.	Group	€
T-hose connector for pressure hoses Ø=4 mm (10 pcs)	668323	AS1	35,70
Adapter 90° angle for pressure hoses Ø=4 mm	668330	AS1	9,55
Metal duct connector MKS40 (Ø=4 mm, L=40 mm)	265138	AS1	4,85
Metal duct connector MKS100 (Ø=5 mm, L=100 mm)	302531	AS1	5,70




## MM

Compact inclined tube manometer for displaying and monitoring differential air pressure in HVAC applications. Mounting accessories are included in the delivery content.

Technical Data	
Measured values	differential pressure
Measuring range pressure	<b>MM500:</b> -100..+500 Pa <b>MM600:</b> 0..+600 Pa
Display	liquid indicator
Enclosure	ABS, cover PMMA
Colour	blue
Operating range temperature	-40..+60 °C
Protection (IP)	IP54, according to EN 60529
Connection	cable entry M16 for wire $\varnothing=8$ mm terminal block, max. 1,5 mm <sup>2</sup> pressure connection ABS connection tube: PVC, soft
Delivery content	incl. fixing screws (2x) incl. pressure connection set and 2 m PVC connection hose incl. 30 ml gauge fluid incl. 2 indication stickers (red/green)

Differential pressure inclined tube manometer			
Item description	Item No.	Group	€
MM500 (-100..500 Pa)	384452	PR1	53,70
MM600 (0..600 Pa)	255240	PR1	53,70



## DLF

Pressure transmitter for measuring absolute pressure of liquids, air or non-aggressive gases. Designed for use in refrigeration, hydraulics, production plants and processes. The dense stainless steel membrane makes the sensor suitable for use with refrigerants as well. For a quick & easy connection, a 5 m cable with a pre-installed connector is available (see ‚Accessories‘). The DLF can be optionally equipped with a 4-digit LED display.



DLF



DLF UD-V / DLF UD-A

0..10 V / 4..20 mA

### Technical Data

Measured values	pressure
Measuring range pressure	<b>DLF-1..0:</b> -1..0 bar <b>DLF1:</b> 0..1 bar <b>DLF2,5:</b> 0..2,5 bar <b>DLF4:</b> 0..4 bar <b>DLF6:</b> 0..6 bar <b>DLF10:</b> 0..10 bar <b>DLF16:</b> 0..16 bar <b>DLF25:</b> 0..25 bar
Power supply	<b>V:</b> 15..24 V = ( $\pm 10\%$ ) SELV, 24 V ~ ( $\pm 10\%$ ) SELV <b>A:</b> 15..24 V = ( $\pm 10\%$ ) SELV
Power consumption	<b>V:</b> typ. 0,15 W (24 V =), 0,3 VA (24 V ~) <b>A:</b> typ. 0,5 W (24 V =)
Material in touch with media	stainless steel V2A (1.4305), G1/2", G1/4"
Operating range temperature	-40..+125 °C
Protection (IP)	IP65, according to EN 60529
Connection	cable gland for wires with $\varnothing=8$ mm max. plug MVS according to DIN 175301-803

**Pressure transducer 0..10 V | G1/4"**

Item description	Item No.	On stock	Group	€
DLF-1..0 V G1/4"	665070		PR1	128,20
DLF1 V G1/4"	665087		PR1	128,20
DLF2,5 V G1/4"	665117		PR1	128,20
DLF4 V G1/4"	665124		PR1	128,20
DLF6 V G1/4"	665131	⊖	PR1	128,20
DLF10 V G1/4"	665148		PR1	128,20
DLF16 V G1/4"	665155		PR1	128,20
DLF25 V G1/4"	665162		PR1	128,20

**Pressure transducer 0..10 V | G1/2"**

Item description	Item No.	On stock	Group	€
DLF-1..0 V G1/2"	682541		PR1	136,00
DLF1 V G1/2"	681193		PR1	136,00
DLF2,5 V G1/2"	681209		PR1	136,00
DLF4 V G1/2"	681216		PR1	136,00
DLF6 V G1/2"	681223	⊖	PR1	136,00
DLF10 V G1/2"	681230	⊖	PR1	136,00
DLF16 V G1/2"	681247	⊖	PR1	136,00
DLF25 V G1/2"	681254		PR1	136,00

**Accessories**

Item description	Item No.	Group	€
Connection wire DLF/DPL – connection plug and wire 5 m	668309	AS1	15,00
UD-V – universal display for 0..10 V	775113	AS1	99,40

Pressure transducer 4..20 mA   G1/4"				
Item description	Item No.	Group	€	
DLF-1..0 A G1/4"	665209	PR1	122,30	
DLF1 A G1/4"	665216	PR1	122,30	
DLF2,5 A G1/4"	665247	PR1	122,30	
DLF4 A G1/4"	665254	PR1	122,30	
DLF6 A G1/4"	665261	PR1	122,30	
DLF10 A G1/4"	665278	PR1	122,30	
DLF16 A G1/4"	665285	PR1	122,30	
DLF25 A G1/4"	665292	PR1	122,30	

Pressure transducer 4..20 mA   G1/2"				
Item description	Item No.	On stock	Group	€
DLF-1..0 A G1/2"	682602		PR1	130,10
DLF1 A G1/2"	681261		PR1	130,10
DLF2,5 A G1/2"	681278		PR1	130,10
DLF4 A G1/2"	681285		PR1	130,10
DLF6 A G1/2"	681292	⊖	PR1	130,10
DLF10 A G1/2"	681308		PR1	130,10
DLF16 A G1/2"	681315		PR1	130,10
DLF25 A G1/2"	681322		PR1	130,10

Accessories				
Item description	Item No.	Group	€	
Connection wire DLF/DPL – connection plug and wire 5 m	668309	AS1	15,00	
UD-A – universal display for 4..20 mA	718189	AS1	99,40	

## DPL

Differential pressure transmitter for measuring differential pressure in liquids. Typical areas of application include supply and return liquid flows in HVAC systems and process engineering as well as the monitoring of filters and compressors. For a quick & easy connection, a 5 m cable with pre-installed connector is available (see ‚Accessories‘).



0..10 V / 4..20 mA

### Technical Data

Measured values	differential pressure
Measuring range pressure	<b>DPL1:</b> 0..1 bar <b>DPL2,5:</b> 0..2,5 bar <b>DPL4:</b> 0..4 bar <b>DPL6:</b> 0..6 bar
Power supply	<b>V:</b> 15..24 V = (±10%) SELV, 24 V ~ (±10%) SELV <b>A:</b> 15..24 V = (±10%) SELV
Power consumption	<b>V:</b> typ. 0,37 W (24 V =), 0,9 VA (24 V ~) <b>A:</b> max. 0,5 W (24 V =),
Material in touch with media	stainless steel, G1/4"
Enclosure	stainless steel V2A (1.4305) lid die-cast aluminium measuring cell ceramic
Colour	black
Operating range temperature	-20..+80 °C
Protection (IP)	IP54, according to EN 60529
Connection	angle plug DIN 43650, type A

<b>Differential pressure transducer 0..10 V</b>				
Item description	Item No.	On stock	Group	€
DPL1 V	346580		PR1	383,70
DPL2,5 V	346665	⊖	PR1	383,70
DPL4 V	346672		PR1	383,70
DPL6 V	346689		PR1	383,70

<b>Differential pressure transducer 4..20 mA</b>				
Item description	Item No.	Group	€	
DPL1 A	346597	PR1	383,70	
DPL2,5 A	346696	PR1	383,70	
DPL4 A	346702	PR1	383,70	
DPL6 A	346719	PR1	383,70	

<b>Accessories</b>				
Item description	Item No.	Group	€	
Connection wire DLF/DPL – connection plug and wire 5 m	668309	AS1	15,00	
UD-V – universal display for 0..10 V	775113	AS1	99,40	
UD-A – universal display for 4..20 mA	718189	AS1	99,40	
Mounting bracket kit for differential pressure transducer 40x60x40 mm	663892	AS1	10,50	
Screw connection set Ø=6 mm stainless steel (2 pcs.)	373388	AS1	73,70	
Screw connection set Ø=6 mm brass (2 pcs.)	373401	AS1	16,30	
Screw connection set Ø=8 mm stainless steel (2 pcs.)	373395	AS1	84,50	
Screw connection set Ø=8 mm brass (2 pcs.)	373418	AS1	16,40	



# Power Thyristors

Power thyristors can more and more be found where ohmic and inductive loads must be controlled (e.g. in industrial furnaces ...) By means of the modular and compact construction and control with a continuous control signal power thyristors become the perfect actuators for industrial power control.



## Power Thyristors

### Single-Phase

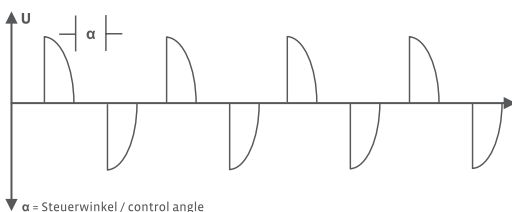
TS1 1-phase	Power thyristor	<b>406</b>
TS3 1-phase	Power thyristor	<b>408</b>

### Three-Phase

TS1 3-phase	Power thyristor	<b>410</b>
TS3 3-phase	Power thyristor	<b>412</b>
TS2 3-phase	Power thyristor	<b>414</b>

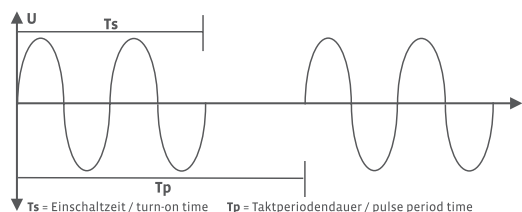
## Phase angle control

The phase angle control can be used for almost any ohmic and inductive consumers and is the most common way to control the power consumption of a consumer. The consumer is connected to the supply network via the power thyristor. The thyristors are controlled in such a way, that the consumer is not supplied with the complete sinusoidal oscillation but only a part (depending on the steering angle), whereas the voltage average value can be adjusted continuously.



## Oscillation control

The oscillation control is used with inert consumers such as heaters. Contrary to the phase angle control, complete sinusoidal waves are switched through to the consumer with the oscillation control. The control of the average voltage value is made by switching through a certain number of oscillations (depending on the switch-on time) within a certain time slot (clock cycle). Thus converter feedback effects to the power supply network in form of harmonic components are avoided.





## TS1 single-phase

The TS1 single-phase power thyristor controller is used to control the load or power of industrial load applications (e.g. fans, pumps, lamps, heating coils, industrial ovens). Its solid and compact design permit seamless installation and a wear-free control with a high degree of efficiency.

Technical Data	
Configuration	DIP switches
Output switch contact	signal contact at 100% U <sub>a</sub> 1x contact NO 3A for 250 V ~ or 24 V =, floating
output for ohmic and inductive loads	<b>2 A:</b> 0,46 kW (230 V ~ / 2 A) <b>4 A:</b> 0,92 kW (230 V ~ / 4 A) <b>6 A:</b> 1,38 kW (230 V ~ / 6 A) <b>8 A:</b> 1,84 kW (230 V ~ / 8 A) <b>10 A:</b> 2,3 kW (230 V ~ / 10 A) <b>12 A:</b> 2,76 kW (230 V ~ / 12 A)
Input	input for potentiometer 2,5..10 kΩ electrical activation via setpoint signal 0..10 V = or 0..20 mA optionally configurable
Power supply	L1, N: 230 V ~ 48..62 Hz, self-synchronizing
Power consumption	<b>2 A:</b> typ. 2,5 W <b>4 A:</b> typ. 4,5 W <b>6 A:</b> typ. 6,5 W <b>8 A:</b> typ. 9 W <b>10 A:</b> typ. 11 W <b>12 A:</b> typ. 13 W
Display	LED – power supply OK, LED – modulation amplitude 100%
Enclosure	PA
Operating range temperature	0..+45 °C
Protection (IP)	IP40, terminal blocks IP23, according to EN 60529
Connection	terminal block, max. 2,5 mm <sup>2</sup>
Mounting	prepared for mounting on DIN rail TS35 (35x7,5 mm) according to EN 60715
Notes	types up to 4 A with cooling plate types 6 A with heat sink types 8 A and higher with heat sink and fan

**Power thyristors – Phase angle**

Item description	Item No.	Group	€
TS1 single-phase 1-ph 2 A 0,46 kW	229678	TR1	230,70
TS1 single-phase 1-ph 4 A 0,92 kW	226639	TR1	268,90
TS1 single-phase 1-ph 6 A 1,38 kW	224000	TR1	312,90
TS1 single-phase 1-ph 8 A 1,84 kW	236980	TR1	345,30
TS1 single-phase 1-ph 10 A 2,3 kW	223874	TR1	372,20
TS1 single-phase 1-ph 12 A 2,76 kW	230605	TR1	404,70

**Power thyristors – Oscillation**

Item description	Item No.	Group	€
TS1 single-phase SP 1-ph 2 A 0,46 kW	283137	TR1	230,70
TS1 single-phase SP 1-ph 4 A 0,92 kW	226622	TR1	268,90
TS1 single-phase SP 1-ph 6 A 1,38 kW	238885	TR1	312,90
TS1 single-phase SP 1-ph 8 A 1,84 kW	255189	TR1	345,30
TS1 single-phase SP 1-ph 10 A 2,3 kW	266109	TR1	372,20
TS1 single-phase SP 1-ph 12 A 2,76 kW	233712	TR1	404,70



## TS3 single-phase

The TS3 single-phase power thyristor controller is used to control the load or power of industrial load applications (e.g. fans, pumps, lamps, heating coils, industrial ovens). Its solid and compact design permit seamless installation and a wear-free control with a high degree of efficiency.

Technical Data	
Configuration	DIP switches
Output switch contact	signal contact in case of fault state 1x contact NO 2A for 230 V ~, floating
output for ohmic and inductive loads	<b>15 A:</b> 3,5 kW (230 V ~ / 15 A) <b>25 A:</b> 5,75 kW (230 V ~ / 25 A) <b>35 A:</b> 8,05 kW (230 V ~ / 35 A) <b>50 A:</b> 11,5 kW (230 V ~ / 50 A)
Input	input for potentiometer 2,5..10 kΩ electrical activation via setpoint signal 0..10 V =, 0..20 or 4..20 mA optionally configurable
Power supply	L1, N: 230 V ~ 45..65 Hz, self-synchronizing
Power consumption	<b>15 A:</b> typ. 13 W <b>25 A:</b> typ. 22 W <b>35 A:</b> typ. 31 W <b>50 A:</b> typ. 45 W
Display	4 LEDs showing status of the device
Enclosure	aluminium
Operating range temperature	0..+50 °C
Protection (IP)	IP40, according to EN 60529
Connection	terminal block
Mounting	prepared for mounting on DIN rail TS35 (35x7,5 mm) according to EN 60715

**Power thyristors – Phase angle**

Item description	Item No.	Group	€
TS3 single-phase 1-ph 15 A 3,45 kW	237161	TR1	444,30
TS3 single-phase 1-ph 25 A 5,75 kW	241649	TR1	631,10
TS3 single-phase 1-ph 35 A 8,05 kW	238489	TR1	667,80
TS3 single-phase 1-ph 50 A 11,5 kW	361200	TR1	773,80

**Power thyristors – Oscillation**

Item description	Item No.	Group	€
TS3 single-phase SP 1-ph 15 A 3,45 kW	245500	TR1	444,30
TS3 single-phase SP 1-ph 25 A 5,75 kW	231091	TR1	631,10
TS3 single-phase SP 1-ph 35 A 8,05 kW	270977	TR1	667,80
TS3 single-phase SP 1-ph 50 A 11,5 kW	344333	TR1	773,80



## TS1 three-phase

The TS1 three-phase power thyristor controller is used to control the load or power of industrial load applications (e.g. fans, pumps, lamps, heating coils, industrial ovens). Its solid and compact design permit seamless installation and a wear-free control with a high degree of efficiency.

Technical Data	
Configuration	DIP switches
Output switch contact	signal contact at 100% U <sub>a</sub> 1x contact NO 3A for 250 V ~ or 24 V =,floating
output for ohmic and inductive loads	<b>2 A:</b> 1,2 kW (400 V ~ / 2 A) <b>4 A:</b> 2,5 kW (400 V ~ / 4 A) <b>6 A:</b> 4 kW (400 V ~ / 6 A) <b>8 A:</b> 5 kW (400 V ~ / 8 A) <b>10 A:</b> 6,5 kW (400 V ~ / 10 A)
Input	input for potentiometer 2,5..10 kΩ electrical activation via setpoint signal 0..10 V = or 0..20 mA optionally configurable
Power supply	L1, L2, L3, N: 400 V ~ 48..62 Hz, self-synchronizing
Power consumption	<b>2 A:</b> typ. 7 W <b>4 A:</b> typ. 13 W <b>6 A:</b> typ. 19 W <b>8 A:</b> typ. 25 W <b>10 A:</b> typ. 31 W
Display	LED – power supply OK, LED – modulation amplitude 100%
Enclosure	PA
Operating range temperature	0..+45 °C
Protection (IP)	IP40, terminal blocks IP23, according to EN 60529
Connection	terminal block, max. 2,5 mm <sup>2</sup>
Mounting	prepared for mounting on DIN rail TS35 (35x7,5 mm) according to EN 60715
Notes	types up to 4 A with cooling plate types 6 A with heat sink types 8 A and higher with heat sink and fan

**Power thyristors – Phase angle**

Item description	Item No.	Group	€
TS1 three-phase 3-ph 2 A 1,2 kW	230148	TR1	263,40
TS1 three-phase 3-ph 4 A 2,5 kW	246514	TR1	290,30
TS1 three-phase 3-ph 6 A 4,0 kW	224260	TR1	322,60
TS1 three-phase 3-ph 8 A 5,0 kW	233736	TR1	356,60
TS1 three-phase 3-ph 10 A 6,5 kW	224314	TR1	394,80

**Power thyristors – Oscillation**

Item description	Item No.	Group	€
TS1 three-phase SP 3-ph 2 A 1,2 kW	273558	TR1	263,40
TS1 three-phase SP 3-ph 4 A 2,5 kW	268226	TR1	290,30
TS1 three-phase SP 3-ph 6 A 4,0 kW	275910	TR1	322,60
TS1 three-phase SP 3-ph 8 A 5,0 kW	275927	TR1	356,60
TS1 three-phase SP 3-ph 10 A 6,5 kW	241182	TR1	394,80



## TS3 three-phase

The TS3 three-phase power thyristor controller is used to control the load or power of industrial load applications (e.g. fans, pumps, lamps, heating coils, industrial ovens). Its solid and compact design permit seamless installation and a wear-free control with a high degree of efficiency.

Technical Data	
Configuration	DIP switches
Output switch contact	signal contact at 100% U <sub>a</sub> signal contact in case of fault state changeover contacts 2A for 230 V ~
output for ohmic and inductive loads	<b>15 A:</b> 10 kW (400 V ~ / 15 A) <b>25 A:</b> 16 kW (400 V ~ / 25 A) <b>35 A:</b> 23 kW (400 V ~ / 35 A) <b>50 A:</b> 33 kW (400 V ~ / 50 A)
Input	input for potentiometer 2,5..10 kΩ PWM input 5 V / 5..10 kHz input for PTC according to DIN 44081 input for reset electrical activation via setpoint signal 0..10 V = or 0..20 mA optionally configurable
Power supply	L1, L2, L3, N: 400 V ~ 45..65 Hz, self-synchronizing
Power consumption	<b>15 A:</b> typ. 40 W <b>25 A:</b> typ. 67 W <b>35 A:</b> typ. 94 W <b>50 A:</b> typ. 135 W
Display	4 LEDs showing status of the device
Enclosure	aluminium
Operating range temperature	0..+50 °C
Protection (IP)	IP40, according to EN 60529
Connection	terminal block
Mounting	4 mounting holes Ø=8 mm for mounting on galvanized mounting plates (control cabinet)



**Power thyristors – Phase angle**

Item description	Item No.	Group	€
TS3 three-phase 3-ph 15 A 10 kW	224796	TR1	864,30
TS3 three-phase 3-ph 25 A 16 kW	225649	TR1	987,40
TS3 three-phase 3-ph 35 A 23 kW	225656	TR1	1152,70
TS3 three-phase 3-ph 50 A 33 kW	256353	TR1	1285,70

**Power thyristors – Oscillation**

Item description	Item No.	Group	€
TS3 three-phase SP 3-ph 15 A 10 kW	225236	TR1	864,30
TS3 three-phase SP 3-ph 25 A 16 kW	240970	TR1	987,40
TS3 three-phase SP 3-ph 35 A 23 kW	241014	TR1	1152,70
TS3 three-phase SP 3-ph 50 A 33 kW	223836	TR1	1212,90



## TS2 three-phase

The TS2 three-phase power thyristor controller is used to control the load or power of industrial load applications (e.g. fans, pumps, lamps, heating coils, industrial ovens). Its solid and compact design permit seamless installation and a wear-free control with a high degree of efficiency.

Technical Data	
Configuration	jumper, DIP switches
Output switch contact	signal contact at 100% U <sub>a</sub> , signal contact in case of fault state changeover contacts 2A for 230 V ~, floating
output for ohmic and inductive loads	<b>75 A:</b> 50 kW (400 V ~ / 75 A) <b>90 A:</b> 60 kW (400 V ~ / 90 A) <b>120 A:</b> 78 kW (400 V ~ / 120 A)
Input	input for potentiometer 2,5..10 kΩ input for PTC according to DIN 44081 electrical activation via setpoint signal 0..10 V =, 0..20 or 4..20 mA optionally configurable
Power supply	L1, L2, L3, N: 400 V ~ 48..62 Hz, self-synchronizing
Power consumption	<b>75 A:</b> typ. 202 W <b>90 A:</b> typ. 243 W <b>120 A:</b> typ. 324 W
Display	9 LEDs showing status of the device
Enclosure	aluminium, cover plexiglass
Operating range temperature	0..+55 °C
Protection (IP)	IP42, according to EN 60529
Connection	power connections, M8 connection screw for cable lug, connection control electronics, max. 1.5 mm <sup>2</sup>
Mounting	4 mounting holes Ø=8 mm for mounting on galvanized mounting plates (control cabinet)

### Power thyristors – Phase angle

Item description	Item No.	Group	€
TS2 three-phase 3-ph 75 A 50 kW	236522	TR1	2107,30
TS2 three-phase 3-ph 90 A 60 kW	260190	TR1	2480,70
TS2 three-phase 3-ph 120 A 78 kW	304719	TR1	2838,50

### Power thyristors – Oscillation

Item description	Item No.	Group	€
TS2 three-phase SP 3-ph 75 A 50 kW	339094	TR1	2107,30
TS2 three-phase SP 3-ph 90 A 60 kW	326926	TR1	2480,70
TS2 three-phase SP 3-ph 120 A 78 kW	336482	TR1	2838,50

# Accessories Information



## Mounting Accessories

Fastening and screwing	416
Mounting accessories USE	418
Thermowell pockets	419
Bonded pockets	420
Mounting flanges	421
Connections	422
Wires / Cables	422
Frames and enclosures	423
Valve adapters	424

## Safety and Protection

Enclosure protection / Anti-theft protection	425
Filters	425

## Power supply

Power supplies	426
Batteries	426

## Configuration

Hardware	427
Storage media	427

## Miscellaneous

Displays (DLF / DPL)	428
Special printing	428
Special painting	428
Special engraving/Special lasering	428
Material test report	429

## General Information

Sensor characteristics	430
Glossary	432

Fastening and screwing				
	Item description	Item No.	Group	€
1	Mounting bracket kit for differential pressure switch 135x74x60 mm	669009	AS1	9,90
2	Mounting bracket kit for differential pressure transducer 40x60x40 mm	663892	AS1	10,50
3	Installation set TFR / MWF+	679466	AS1	10,00
4	Mounting bracket with cable gland for duct sensors Ø=6 mm	670593	AS1	14,40
5	Mounting ring for hollow ceiling with retaining clips to be used with SR-MDS	627825	AS1	7,75
6	Connector STC-DO8 to STC-PLUS 4DO	517577	AS1	8,85
7	Wall mounting for duct hygrostat	429030	AS1	44,70
8	L-shaped magnetic antenna holder, 180x180 mm	255097	AS1	17,00




1



2



3



4



5



6



7



8

Fastening and screwing					
Item description	Item No.		Group	€	
Fixing kit rawplugs and screws (2x each)	660945		AS1	1,05	1
Syringe thermal contact fluid	102308		AS1	1,75	2
Compression fittings KL4VA for Ø=4 mm with cutting ring, stainless steel	103206	☉	AS1	15,20	3
Compression fittings KL6VA for Ø=6 mm with cutting ring, stainless steel	103213	☉	AS1	15,20	4
Tension clamp for pipes Ø up to 110 mm with contact fluid	658911		AS1	3,20	5
Tension clamp for pipes Ø up to 250 mm with contact fluid	648103		AS1	5,00	6
Tightening strap PA (max. 85 °C) for pipes Ø up to 100 mm with contact fluid	668071		AS1	3,20	7
C-clip adhesive pads (5 pieces) – mounting accessories for LS02+ flex	778596		AS1	10,00	8
Screw connection set Ø=6 mm stainless steel (2 pcs.)	373388		AS1	73,70	9
Screw connection set Ø=8 mm stainless steel (2 pcs.)	373395		AS1	84,50	10
Screw connection set Ø=6 mm brass (2 pcs.)	373401		AS1	16,30	11
Screw connection set Ø=8 mm brass (2 pcs.)	373418		AS1	16,40	12



1



2



3



4



5 + 6



7



8



9 + 10



11 + 12

Mounting accessories USE				
	Item description	Item No.	Group	€
1	Mounting clip enclosure USE-S pure white	667739	AS1	5,50
2	Mounting base enclosure USE-S pure white	667722	AS1	6,50
3	Mounting base enclosure USE-M pure white	668354	AS1	9,35
4	Mounting base enclosure USE-L pure white	668361	AS1	13,00
5	Mounting kit AKF10+ for enclosure USE-S	748551	AS1	8,05
6	Mounting kit universal for enclosure USE	698511	AS1	10,40
7	Cable entry M20 USE white, sealing insert Flextherm Ø=4,5..9 mm (4 pcs)	752626	AS1	12,00
8	Sealing insert M20 USE white, Flextherm Ø=4,5..9 mm (10 pcs)	752206	AS1	12,00
9	Sealing insert M20 USE white, 2x Ø=7 mm (10 pcs)	641333	AS1	12,00
10	Cable entry M25 USE white, sealing insert 4x Ø=7 mm (4 pcs)	641364	AS1	12,00
11	Sealing insert M25 USE white, 2x Ø=9 mm (10 pcs)	797573	12,00	



1



2



3



4



5



6



7



8



9



10



11

**Thermowells brass for sensors with pocket Ø=6 mm**

Item description	Length	Inst. length	Item No.	On stock	Group	€
MS-thermowell 50 mm type THMSDS50	50 mm	36 mm	610995	☉	AS2	9,60
MS-thermowell 100 mm type THMSDS100	100 mm	86 mm	611008	☉	AS2	10,90
MS-thermowell 150 mm type THMSDS150	150 mm	136 mm	611015	☉	AS2	11,50
MS-thermowell 200 mm type THMSDS200	200 mm	186 mm	611022	☉	AS2	12,00
MS-thermowell 250 mm type THMSDS250	250 mm	236 mm	611985	☉	AS2	13,70
MS-thermowell 300 mm type THMSDS300	300 mm	286 mm	611039	☉	AS2	14,20
MS-thermowell 450 mm type THMSDS450	450 mm	436 mm	611046	☉	AS2	14,50

**Thermowells stainless steel for sensors with pocket Ø=6 mm**

Item description	Length	Inst. length	Item No.	On stock	Group	€
VA-thermowell 50 mm type THVADS50	50 mm	36 mm	611152	☉	AS2	22,50
VA-thermowell 100 mm type THVADS100	100 mm	86 mm	611817	☉	AS2	24,70
VA-thermowell 150 mm type THVADS150	150 mm	136 mm	611824	☉	AS2	26,70
VA-thermowell 200 mm type THVADS200	200 mm	186 mm	611848	☉	AS2	28,00
VA-thermowell 250 mm type THVADS250	250 mm	236 mm	611862	☉	AS2	34,70
VA-thermowell 300 mm type THVADS300	300 mm	286 mm	611879	☉	AS2	36,40
VA-thermowell 450 mm type THVADS450	450 mm	436 mm	611893	☉	AS2	37,60
Pressure screw with sealing PTFE (without silicone) for thermowell pocket THVADS			666473	☉	AS2	21,60



THMSDS



THVADS

Thermowells stainless steel for sensors with pocket Ø=8 mm						
Item description	Length	Inst. length	Item No.	On stock	Group	€
VA-thermowell 100 mm type THVA100 (KFK03)	108 mm	100 mm	584180	☉	AS2	35,30
VA-thermowell 150 mm type THVA150 (KFK03)	158 mm	150 mm	584197	☉	AS2	37,10
VA-thermowell 200 mm type THVA200 (KFK03)	208 mm	200 mm	584203	☉	AS2	39,00
VA-thermowell 250 mm type THVA250 (KFK03)	258 mm	250 mm	594738	☉	AS2	41,10



Bonded pockets						
Item description	Length	Inst. length	Item No.	On stock	Group	€
Bonded pocket St52-3 Typ ESH110	60 mm	50 mm	103459	☉	AS1	58,60
Bonded pocket St52-3 Typ ESH160	110 mm	100 mm	103466	☉	AS1	67,10
Bonded pocket St52-3 Typ ESH210	160 mm	150 mm	103473	☉	AS1	75,50
Bonded pocket St52-3 Typ ESH260	210 mm	200 mm	173247	☉	AS1	83,00





Mounting flanges					
Item description	Item No.	On stock	Group	€	
Mounting flange MF2 (suitable for TFR)	435642		AS1	7,55	1
Mounting flange MF6 flexible (suitable for Ø=4 / 6 / 7 mm)	399098	⊕	AS2	7,55	2
Mounting flange MF6DS flexible (suitable for Ø=6 mm)	669016	⊕	AS2	7,55	3
Mounting flange MF4 brass (suitable for Ø=4 mm)	102438		AS1	6,10	4
Mounting flange MF6 brass (suitable for Ø=6 mm)	3407	⊕	AS1	7,55	5
Mounting flange MF7 brass (suitable for MWF+ and Ø=7 mm)	102360		AS1	7,55	6
Mounting flange MF8 stainless steel (suitable for Ø=8 mm)	103305		AS1	26,90	7
Mounting flange MF19	527705		AS1	14,00	8
Mounting flange MF20	612562		AS1	14,00	9



1



2



3



4



5



6



7



8



9

Connections				
	Item description	Item No.	Group	€
1	Metal duct connector MKS40 (Ø=4 mm, L=40 mm)	265138	AS1	4,85
2	Metal duct connector MKS100 (Ø=5 mm, L=100 mm)	302531	AS1	5,70
3	T-hose connector for pressure hoses Ø=4 mm (10 pcs)	668323	AS1	35,70
4	Adapter 90° angle for pressure hoses Ø=4 mm	668330	AS1	9,55



1



2



3



4

Wires / Cables				
	Item description	Item No.	Group	€
1	Connection wire DLF/DPL – connection plug and wire 5 m	668309	AS1	15,00
2	Sensor wire 1,5 m with RJ45 connector	628785	AS1	6,65
3	Sensor wire 3 m with RJ45 connector	708852	AS1	8,55
4	Sensor wire 5 m with RJ45 connector	794886	AS1	12,40
5	Sensor wire 7,5 m with RJ45 connector	708869	AS1	15,90
6	Antenna extension 10 m	257206	AS1	66,10
7	Antenna extension 20 m	257213	AS1	80,40
8	USB extension 3 m	574044	NET	15,90



1



2 - 5



6



7



8

Frames and enclosures				
Item description	Item No.	Group	€	
Frame for surface mounting JOY white	760201	AS1	28,60	1
Frame for surface mounting JOY black	760195	AS1	28,60	2
Decorative frame JOY white	681452	AS1	14,40	3
Decorative frame JOY black	740951	AS1	14,40	4
Frame for surface mounting NOVOS 3 / WRF04 pure white	795050	AS1	14,90	5
Frame for surface mounting NOVOS 3 / WRF04 black	795074	AS1	54,00	6
Enclosure for surface mounting MDS pure white	448512	AS1	56,80	7
Enclosure for surface mounting SR-MDS pure white	514439	AS1	56,80	8



1



2




3



4



5



6



7+8

Valve Adapters				
	Item description	Item No.	Group	€
1	Valve adapter SAB for Giacomini Z810 (22,6 mm)	634724	AS1	28,50
2	Valve adapter SAB for Oventrop Z809 (M30x1,0)	611978	AS1	28,50
3	Valve adapter SAB for Herz Z807 (M28 X 1,5 mm)	595070	AS1	28,50
4	Valve adapter SAB for Danfoss RA2000 Z802	589093	AS1	28,50
5	Valve adapter SAB for Danfoss RAV Z803	589109	AS1	28,50
6	Valve adapter SAB for Danfoss RAV-L Z804	589116	AS1	28,50
7	Valve adapter SAB for Danfoss Z800	589079	AS1	28,50
8	Valve adapter SAB for Danfoss Z801	589086	AS1	28,50
9	Valve adapter SAB for Vaillant Z805	615181	AS1	28,50



1



2



3



4



5



6



7




8



9

**Enclosure protection / Anti-theft protection**


Item description	Item No.	On stock	Group	€	
Sun/rain protection RS150	103329		AS1	26,80	1
Ball stroke protection BS150, transparent	730075	☹	AS1	26,80	2
Ball stroke protection BS100, stainless steel	103312		AS1	26,80	3
Weather protection for FTK+, WSA (replacement)	625241		AS1	80,20	4
Battery protection SAB05	595612		AS1	21,90	5
Safety lock dismounting protection SAB	706148	☹	AS1	12,40	6



1



2



3



4



5



6

**Filters**

Item description	Item No.	Group	€	
Filter stainless steel, wire mesh FTK+ / FTA54+ / FTP+ (spare part)	231169	AS1	11,60	1
Filter stainless steel, wire mesh FSK01 (spare part)	429047	AS1	29,40	2
Filter PTFE (for air velocities >15 m/s)	429054	AS1	49,00	3



1



2



3

## » Accessories – Power supply

Power supplies					
	Item description	Item No.	On stock	Group	€
1	PSU-UP24 – flush-mounted power supply 24 V	645737	☉	AS1	49,40
2	PSU-HS24 - power supply unit 24 V for DIN rail mounting	764742	☉	AS1	126,70



1



2

Batteries				
	Item description	Item No.	Group	€
1	Battery LS14250	315098	AS1	4,85
2	Battery ER14505 (lithium 3.6 V AA)	759182	AS1	8,15
3	Battery VARTA 4906 (1,5 V AA)	459099	AS1	4,85
4	Battery VARTA 4003 (1,5 V AAA)	739351	AS1	4,85
5	Coin cell CR1225	727310	AS1	4,85
6	Coin cell CR1632	597814	AS1	4,85
7	Coin cell CR2032	347013	AS1	4,85



1



2



3



4



5



6



7

Hardware					
Item description	Item No.		Group	€	
EnOcean USB transceiver for airConfig/airScan (incl. airScan license)	566704	☉	NET	111,20	1
BLE dongle with micro-USB for devices USE-M / USE-L / NOVOS / thanos EVO	668262	☉	NET	31,30	2
USB interface for devices USE-M / USE-L / NOVOS / thanos EVO / SR06 LCD	597838	☉	AS1	38,50	3
USB interface RS485 (Modbus RTU Logger Software + licence)	809917	☉	NET	119,00	4
USB Interface RS485 (incl. driver CD)	668293	☉	NET	62,00	4
USB interface KNX	806190	☉	AS1	189,60	4



1



2



3



4

Storage Media				
Item description	Item No.		Group	€
microSD card 2 GB	500098		AS1	13,40



<b>Displays (DLF / DPL)</b>			
Item description	Item No.	Group	€
UD-A – universal display for 4..20 mA	718189	AS1	99,40
UD-V – universal display for 0..10 V	775113	AS1	99,40



<b>Special printing</b>			
Item description	Item No.	Group	€
Special printing – order quantity 20..49 pcs. (each per colour)	–		21,20
Special printing – order quantity 50..99 pcs. (each per colour)	–		15,90
Special printing setup and tool costs (once for one-colour print)	115049	NET	216,10

<b>Special painting</b>			
Item description	Item No.	Group	€
Special painting – prices on request			
Special painting setup costs (once per colour)	114998	NET	216,10

<b>Special engraving / special lasering</b>			
Item description	Item No.	Group	€
Engraving/lasering – prices on request			



## Inspection certificate 3.1 according to EN 10204

Depending on the application and the field of use, calibration certificates are becoming increasingly important in modern building automation as well as HVAC. Reasoned by physical characteristics, sensors are exposed to and wear off due to mechanical, chemical or thermal stress. Due to these external influences, the initial technical specifications can vary over the lifespan of a sensor. Calibration as a measuring process serves to determine and document the deviation of a sensor at the time of its calibration test compared to a certified reference device. Each device is issued its individual certificate according to DIN EN 10204 with the measured deviations. This document certifies, that the sensor complies with the accuracies defined in the data sheet at the time of manufacture/delivery. An adjustment/offset of the detected deviation is not conducted.

Measured value	Calibration range
Temperature:	-20..+150 °C
rH (relative humidity):	10..90% rH
Pressure (gases):	-100..+7000 Pa
Pressure (liquids):	on request
Thermowells:	on request on request

Material test reports			
Item description	Item No.	€	
Inspection certificate 3.1 (EN 10204) temperature – 2 values	119030	on request	
Inspection certificate 3.1 (EN 10204) humidity – 2 values	665407	on request	
Inspection certificate 3.1 (EN 10204) pressure – 2 values	696647	on request	
Additional measuring point	–	on request	

### Note:

Calibration certificates according to DIN EN 10204 cannot be issued for the following products / measured variables:  
EasySens (EnOcean) | CO2 sensors | Temperature 1/10 DIN Class B | Room operating units / Thermostats

TEMP. °C	PT100 OHM	PT1000 OHM	NI1000 OHM	NI1000 TK5000 OHM	KTY81-110 OHM	KTY81-121 OHM	KTY81-122 OHM
-50	80,31	803,10	743,00	790,88	515	505	525
-40	84,27	842,70	791,00	830,83	567	557	577
-30	88,22	882,20	842,00	871,69	624	614	634
-20	92,16	921,60	893,00	913,48	684	674	694
-10	96,09	960,90	946,00	956,24	747	737	757
0	100,00	1.000,00	1.000,00	1.000,00	815	805	825
10	103,90	1.039,00	1.056,00	1.044,79	886	876	896
20	107,79	1.077,90	1.112,00	1.090,65	961	951	971
25	109,74	1.097,40	1.141,00	1.113,99	1.000	990	1.010
30	111,67	1.116,70	1.171,00	1.137,61	1.040	1.030	1.050
40	115,54	1.155,40	1.230,00	1.185,71	1.122	1.112	1.132
50	119,40	1.194,00	1.291,00	1.234,97	1.209	1.199	1.219
60	123,24	1.232,40	1.353,00	1.285,44	1.299	1.289	1.309
70	127,07	1.270,00	1.417,00	1.337,14	1.392	1.382	1.402
80	130,89	1.308,90	1.483,00	1.390,12	1.490	1.480	1.500
90	134,70	1.347,00	1.549,00	1.444,39	1.591	1.581	1.601
100	138,50	1.385,00	1.618,00	1.500,00	1.696	1.686	1.706
110	142,29	1.422,00	1.688,00	1.556,98	1.805	1.795	1.815
120	146,06	1.460,60	1.760,00	1.615,36	1.915	1.905	1.925
130	149,82	1.498,20	1.853,00	1.675,18	2.023	2.013	2.033
140	153,58	1.535,80	1.909,00	1.736,47	2.124	2.114	2.134
150	157,31	1.573,10	1.987,00	1.799,26	2.211	2.201	2.221

TEMP. °C	KTY81-210 OHM	FET OHM	LM235Z MVOLT	BALCO 500 OHM	NTC 1,6K OHM	NTC1,8K OHM	NTC2,2K OHM
-50	1.030	-	-	382,1	-	-	-
-40	1.135	-	2.332	399,8	53.370	40.375	73.060
-30	1.247	1.934,70	2.432	418,0	28.173	22.906	38.550
-20	1.367	2.030,41	2.532	435,6	15.489	13.477	21.200
-10	1.495	2.127,68	2.632	453,3	8.840	8.198	12.110
0	1.630	2.226,53	2.732	471,0	5.222	5.141	7.162
10	1.772	2.327,01	2.832	488,7	3.184	3.315	4.372
20	1.922	2.429,15	2.932	497,3	1.999	2.193	2.747
25	2.000	2.480,86	2.982	506,3	1.600	1.800	2.200
30	2.080	2.533,00	3.032	523,6	1.289	1.486	1.773
40	2.245	2.638,60	3.132	541,3	851,9	1.028	1.173
50	2.417	2.745,99	3.232	558,5	576,1	726	793
60	2.597	2.855,23	3.332	576,2	397,9	522	548
70	2.785	2.966,36	3.432	593,4	280,2	382	386
80	2.980	3.079,42	3.532	610,6	200,9	284	276
90	3.182	3.194,47	3.632	627,8	146,5	214	201
100	3.392	3.311,56	3.732	645,1	108,5	164	149
110	3.607	3.430,75	3.832	662,3	81,5	127	112
120	3.817	3.552,09	3.932	679,1	62,1	99	85
130	4.008	3.675,65	-	696,3	47,9	-	66
140	4.166	3.801,48	-	713,1	37,4	-	51
150	4.280	3.929,65	-	-	29,5	-	40

TEMP. °C	NTC3K OHM	NTC 3,3K OHM	NTC 5K OHM	NTC 5,369 OHM	NTC-SAT OHM	NTC 10K KOHM	NTC 10K PRE KOHM
-50	-	-	333.914,00	-	-	667,83	-
-40	102.690	109.600	167.835,50	116.300	9.709	335,67	239,80
-30	53.730	57.820	88.341,50	66.190	9.462	176,68	135,20
-20	29.346	31.800	48.487,00	39.100	9.063	96,97	78,91
-10	16.674	18.160	27.649,00	23.890	8.468	55,30	47,54
0	9.822	10.740	16.325,40	15.060	7.658	32,65	29,49
10	5.976	6.558	9.951,75	9.778	6.665	19,90	18,79
20	3.750	4.121	6.246,85	6.517	5.573	12,49	12,26
25	3.000	3.300	5.000,00	5.369	5.025	10,00	10,00
30	2.417	2.660	4.028,00	4.449	4.493	8,06	8,19
40	1.598	1.759	2.662,45	3.104	3.519	5,32	5,59
50	1.081	1.190	1.800,50	2.209	2.704	3,60	3,89
60	747,3	822	1.243,55	1.600	2.059	2,49	2,76
70	526,8	579	875,80	1.178	1.566	1,75	1,99
80	378,3	415	628,09	880,5	1.198	1,26	1,46
90	276,3	302	458,06	666,6	925	0,92	1,08
100	204,9	224	339,32	510,3	725	0,68	0,82
110	154,2	168	255,03	393,6	577	0,51	0,62
120	117,7	128	194,30	305,2	468	0,39	0,48
130	90,9	98	149,91	238,9	386	0,30	0,38
140	71,1	77	117,04	188,4	325	0,23	0,30
150	56,2	60	92,40	150,2	278	0,18	0,24

TEMP. °C	NTC10-CAREL OHM	NTC12K OHM	NTC20K KOHM	NTC30K OHM	NTC50K OHM	NTC100K OHM
-50	-	-	1.490,40	-	4.168.934	-
-40	186.796	396.422,72	803,20	1.219.114	2.033.606	3.216.000
-30	110.881	204.948,28	412,80	622.924	1.038.697	1.721.000
-20	67.683	111.626,16	220,60	331.871	553.243	955.400
-10	42.431	63.671,20	122,40	183.696	306.183	548.800
0	27.280	37.841,88	70,20	105.305	175.508	325.500
10	17.961	23.332,63	41,60	62.343	103.903	198.900
20	12.092	14.869,02	25,34	38.019	63.364	125.000
25	10.000	12.000	20,00	30.000	50.000	100.000
30	8.312	9.761,37	15,88	23.828	39.714	80.530
40	5.826	6.582,83	10,21	15.317	25.529	53.140
50	4.159	4.548,87	6,71	10.079	16.799	35.860
60	3.020	3.213,88	4,51	6.778	11.297	24.690
70	2.228	2.317,13	3,10	4.651	7.750,9	17.330
80	1.668	1.701,83	1,82	3.251	5.418,7	12.830
90	1.266	1.271,35	1,54	2.313	3.854,8	8.996
100	974	964,72	1,11	1.673	2.787,2	6.636
110	758	742,67	0,81	1.228	2.046,1	4.966
120	597	579,39	0,60	915	1.523,4	3.766
130	475	457,60	0,45	-	1.149,5	2.892
140	382	365,57	0,34	-	878,2	2.247
150	310	-	0,27	-	678,8	1.766

# Glossary



## OUTPUTS

<b>A, AA, 2A</b>	1 resp. 2 outputs 4..20 mA; output values depending on product
<b>V, VV, 3xV, 4xV or 2V, 3V, 4V</b>	1, 2, 3, 4 outputs 0..10 V; output values depending on product
<b>AS, AAS, VS, VVS</b>	1 resp. 2 active outputs + 1 passive output temperature (S)
<b>TRA</b>	output 4..20 mA, digit for measuring range temperature following
<b>TRV</b>	output 0..10 V, digit for measuring range temperature following
<b>TRA1/TRV1</b>	range -50..+50 °C
<b>TRA2/TRV2</b>	range -10..+120 °C
<b>TRA3/TRV3</b>	range 0..+50 °C
<b>TRA4/TRV4</b>	range 0..+160 °C
<b>TRA5/TRV5</b>	range 0..+250 °C
<b>TRA6/TRV6</b>	range 0..+400 °C
<b>TRA7/TRV7</b>	range 0..+600 °C
<b>TRA8/TRV8</b>	range -15..+35 °C
<b>MultiRange</b>	range adjustable at the device

## SI-PROTECTION

Changes in temperature are causing formation of humidity. Thus, there is a risk that the humidity can permeate in the contact point of the sensor. As a result, the sensor would corrode and oxygenate. Thus, the contact point would become unreliable.

The SI-Protection procedure provides the contact point with epoxy gum and a fluidized bed coating which unites with the insulation material of the wire. Thus, a complete unit is built protecting the sensor against vibrations and humidity.



## DUAL CHANNEL – SELF CALIBRATION

Dual Channel self calibration utilizes an independent 2nd optical beam to compare and reference the measuring beam. Because the 2nd beam is used only once a day it will wear off much less resulting in a negligible error. Contrary to products using the commonly used ABC-Logic™, dual channel sensors can be used for all applications including hospitals, casinos, horticulture and livestock etc, which are in use 24/7.

## COMMUNICATION

<b>EasySens®</b>	Thermokon radio based on EnOcean IEC 14543-3-10
<b>BACnet</b>	RS485 BACnet (MS/TP), communication protocol specifically designed for building automation; BACnet IP, if mentioned in catalogue
<b>KNX</b>	EIB-KNX interface
<b>LON</b>	LON FTX, communication protocol specifically designed for building automation; other standards, if mentioned in catalogue
<b>Modbus</b>	RS485 Modbus RTU

## ROOM OPERATING UNITS: OPERATING ELEMENTS

<b>P</b>	potentiometer (setpoint adjustment)
<b>MS</b>	slide switch
<b>S</b>	switch (e.g. for fan stages)
<b>T</b>	button (e.g. for occupancy status)
<b>D</b>	LED
<b>LCD</b>	inclusive display
<b>TLF</b>	traffic light function indicating air quality via LED(s)
<b>AZ</b>	Automatic zero-point calibration

## PRICE OVERVIEW OF SINGLE-FOLD SWITCH FRAMES

Note: Prices for frames only valid in connection with basic device, discount group: depending on device

WRF07 x  
WRF06 x  
WRF06  
WRF06I

Manufact.	Switch range	Dim. (WxH)	Colour	Price (€)	
Berker	Berker S.1	55x55	polar white (g/m), white (g)	0,00	■
	Berker B.3	55x55	Aluminium, Aluminium black anodized	47,40	■
	Berker B.7	55x55	polar white (m), anthracite, alu (m)	0,00	■
Busch-Jaeger	Busch-balance® SI	55x55	alpine white	0,00	■
	solo®	63x63	studio white (m), chrome (g/m)	14,90	■
	future® linear	63x63	studio white (g/m), anthracite, alu silver, ivory white	14,90	■
	Busch-axcent®	63x63	studio white (g)	14,90	■
Gira	E2	55x55	pure white (g/m), alu, anthracite	0,00	■
	E3	55x55	pure white (g)	0,00	■
	Standard 55	55x55	pure white (g/m), creme white (g)	0,00	■
	Esprit	55x55	different colours and materials	47,40	■
	Event	55x55	pure white (g/m), alu, anthracite	0,00	■
	Flächenschalter	71x71	pure white (g)	14,90	■
Jung	LS 990 plastic	70x70	white, alpine white (g)	14,90	■
	A 500	55x55	alpine white, aluminium	0,00	■
	AS 500/AS 500 antib.	55x55	white, alpine white	0,00	■
	A plus	55x55	alpine white, aluminium, anthracite	0,00	■
	A creation plastic	55x55	alpine white, aluminium, anthracite (m)	0,00	■
	CD 500	67x67	white, alpine white	14,90	■
Merten	M-Smart	55x55	white (g/m), polar white (g/m), active white (g)	0,00	■
	M-Plan	55x55	white (g/m), polar white (g/m), active white (g), aluminium, anthracite	0,00	■
	1-M	55x55	white (g), polar white (g), active white (g)	0,00	■
	Atelier-M	55x55	white (g), polar white (g), active white (g)	0,00	■
	M-Pure	55x55	polar white (g), active white (g), aluminium, anthracite	0,00	■
	Antik	66x66	white (m), polar white (m)	0,00	■

Explanation: ■ without intermediate frame ■ with intermediate frame - not available g = glossy m = matt

OTHER SWITCH RANGES, COLOURS AND MATERIALS ON REQUEST

## PRICE OVERVIEW OF SINGLE-FOLD SWITCH FRAMES

Note: Prices for frames only valid in connection with basic device, discount group: AS1

Manufact.	Switch range	Dim. (WxH)	Colour	Price (€)	SR06 LCD SR07 x SR07		WRF06 LCD FTW06 WRF06		Radio switches
Berker	Berker S.1	55x55	polar white (g/m), white (g)	5,60	■		■		■
	Berker B.3	55x55	Aluminium, Aluminium black anodized	47,40	-		■		-
	Berker B.7	55x55	polar white (m), anthracite, alu (m)	5,60	■		■		■
Busch-Jaeger	Busch-balance® SI	55x55	alpine white	5,60	■		■		■
	solo®	63x63	studio white (m)	14,90	■		■		-
	future® linear	63x63	studio white (g/m), anthracite, alu silver, ivory white	14,90	■		■		-
				5,60	-		-		■
	Busch-axcent®	63x63	studio white (g)	14,90	■		■		-
5,60				-		-		■	
Gira	E2	55x55	pure white (g/m), alu, anthracite	5,60	■		■		■
	E3	55x55	pure white (g)	5,60	■		■		■
	Standard 55	55x55	pure white (g/m), creme white (g)	5,60	■		■		■
	Esprit	55x55	different colours and materials	47,40	■		■		■
	Event	55x55	pure white (g/m), alu, anthracite	5,60	■		■		■
	Flächenschalter	71x71	pure white (g)	14,90	■		■		■
Jung	LS 990 plastic	70x70	white, alpine white (g)	14,90	■		■		■
	A 500	55x55	alpine white, aluminium	5,60	■		■		■
	AS 500/AS 500 antib.	55x55	white, alpine white	5,60	■		■		■
	A plus	55x55	alpine white, aluminium, anthracite	5,60	■		■		■
	A creation plastic	55x55	alpine white, aluminium, anthracite (m)	5,60	■		■		■
	CD 500	67x67	white, alpine white	14,90	-		■		-
Merten	M-Smart	55x55	white (g/m), polar white (g/m), active white (g)	5,60	■		■		■
	M-Plan	55x55	white (g/m), polar white (g/m), active white (g), aluminium, anthracite	5,60	■		■		■
	1-M	55x55	white (g), polar white (g), active white (g)	5,60	■		■		■
	Atelier-M	55x55	white (g), polar white (g), active white (g)	5,60	-		■		■
	M-Pure	55x55	polar white (g), active white (g), aluminium, anthracite	5,60	■		■		■
	Antik	66x66	white (m), polar white (m)	5,60	-		■		■

Explanation: ■ without intermediate frame ■ with intermediate frame - not available g = glossy m = matt

OTHER SWITCH RANGES, COLOURS AND MATERIALS ON REQUEST

# TERMS AND CONDITIONS

## Orders

We will gladly take your order by phone, email or faxsimile, using either the product name or item number from the catalogue. Please do not hesitate to contact us for technical support or support with specific applications or sensor technology.

## Delivery Time

We keep stock of a large number of standard sensors, so that we can provide an excellent and quick lead time. Products are often shipped immediately after receipt of order. Delivery times for larger quantities or custom designs are available on request.

## Pricing

All prices are list prices in € and do not include value added tax. Prices are valid from 1<sup>st</sup> January 2023. All previous prices become obsolete.

## Delivery Conditions

Our standard delivery terms are ex-works (EXW) by parcel services or forwarders, excluding costs for insurance.

## Product return

Thermokon stock products can be returned within a period of 6 months after delivery for 2/3 credit of the initial purchase price. Only unused products in original packing will be accepted. Custom manufactured products such as room sensors with control elements, custom engraving, custom varnish or custom printing can not be returned.

**Our general terms & conditions as well as warranty conditions can be sent to you upon request. The entire catalogue is subject to technical and price changes; no responsibility is taken for the accuracy of these information. Illustrations may vary.**

# 5 YEARS WARRANTY ON ALL PRODUCTS!



Publisher: Thermokon Sensortechnik GmbH, Platanenweg 1, 35756 Mittenaar, Managing Director: Harald Zygan  
No part of this catalogue may be reproduced in any form or processed, duplicated or distributed using digital or analogue tools without the consent of Thermokon Sensortechnik GmbH.



HOME OF SENSOR TECHNOLOGY

## CONTACT

### **Thermokon Sensortechnik GmbH**

Platanenweg 1 | 35756 Mittenaar | GERMANY  
Phone: +49 2778 6960-0 | Fax: +49 2778 6960-400  
email@thermokon.de | www.thermokon.com

### AUSTRIA

#### **Thermokon Components GmbH**

Ausstellungsstraße 6 | 2020 Hollabrunn  
Phone: +43 2952 50407 0  
info@thermokon.at | www.thermokon.at

### FINLAND

#### **Thermokon Sensor Technology Finland OY**

Edelfeltinkatu 13 | 48200 Kotka  
Phone: +358 45 230 7141  
info@thermokon.fi | www.thermokon.fi

### FRANCE

#### **Thermokon Sensor Technology France S.A.S.**

38 Rue des Mathurins | 75008 Paris  
Phone: +33 6 40 16 62 25  
contact@thermokon.fr | www.thermokon.fr

### ITALY

#### **Thermokon Sensor Technology S.r.l.**

Via Giuseppe Mazzini 7 | 20030 Senago (MI)  
Phone: +39 347 9679018  
contatti@thermokon.de | www.thermokon.com

### CHINA

#### **Thermokon Automation Equipment Co. Ltd.**

479 Chun Dong Road | Xin Zhuang Industry Park,  
Building C-1, 2/Floor | 201108 Shanghai  
Phone: +86 21 5176 0211 | Fax: +86 21 5176 213  
info@thermokon.asia | www.thermokon.asia

### SWITZERLAND

#### **Thermokon Sensortechnik Schweiz AG**

Zürichstraße 46 | 8303 Bassersdorf  
Phone: +41 44 752 50 00 | Fax: +41 44 752 50 01  
info@thermokon.ch | www.thermokon.ch

### NETHERLANDS

#### **Thermokon Sensor Technology Nederland B.V.**

Rozenstraat 11 | 6361 HS Nuth  
Phone: +31 65 05 5 61 99  
email@thermokon.nl | www.thermokon.nl

### SPAIN

#### **Thermokon Sensor Technology Ibérica S.L.U.**

Alfonso XII, 30 | 28014 Madrid  
Phone: +34 621 006 027  
info@thermokon.es | www.thermokon.es

### SWEDEN

#### **Thermokon-Danelko Elektronik AB**

Girovägen 13 | 17562 Järfälla  
Phone: +46 10 212 10 30  
info@thermokon.se | www.thermokon.se

### HONG KONG

#### **Thermokon Sensor Technology Ltd.**

Flat 6, 21/F., Lucida Industrial Building  
43, Wang Lung Street | Tsuen Wan | Hong Kong  
Phone: +852 3628 3760 | Fax: +852 3628 3762  
info@thermokon.asia | www.thermokon.asia